

DAVAO ORIENTAL INFLATION RATE FOR THE BOTTOM 30% INCOME HOUSEHOLDS

NOVEMBER 2024

BOTTOM 30% INCOME HOUSEHOLDS: (2018 = 100)

INFLATION RATES FOR NOVEMBER 2023, OCTOBER 2024, AND NOVEMBER 2024

NOVEMBER 2023

6.8







OCTOBER 2024

1.3

NOVEMBER 2024

0.4

INFLATION RATE BY MAJOR COMMODITY GROUP

	Food and Non-Alcoholic Beverages	• November 2024	2.8
		• October 2024	4.0
	Alcoholic Beverages and Tobacco	• November 2024	1.0
		• October 2024	1.2
	Clothing and Footwear	• November 2024	2.4
		• October 2024	2.2
	Housing, Water, Electricity, Gas, and Other Fuels	• November 2024	-10.9
		• October 2024	-10.2
	Furnishings, Household Equipment and Routine Household Maintenance	• November 2024	2.4
		• October 2024	2.7
	Health	• November 2024	1.6
		• October 2024	2.8

	Transport	• November 2024	-5.6
		• October 2024	-5.8
	Information and Communication	• November 2024	1.1
		• October 2024	1.1
	Recreation, Sport and Culture	• November 2024	6.9
		• October 2024	10.8
	Education Services	• November 2024	2.4
		• October 2024	2.4
	Restaurants and Accommodation Services	• November 2024	0.6
		• October 2024	-0.2
	Financial Services	• November 2024	0.0
		• October 2024	0.0
	Personal Care, and Miscellaneous Goods and Services	• November 2024	1.6
		• October 2024	1.8

MAIN SOURCES OF DECELERATION

1	FOOD AND NON-ALCOHOLIC BEVERAGES	INFLATION	2.8
		PERCENT SHARE	81.4
2	HOUSING, WATER, ELECTRICITY, GAS AND OTHER FUELS	INFLATION	-10.9
		PERCENT SHARE	9.7
3	RECREATION, SPORT AND CULTURE	INFLATION	6.9
		PERCENT SHARE	5.8

TECHNICAL NOTES

Consumer Price Index (CPI) for the Bottom 30% Income Households measures changes in the average consumer prices of selected goods and services commonly purchased by the bottom 30% income households.

Inflation Rate

is the annual rate of change or the year-on-year change in the CPI expressed in percent. Inflation is interpreted in terms of declining purchasing power of the peso.

Disclaimer: Graphics used are properties of their respective owner. No copyright infringement intended.



REPUBLIC OF THE PHILIPPINES
PHILIPPINE STATISTICS AUTHORITY
 DAVAO ORIENTAL



Miel Bldg., Rizal Extension, Central
 City of Mati, Davao Oriental 8200
 (087) 306-1824
 davaooriental@psa.gov.ph