



DAVAO REGION PRICE STATISTICS FEBRUARY 2023



DATE PUBLISHED: 09 MARCH 2023

BASE YEAR (2018=100)


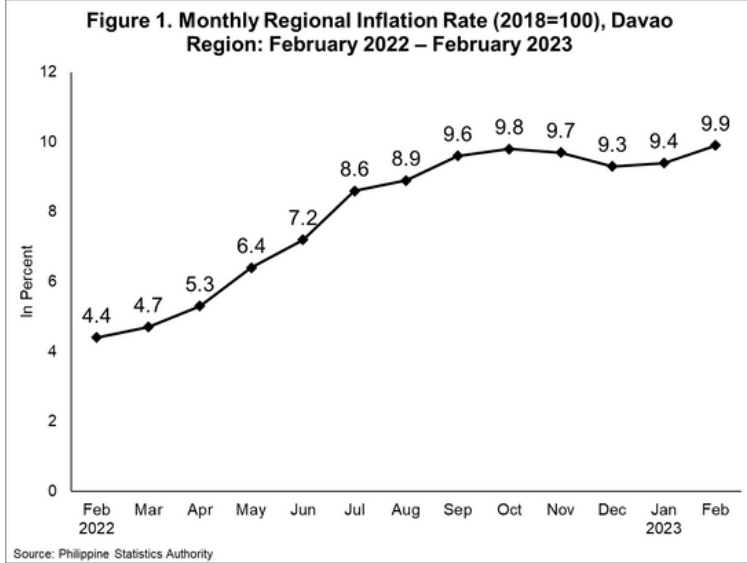
REFERENCE NO.: INF-23RSSO11-003

HEADLINE INFLATION

9.9%

The headline inflation in the region inched upward to 9.9 percent in February 2023 from 9.4 percent in January 2023.

122.4 CPI
 0.82 PPP



INFLATION RATE is the annual rate of change or the year-on-year change in the **CONSUMER PRICE INDEX (CPI)** expressed in percent.

CPI is an indicator of the change in the average retail prices of a fixed basket of goods and services commonly purchased by households relative to a base year. The CPI for All Income Households was rebased from Base Year 2012 to Base Year 2018.

PURCHASING POWER OF PESO (PPP) is a measure of the real value of peso in a given period relative to a chosen reference period. It is computed by getting the reciprocal of the CPI and multiplying the result by 100.

INFLATION RATE (%) AND CPI BY COMMODITY GROUP, DAVAO REGION

11.2% 122.7	14.9% 157.4	6.2% 115.9	9.6% 122.0	8.3% 118.9	7.1% 123.4
9.5% 129.3	1.6% 104.8	7.1% 118.0	6.8% 112.2	10.0% 117.9	0.0% 147.3
					7.9% 118.4

INCREASE DECREASE NO CHANGE

AS COMPARED TO JANUARY 2023 INFLATION

INFLATION RATE (%) AND CPI BY SELECTED FOOD GROUP, DAVAO REGION

9.0% 99.4	8.3% 93.8	3.3% 88.1	38.6% 132.3	11.1% 123.6	11.2% 144.3
4.9% 132.1	10.1% 124.8	25.0% 145.8	8.4% 116.3	24.8% 155.7	44.0% 154.8
					10.4% 123.4

SOURCE: SURVEY OF RETAIL PRICES OF COMMODITIES FOR CONSUMER PRICE INDEX, PHILIPPINE STATISTICS AUTHORITY
ICONS: FLATICON.COM

APPROVED FOR RELEASE:

RANDOLPH ANTHONY B. GALES
(Chief Statistical Specialist)
Officer-in-Charge
Regional Statistical Services Office 11



DAVAO REGION PRICE STATISTICS FEBRUARY 2023



DATE PUBLISHED: 09 MARCH 2023

BASE YEAR (2018=100)

REFERENCE NO.: INF-23RSSO11-004

HEADLINE INFLATION

9.9%

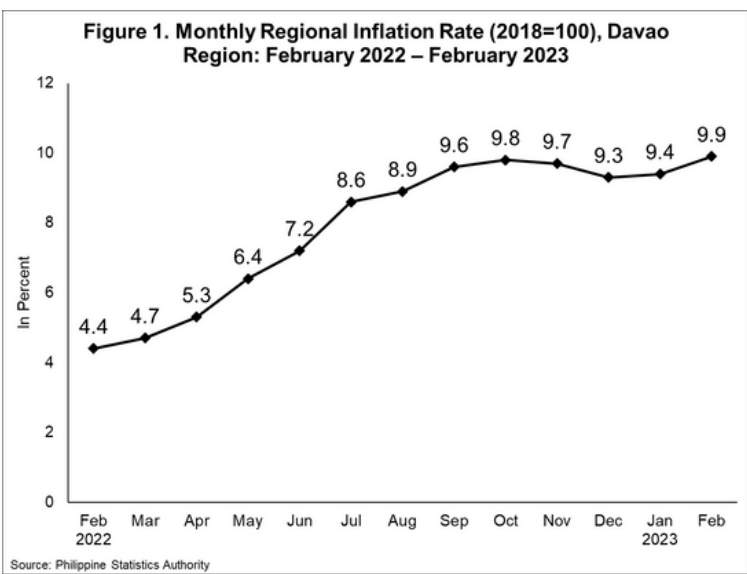
Ang headline inflation ng rehiyon ay tumaas ng 9.9 porsiyento noong Pebrero 2023, mula 9.4 porsiyento noong Enero 2023.



122.4 CPI



0.82 PPP



INFLATION RATE
ay ang taunang rate ng pagbabago o ang taunang pagbabago sa **CONSUMER PRICE INDEX (CPI)**.

CPI
ay tanda ng pagbabago ng kabuuang presyo ng isang basket ng mga produkto at serbisyo na karaniwang binibili ng isang sambahayan (household) sa isang taon kumpara sa presyo nito sa itinandang taon (base year). Ang Base Year para sa lahat ng Income Households ay binabago mula 2012 hanggang Base Year 2018.

PURCHASING POWER OF PESO (PPP)
ay ang "tunay" na halaga ng iyong piso sa taong ninanais kumpara sa nakatakdang taon (reference period). Ikinakalkula ito sa pamamagitan ng pagkuha ng palitan ng CPI at pagmultiplika ng resulta sa 100.

INFLATION RATE (%) AND CPI BY COMMODITY GROUP, DAVAO REGION

11.2% 122.7	14.9% 157.4	6.2% 115.9	9.6% 122.0	8.3% 118.9	7.1% 123.4
9.5% 129.3	1.6% 104.8	7.1% 118.0	6.8% 112.2	10.0% 117.9	0.0% 147.3
					7.9% 118.4

TUMAAS BUMABA WALANG PAGBABAGO

*KUMPARA SA INFLATION NOONG ENERO 2023

INFLATION RATE (%) AND CPI BY SELECTED FOOD GROUP, DAVAO REGION

9.0% 99.4	8.3% 93.8	3.3% 88.1	38.6% 132.3	11.1% 123.6	11.2% 144.3
4.9% 132.1	10.1% 124.8	25.0% 145.8	8.4% 116.3	24.8% 155.7	44.0% 154.8
					10.4% 123.4

SOURCE: SURVEY OF RETAIL PRICES OF COMMODITIES FOR CONSUMER PRICE INDEX, PHILIPPINE STATISTICS AUTHORITY
ICONS: FLATICON.COM

APPROVED FOR RELEASE:

RANDOLPH ANTHONY B. GALES
(Chief Statistical Specialist)
Officer-in-Charge
Regional Statistical Services Office 11