



DAVAO REGION INFLATION RATE FOR ALL INCOME HOUSEHOLDS NOVEMBER 2024 (2018=100)



DATE PUBLISHED: 10 DECEMBER 2024

REFERENCE NO.: INF-24RSSO11-072

HEADLINE INFLATION

2.2% ↓

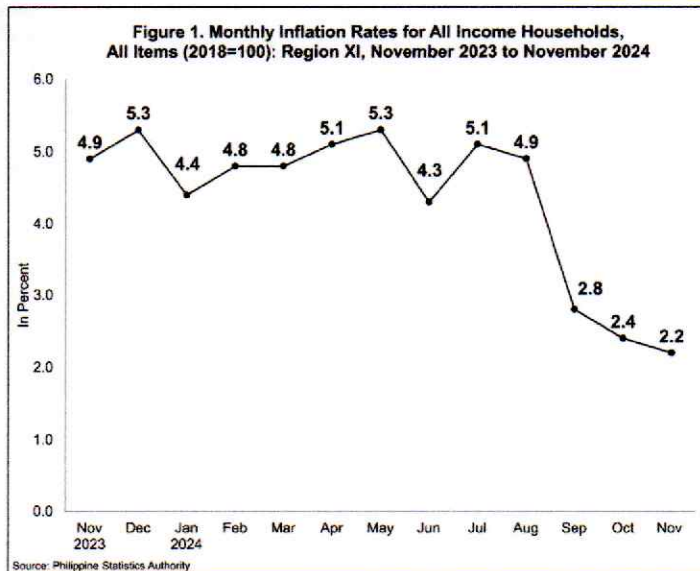
The headline inflation in the region declined to 2.2 percent in November 2024 from 2.4 percent in October 2024.



128.2 CPI



0.78 PPP



DID YOU KNOW?

INFLATION RATE

is the annual rate of change or the year-on-year change in the **CONSUMER PRICE INDEX (CPI)** expressed in percent.

CPI

is an indicator of the change in the average retail prices of a fixed basket of goods and services commonly purchased by households relative to a base year. The CPI for All Income Households was rebased from Base Year 2012 to Base Year 2018.

PURCHASING POWER OF PESO (PPP)

is a measure of the real value of peso in a given period relative to a chosen reference period. It is computed by getting the reciprocal of the CPI and multiplying the result by 100.

INFLATION RATE (%) AND CPI BY COMMODITY GROUP, DAVAO REGION



2.3%
131.0

Food and Non-Alcoholic Beverages



3.6%
179.2

Alcoholic Beverages and Tobacco



3.4%
124.7

Clothing and Footwear



2.2%
119.3

Housing, Water, Electricity, Gas, and Other Fuels



3.9%
127.6

Furnishing, Household Equipment and Routine



2.8%
130.7

Health



-2.6%
128.3

Transport



-0.3%
105.1

Information Communication



4.1%
129.5

Recreation, Sport and Culture



7.8%
125.8

Education Services



3.6%
130.5

Restaurants and Accommodation Services



-0.1%
147.2

Financial Services



3.0%
126.3

Personal Care, and Miscellaneous Goods and Services



INCREASE



DECREASE



NO CHANGE

AS COMPARED TO OCTOBER 2024 INFLATION

INFLATION RATE (%) AND CPI BY SELECTED FOOD GROUP, DAVAO REGION



1.1%
181.1

Cereals and Cereal Products



1.2%
144.2

Meat and Other Parts of Slaughtered Land Animals



5.6%
134.4

Fish and Other Seafood



2.2%
133.5

Milk, Other Dairy Products, and Eggs



2.7%
147.5

Oils and Fats



6.4%
141.0

Fruits and Nuts



1.0%
136.6

Vegetables, Tubers, Cooking Bananas and Pulses



-4.1%
144.0

Sugar, Confectionery and Desserts



7.3%
138.3

Ready-Made Food and Other Food Products N.E.C.

SOURCE: SURVEY OF RETAIL PRICES OF COMMODITIES FOR CONSUMER PRICE INDEX, PHILIPPINE STATISTICS AUTHORITY
ICONS: FLATICON.COM

APPROVED FOR RELEASE:

RANDOLPH ANTHONY B. GALES
(Chief Statistical Specialist)
Officer-in-Charge
Regional Statistical Services Office 11



REPUBLIC OF THE PHILIPPINES
PHILIPPINE STATISTICS AUTHORITY
REGIONAL STATISTICAL SERVICES OFFICE - DAVAO REGION

Ango Building, Cabaguio Avenue, Davao City



(082) 224-1140

/PSA11govph

http://rso11.psa.gov.ph

rso11@psa.gov.ph

rso11socd@psa.gov.ph





DAVAO REGION INFLATION RATE FOR ALL INCOME HOUSEHOLDS NOVEMBER 2024 (2018=100)



DATE PUBLISHED: 10 DECEMBER 2024

REFERENCE NO.: INF-24RSSO11-073

HEADLINE INFLATION

2.2% ↓

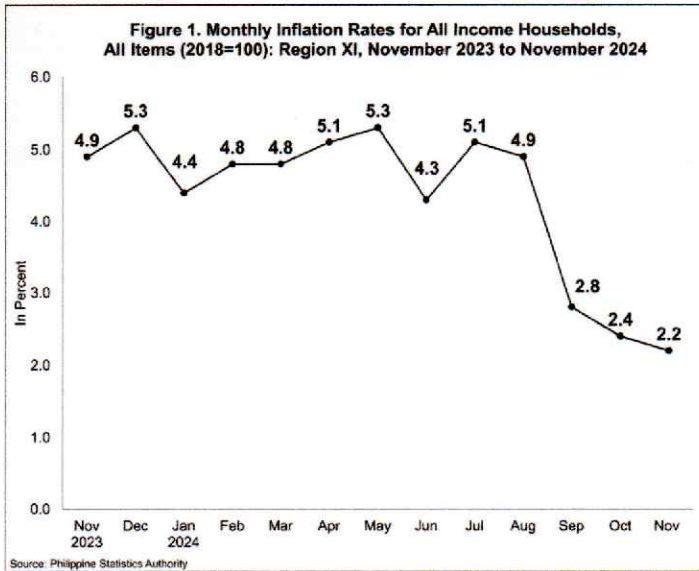
Ang headline inflation ng rehiyon ay bumaba sa 2.2 porsiyento noong Nobyembre 2024, mula 2.4 porsiyento noong Oktubre 2024.



128.2 CPI



0.78 PPP

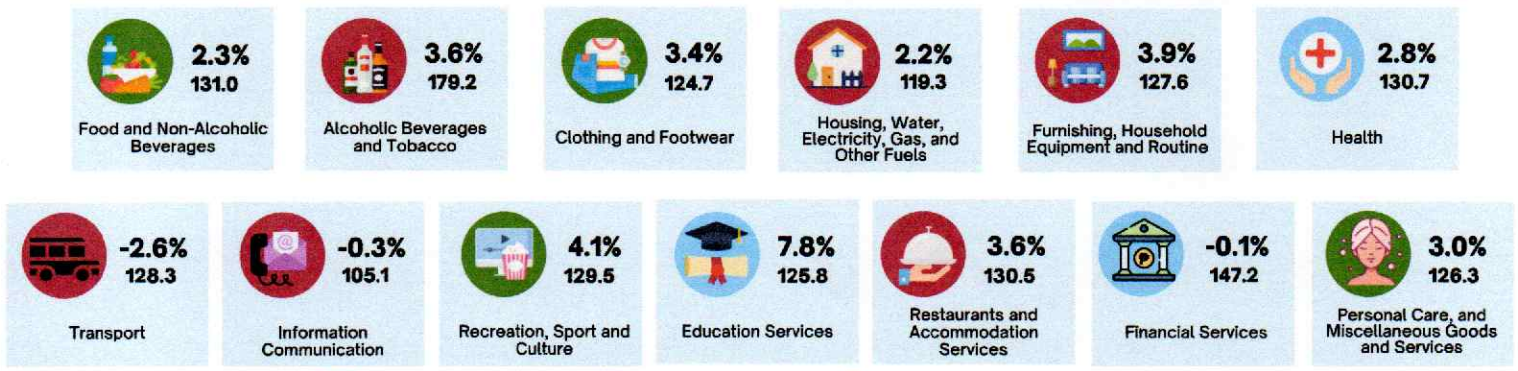


INFLATION RATE
ay ang taunang rate ng pagbabago o ang taunang pagbabago sa **CONSUMER PRICE INDEX (CPI)**.

CPI
ay tanda ng pagbabago ng kabuuang presyo ng isang basket ng mga produkto at serbisyo na karaniwang binibili ng isang sambahayan (household) sa isang taon kumpara sa presyo nito sa itinakdang taon (base year). Ang Base Year para sa lahat ng Income Households ay binabago mula 2012 hanggang Base Year 2018.


PURCHASING POWER OF PESO (PPP)
ay ang "tunay" na halaga ng iyong piso sa taong ninanais kumpara sa nakatakdang taon (reference period). Ikinakalkula ito sa pamamagitan ng pagkuha ng palitan ng CPI at pagmultiplika ng resulta sa 100.

INFLATION RATE (%) AND CPI BY COMMODITY GROUP, DAVAO REGION



*KUMPARA SA INFLATION NOONG OKTUBRE 2024 INFLATION

INFLATION RATE (%) AND CPI BY SELECTED FOOD GROUP, DAVAO REGION



SOURCE: SURVEY OF RETAIL PRICES OF COMMODITIES FOR CONSUMER PRICE INDEX, PHILIPPINE STATISTICS AUTHORITY
ICONS: FLATICON.COM

APPROVED FOR RELEASE:

TSUY
RANDOLPH ANTHONY B. GALES
(Chief Statistical Specialist)
Officer-In-Charge
Regional Statistical Services Office 11
WAL



REPUBLIC OF THE PHILIPPINES
PHILIPPINE STATISTICS AUTHORITY
REGIONAL STATISTICAL SERVICES OFFICE - DAVAO REGION
Ango Building, Cabagulo Avenue, Davao City



(082) 224-1140
/PSA11govph
http://rso11.psa.gov.ph
rso11@psa.gov.ph
rso11socd@psa.gov.ph

