


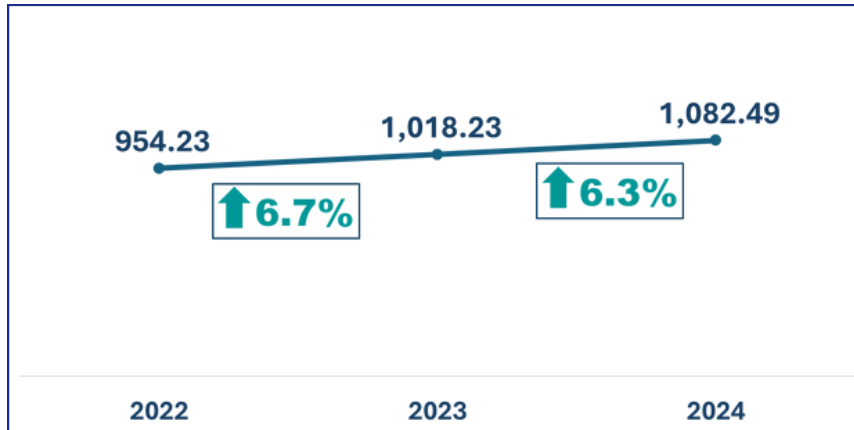
2024 ECONOMIC PERFORMANCE OF DAVAO REGION AT CONSTANT 2018 PRICES

DATE PUBLISHED: 22 APRIL 2025

REFERENCE NO.: INF-25RSSO11-033

PERFORMANCE OF THE ECONOMY

In terms of Levels (in Billion PhP) and Growth Rates: 2022 to 2024



AMONG 18 REGIONS

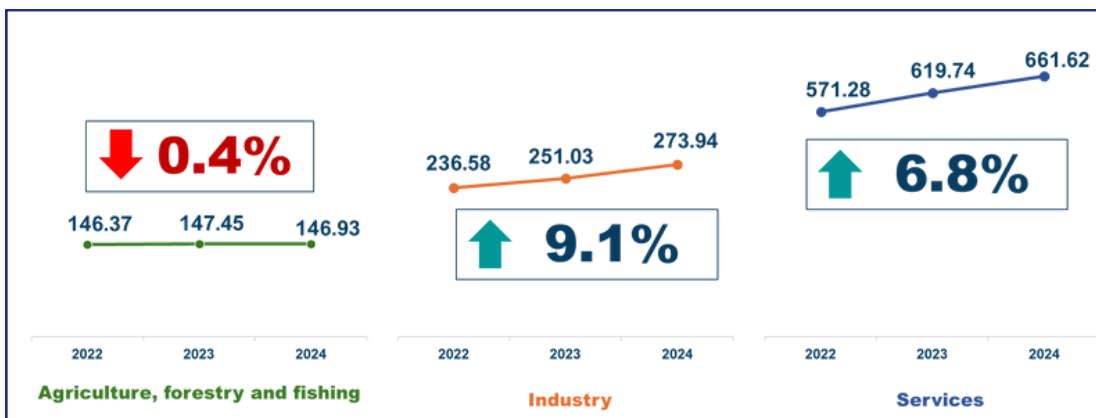
4th FASTEST GROWING ECONOMY

5th BIGGEST ECONOMY IN THE COUNTRY

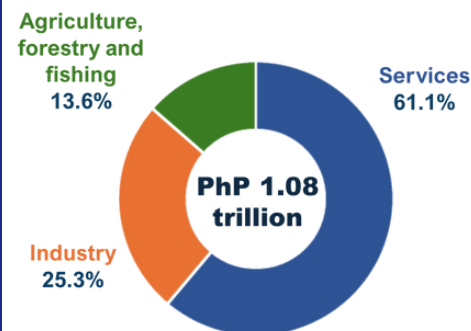
4.9 PERCENT SHARE TO NATIONAL GDP

GROSS VALUE ADDED BY MAJOR INDUSTRY

In Terms of Levels (in Billion PhP), 2023 to 2024 and Growth Rate, 2023 to 2024


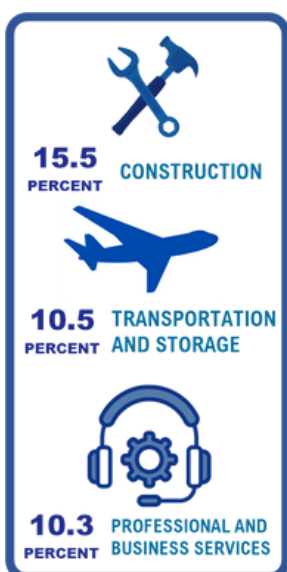


SHARE OF MAJOR INDUSTRIES 2024



Top 3 Fastest Industries in terms of Growth Rate, 2023 to 2024

Top 3 Fastest Expenditure Items in terms of Growth Rate 2023 to 2024



GRDP

measures the economic performance of a region. It covers the value of goods and services produced in the region in a given period of time.

GRDE

defined as the expenditure of residents of the region in the domestic territory plus their expenditures in other regions including the rest of the world.

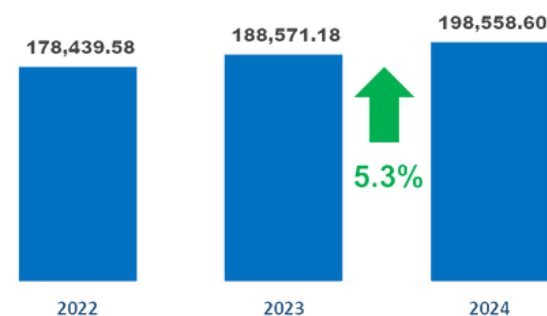
APPROVED FOR RELEASE:

RANDOLPH ANTHONY B. GALES

Officer-in-Charge

Regional Statistical Services Office XI

Per Capita GRDP in Pesos, 2023 to 2024



In 2024, the per capita GRDP, or the value of each Davaoño's contribution to the regional economy, stood at 198,559 pesos, translating to an increase of 5.3 percent from the 188,571 pesos recorded per capita in 2023.



REPUBLIC OF THE PHILIPPINES
PHILIPPINE STATISTICS AUTHORITY
REGIONAL STATISTICAL SERVICES OFFICE - DAVAO REGION

Ango Building, Cabaguio Avenue, Davao City



/psagovphxi



@psagovphxi



rsso11@psa.gov.ph
rsso11sodc@psa.gov.ph



(082) 224-1140



http://rsso11.psa.gov.ph

