



# ANNUAL AVERAGE FARMGATE PRICES OTHER CROPS DAVAO REGION:2023



BAGONG PILIPINAS

DATE PUBLISHED: 09 JULY 2025

REFERENCE NO.: INF-25RSSO11-072

ANNUAL AVERAGE  
PRICE

COMMODITY

GROWTH RATE  
(2022 - 2023)

PhP51.11  
per kilo



Abaca (dried raw fiber)

↓  
-7.9%

ANNUAL AVERAGE  
PRICE

COMMODITY

GROWTH RATE  
(2022 - 2023)

PhP93.45  
per kilo



Cacao

↑  
8.8%

PhP5.45  
per kilo



Coconut Mature

↓  
-21.0%

PhP31.57  
per kilo



Banana Lakatan

↑  
52.5%


PhP5.48  
per kilo



Coconut Young

↓  
-14.6%

PhP11.31  
per kilo



Banana Latundan

↑  
13.0%


PhP419.78  
per kilo



Coffee Arabica (green coffee beans)

↑  
98.8%

PhP8.07  
per kilo



Banana Saba

↑  
28.9%

PhP98.70  
per kilo



Coffee Robusta (green coffee beans)

↑  
24.1%

PhP20.43  
per kilo



Calamansi

↓  
-17.6%

PhP24.98  
per kilo



Rubber (coagulated cup lump)

↓  
-3.1%

PhP49.26  
per kilo



Mango Carabao

↑  
6.8%

## What is farmgate price?

IT REFERS TO THE PRICE RECEIVED BY FARMERS FOR THEIR CROPS AT THE LOCATION OF FARM. THUS, THE MARKETING COSTS, SUCH AS THE TRANSPORT AND OTHER MARKETING COST (IF ANY) INCURRED IN SELLING THE PRODUCE ARE NOT INCLUDED IN THE FARM PRICES.

APPROVED FOR RELEASE:

*Randy*  
RANDOLPH ANTHONY B. GALES  
(Chief Statistical Specialist)  
Officer-in-Charge  
Regional Statistical Services Office 11  
MLCM/KAP/PCA

Page 1 of 2

SOURCE: 2019-2023 Farm Prices Survey (FPS), 2024 Crops Production Survey (CrPS), Philippine Statistics Authority  
IMAGES: Canva.com

REPUBLIC OF THE PHILIPPINES  
PHILIPPINE STATISTICS AUTHORITY  
REGIONAL STATISTICAL SERVICES OFFICE - DAVAO REGION

Ango Building, Cabaguio Avenue, Davao City



(082) 224-1140

/PSAgovphxi

<http://rsso11.psa.gov.ph>

[rsso11@psa.gov.ph](mailto:rsso11@psa.gov.ph)  
[rsso11sodc@psa.gov.ph](mailto:rsso11sodc@psa.gov.ph)



BAGONG PILIPINAS





# ANNUAL AVERAGE FARMGATE PRICES OTHER CROPS DAVAO REGION:2023



BAGONG PILIPINAS

DATE PUBLISHED: 09 JULY 2025

REFERENCE NO.: INF-25RSSO11-072

ANNUAL AVERAGE  
PRICE

COMMODITY

GROWTH RATE  
(2022 - 2023)

ANNUAL AVERAGE  
PRICE

COMMODITY

GROWTH RATE  
(2022 - 2023)

PhP19.25  
per kilo



Pineapple, Hawaiian

19.2%



PhP6.99  
per kilo



Cassava for industrial use, fresh tubers

7.7%



PhP38.94  
per kilo



Ampalaya fruit [Bitter gourd]

-2.6%



PhP27.20  
per kilo




Eggplant, long, purple

-4.6%



PhP24.04  
per kilo



Cabbage

10.4%



PhP63.81  
per kilo



Mongo [Mungbean], green, labo

-0.4%



PhP21.38  
per kilo



Camote [Sweet potato]

9.0%



PhP51.24  
per kilo




Mongo [Mungbean], green, shiny

-8.9%



PhP28.06  
per kilo



Tomato

11.1%



PhP9.42  
per kilo



Cassava for food, fresh tubers

-1.5%



PhP67.72  
per kilo



Potato

38.6%



## What is farmgate price?

IT REFERS TO THE PRICE RECEIVED BY FARMERS FOR THEIR CROPS AT THE LOCATION OF FARM. THUS, THE MARKETING COSTS, SUCH AS THE TRANSPORT AND OTHER MARKETING COST (IF ANY) INCURRED IN SELLING THE PRODUCE ARE NOT INCLUDED IN THE FARM PRICES.

APPROVED FOR RELEASE:

*Randolph Anthony B. Gales*  
RANDOLPH ANTHONY B. GALES  
(Chief Statistical Specialist)  
Officer-In-Charge  
Regional Statistical Services Office 11  
MLCM/KAP/PCA

Page 2 of 2



REPUBLIC OF THE PHILIPPINES  
PHILIPPINE STATISTICS AUTHORITY  
REGIONAL STATISTICAL SERVICES OFFICE – DAVAO REGION

Ango Building, Cabaguio Avenue, Davao City



(082) 224-1140

/PSAgovphxi

<http://rsso11.psa.gov.ph>

[rsso11@psa.gov.ph](mailto:rsso11@psa.gov.ph)  
[rsso11sodc@psa.gov.ph](mailto:rsso11sodc@psa.gov.ph)



BAGONG PILIPINAS

