










ANNUAL AVERAGE PRICE	COMMODITY	GROWTH RATE (2022 - 2023)
<b>PhP34.44</b> per kilo	 Ginger Hawaiian	 <b>10.1%</b>
<b>PhP50.09</b> per kilo	 Onion Leaves	 <b>12.7%</b>
<b>PhP43.70</b> per kilo	 Onion Leeks	 <b>21.2%</b>
<b>PhP73.71</b> per kilo	 Pepper Bell, red and green	 <b>-5.8%</b>

## What is farmgate price? 📌

IT REFER TO THE PRICE RECEIVED BY FARMERS FOR THEIR CROPS AT THE LOCATION OF FARM. THUS, THE MARKETING COSTS, SUCH AS THE TRANSPORT AND OTHER MARKETING COST (IF ANY) INCURRED IN SELLING THE PRODUCE ARE NOT INCLUDED IN THE FARM PRICES.

SOURCE:2010-2023 Farm Prices Survey (FPS) and 2024-2025 Crops Production Survey (CrPS), Philippine Statistics Authority  
IMAGES: canva.com,

APPROVED FOR RELEASE:

  
**RANDOLPH ANTHONY B. GALES**  
(Chief Statistical Specialist)  
Officer-In-Charge  
Regional Statistical Services Office 11  
MLCM/KAT/PJCA