




















ANNUAL AVERAGE FARMGATE PRICES OTHER CROPS DAVAO REGION:2022

DATE PUBLISHED: 09 JULY 2025

REFERENCE NO.: INF-25RSSO11-071

ANNUAL AVERAGE PRICE	COMMODITY	GROWTH RATE (2021 - 2022)	ANNUAL AVERAGE PRICE	COMMODITY	GROWTH RATE (2021 - 2022)
PhP55.50 per kilo	 Abaca (dried raw fiber)	 -2.1%	PhP85.93 per kilo	 Cacao	 2.4%
PhP6.90 per kilo	 Coconut Mature	 -9.3%	PhP20.70 per kilo	 Banana Lakatan	 -2.5%
PhP6.42 per kilo	 Coconut Young	 -4.0%	PhP10.01 per kilo	 Banana Latundan	 -10.3%
PhP211.11 per kilo	 Coffee Arabica (green coffee beans)	 105.7%	PhP6.26 per kilo	 Banana Saba	 -19.0%
PhP79.52 per kilo	 Coffee Robusta (green coffee beans)	 11.0%	PhP24.78 per kilo	 Calamansi	 15.4%
PhP25.79 per kilo	 Rubber (coagulated cup lump)	 -2.7%	PhP46.12 per kilo	 Mango Carabao	 3.5%

What is farmgate price?

IT REFERS TO THE PRICE RECEIVED BY FARMERS FOR THEIR CROPS AT THE LOCATION OF FARM. THUS, THE MARKETING COSTS, SUCH AS THE TRANSPORT AND OTHER MARKETING COST (IF ANY) INCURRED IN SELLING THE PRODUCE ARE NOT INCLUDED IN THE FARM PRICES.

APPROVED FOR RELEASE:

Handwritten Signature
RANDOLPH ANTHONY B. GALES
(Chief Statistical Specialist)
Officer-In-Charge
Regional Statistical Services Office 11

MLCM/KAP/PCA

Page 1 of 2

SOURCE: 2019-2023 Farm Prices Survey (FPS), 2024 Crops Production Survey (CrPS), Philippine Statistics Authority
IMAGES: Canva.com

REPUBLIC OF THE PHILIPPINES
PHILIPPINE STATISTICS AUTHORITY
REGIONAL STATISTICAL SERVICES OFFICE – DAVAO REGION

Ango Building, Cabaguio Avenue, Davao City

(082) 224-1140
/PSAgovphxi
http://rsso11.psa.gov.ph
rsso11@psa.gov.ph
rsso11sodc@psa.gov.ph



ANNUAL AVERAGE FARMGATE PRICES OTHER CROPS DAVAO REGION:2022



BAGONG PILIPINAS

DATE PUBLISHED: 09 JULY 2025

REFERENCE NO.: INF-25RSSO11-071

ANNUAL AVERAGE
PRICE

COMMODITY

GROWTH RATE
(2021 - 2022)

ANNUAL AVERAGE
PRICE

COMMODITY

GROWTH RATE
(2021 - 2022)

PhP16.15
per kilo



Pineapple, Hawaiian

-8.4%

PhP6.49
per kilo



Cassava for industrial use, fresh tubers

-4.7%

PhP39.99
per kilo



Ampalaya fruit [Bitter gourd]

-1.7%


PhP28.50
per kilo



Eggplant, long, purple

10.3%

PhP21.77
per kilo



Cabbage

-1.8%

PhP64.09
per kilo



Mongo [Mungbean], green, labo

22.5%

PhP19.61
per kilo



Camote [Sweet potato]

18.6%

PhP56.26
per kilo



Mongo [Mungbean], green, shiny

-2.1%

PhP9.56
per kilo



Cassava for food, fresh tubers

4.3%

PhP48.85
per kilo



Potato

15.5%

What is farmgate price?

IT REFERS TO THE PRICE RECEIVED BY FARMERS FOR THEIR CROPS AT THE LOCATION OF FARM. THUS, THE MARKETING COSTS, SUCH AS THE TRANSPORT AND OTHER MARKETING COST (IF ANY) INCURRED IN SELLING THE PRODUCE ARE NOT INCLUDED IN THE FARM PRICES.

APPROVED FOR RELEASE:

Tally
RANDOLPH ANTHONY B. GALES
(Chief Statistical Specialist)
Officer-In-Charge
Regional Statistical Services Office 11
MLCM/RA/PICA

Page 2 of 2

REPUBLIC OF THE PHILIPPINES
PHILIPPINE STATISTICS AUTHORITY
REGIONAL STATISTICAL SERVICES OFFICE – DAVAO REGION

Ango Building, Cabaguio Avenue, Davao City

(082) 224-1140
/PSAgovphxi
http://rsso11.psa.gov.ph
rsso11@psa.gov.ph
rsso11sodc@psa.gov.ph

