



DAVAO OCCIDENTAL INFLATION RATE

For All Income Households

FEBRUARY 2025 (2018=100)



BAGONG PILIPINAS
Reference No. INF-1186-2025-010

Inflation Rate for All Income Households: Davao Occidental

7.0%
February 2024

-0.3%
February 2025

1.6%
January 2025

The provincial inflation decline further to negative 0.3 percent in February 2025 from 1.6 percent in January 2025.

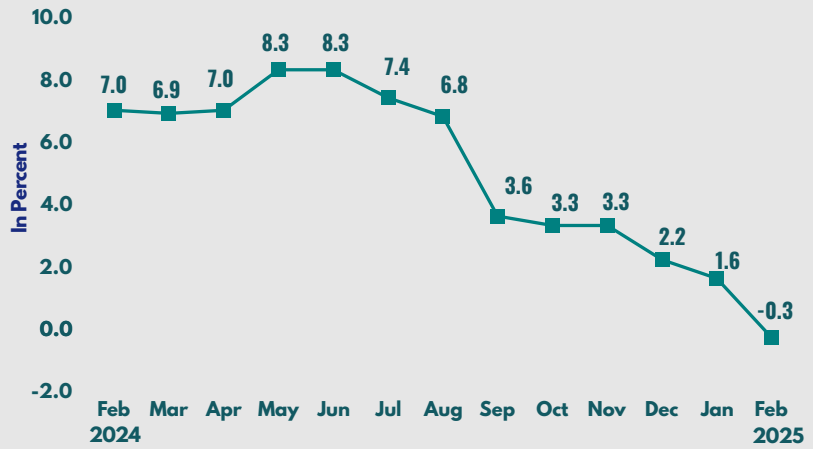
The Inflation Rate (IR) is the annual rate of change, or the year-on-year change of the CPI expressed in percent.

The Consumer Price Index (CPI) is an indicator of the change in the average retail prices of a fixed basket of goods and services commonly purchased by households relative to a base year.



CPI
127.3

Inflation Rates in Davao Occidental, All Items (2018=100)

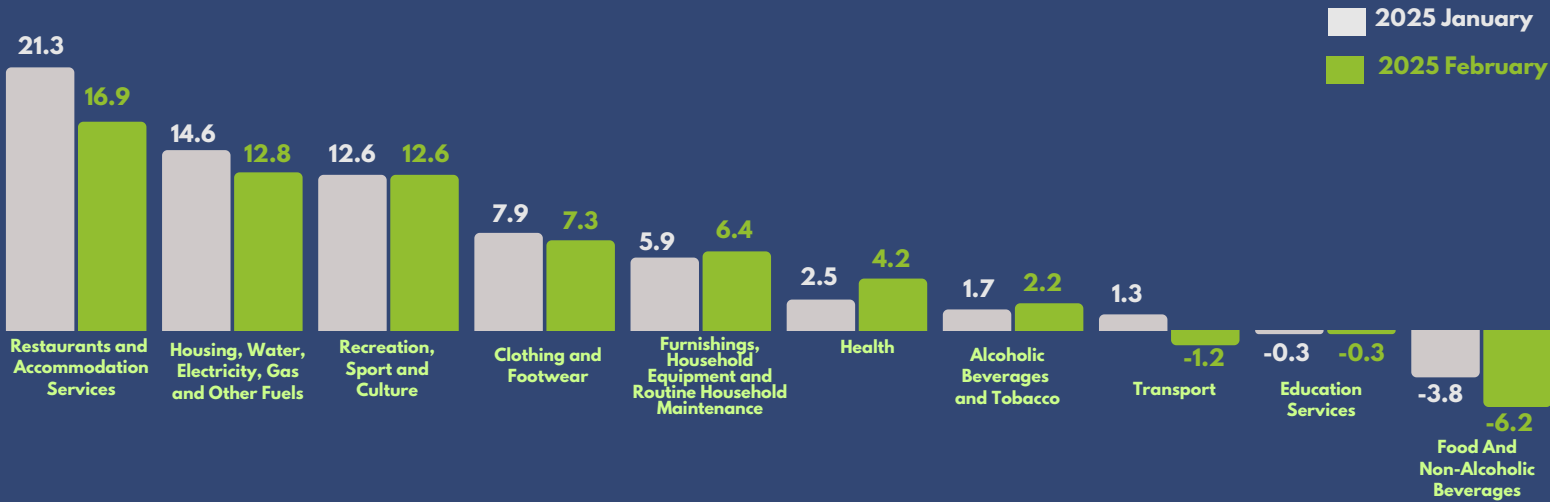


The Purchasing Power of Peso (PPP) shows how much the peso in the base period is worth in the current period.

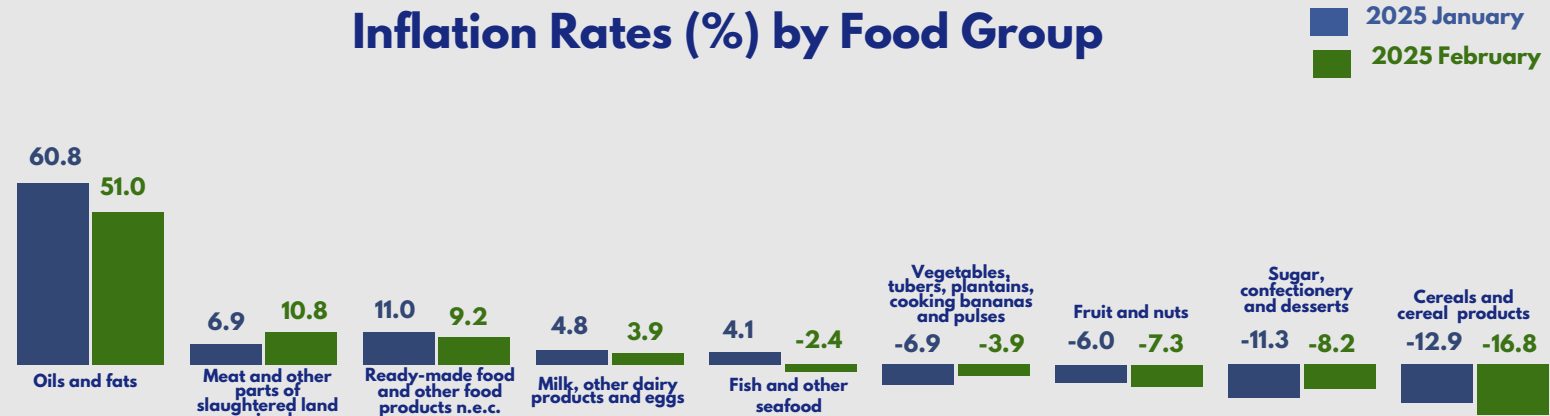


0.79
PPP

Inflation Rates (%) by Commodity Group



Inflation Rates (%) by Food Group



Approved for Release:

JESSIE A. MADULIN

Chief Statistical Specialist
PSA - Davao Occidental