

# DAVAO OCCIDENTAL INFLATION RATE For All Income Households JUNE 2025 (2018=100)

## Inflation Rate for All Income Households: Davao Occidental

**8.3%**  
June  
2024

**-3.5%**  
June  
2025

**-2.6%**  
May  
2025

The provincial inflation decline further to negative 3.5 percent in June 2025 from negative 2.6 percent in May 2025.

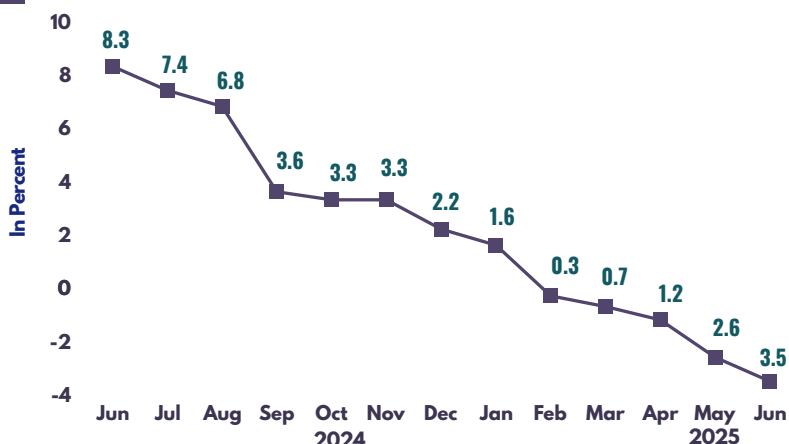
The Inflation Rate (IR) is the annual rate of change, or the year-on-year change of the CPI expressed in percent.

The Consumer Price Index (CPI) is an indicator of the change in the average retail prices of a fixed basket of goods and services commonly purchased by households relative to a base year.



**CPI**  
**124.3**

## Inflation Rates in Davao Occidental, All Items (2018=100)



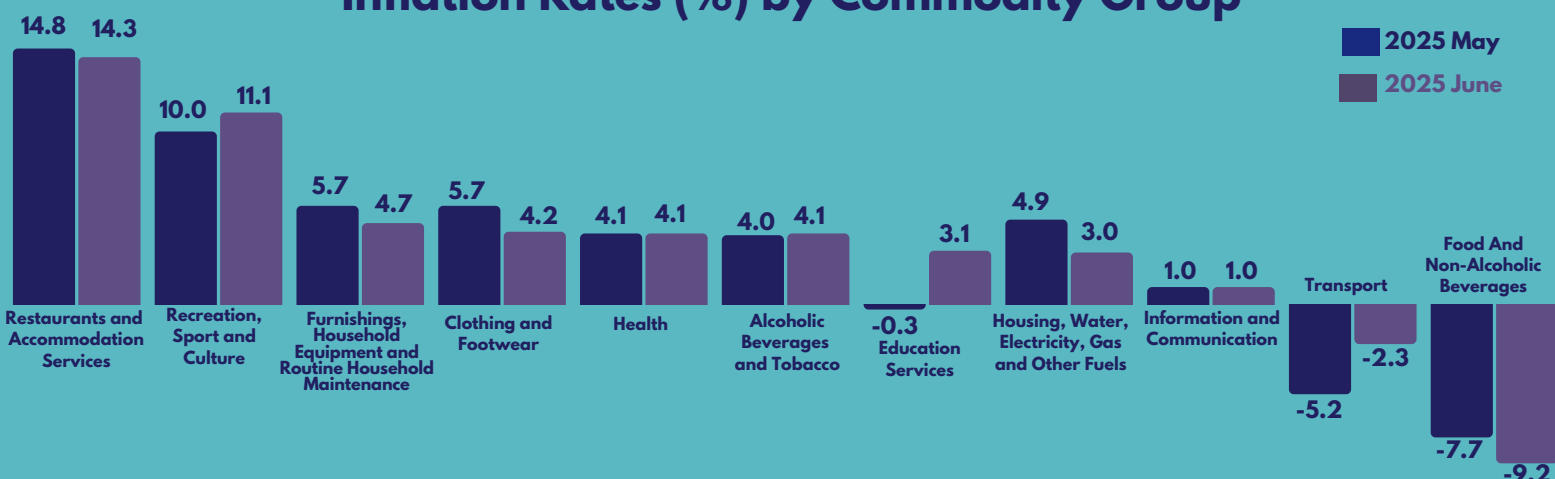
The Purchasing Power of Peso (PPP) shows how much the peso in the base period is worth in the current period.



**0.80**  
**PPP**

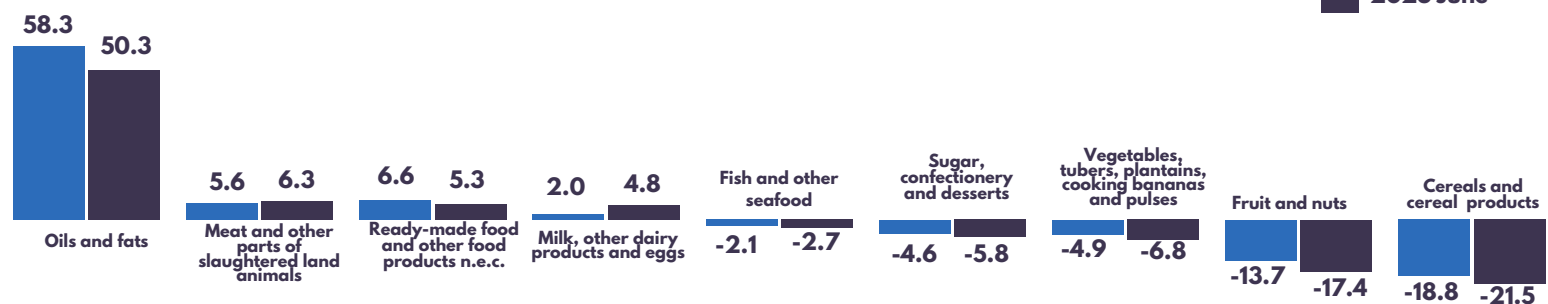
## Inflation Rates (%) by Commodity Group

■ 2025 May  
■ 2025 June



## Inflation Rates (%) by Food Group

■ 2025 May  
■ 2025 June



Approved for Release:

**JESSIE A. MADULIN**

Chief Statistical Specialist  
PSA - Davao Occidental