

DAVAO OCCIDENTAL INFLATION RATE For All Income Households APRIL 2025 (2018=100)

Inflation Rate for All Income Households: Davao Occidental

7.0%
April
2024

-1.2%
April
2025

-0.7%
March
2025

The provincial inflation decline further to negative 1.2 percent in April 2025 from negative 0.7 percent in March 2025.

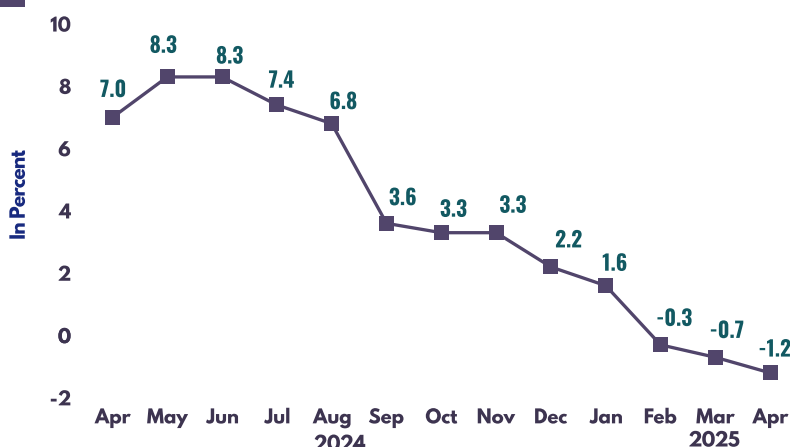
The Inflation Rate (IR) is the annual rate of change, or the year-on-year change of the CPI expressed in percent.

The Consumer Price Index (CPI) is an indicator of the change in the average retail prices of a fixed basket of goods and services commonly purchased by households relative to a base year.



CPI
126.3

Inflation Rates in Davao Occidental, All Items (2018=100)

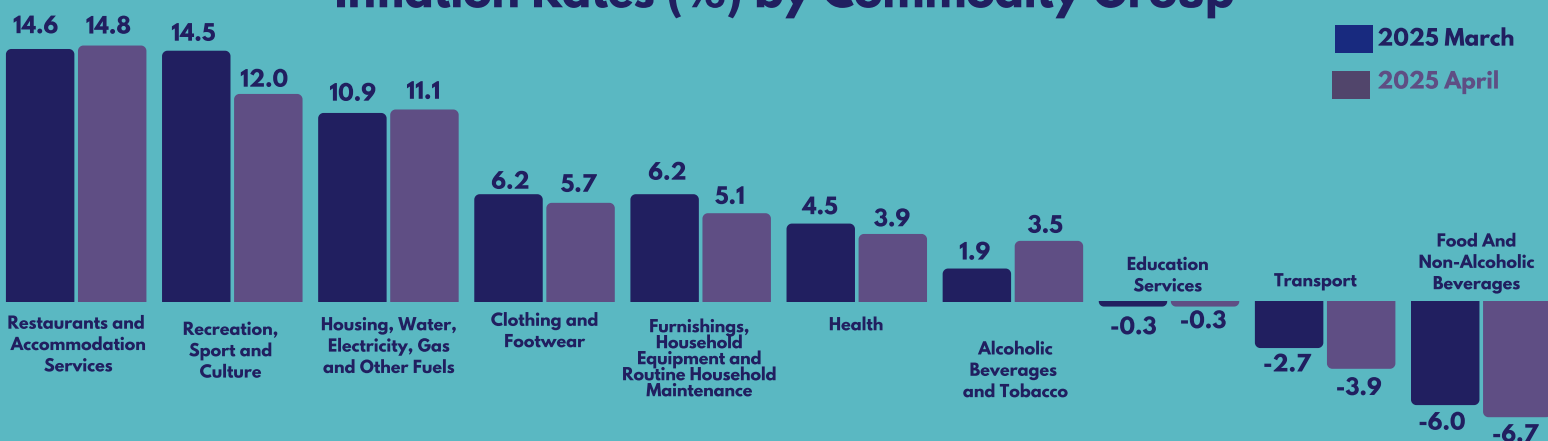


The Purchasing Power of Peso (PPP) shows how much the peso in the base period is worth in the current period.

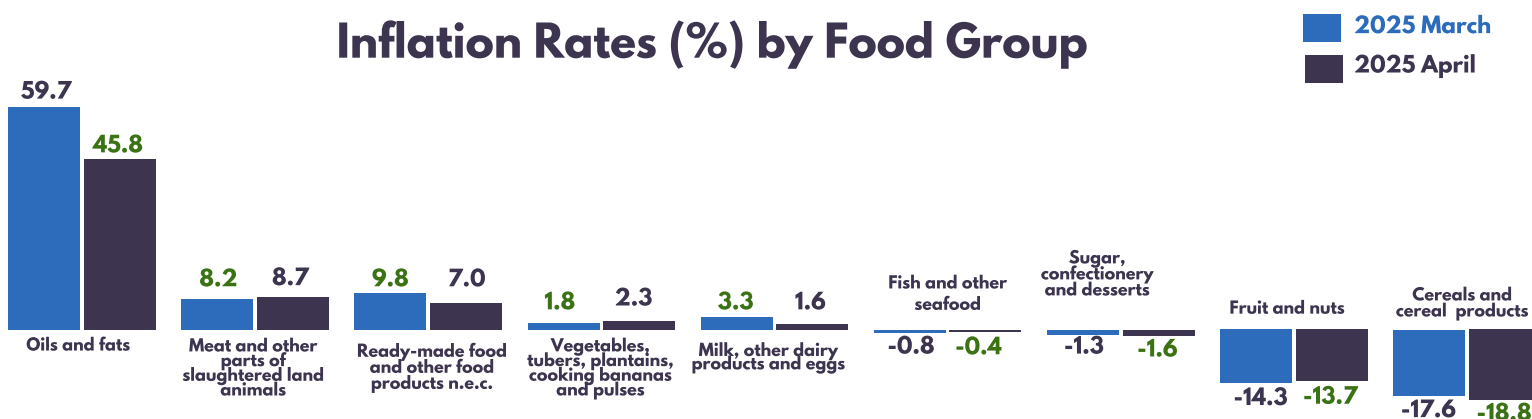


0.79
PPP

Inflation Rates (%) by Commodity Group



Inflation Rates (%) by Food Group



Approved for Release:

JESSIE A. MADULIN

Chief Statistical Specialist
PSA - Davao Occidental