

# DAVAO OCCIDENTAL INFLATION RATE

## For the Bottom 30% Income Households

### MARCH 2025 (2018=100)

Reference No. INF-1186-2025-114

#### Inflation Rate for the Bottom 30% Income Households: Davao Occidental

**7.7%**  
March  
2024

**-4.5%**  
March  
2025

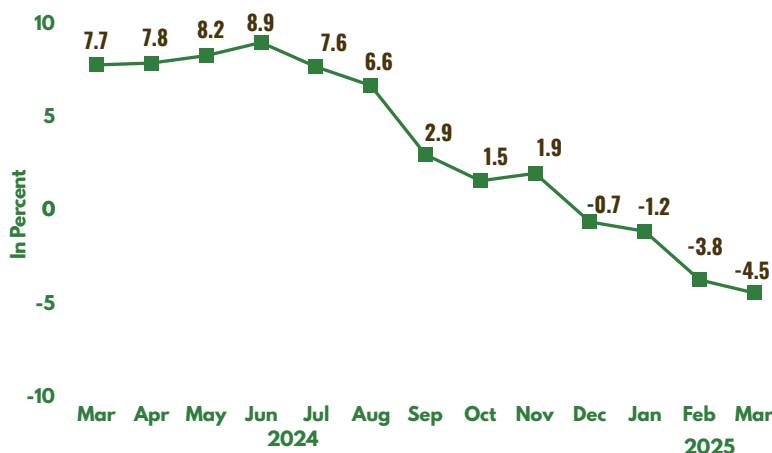
**-3.8%**  
February  
2025

The provincial inflation for the bottom 30% income households decline further to negative 4.5 percent in March 2025 from negative 3.8 percent in February 2025.

The Inflation Rate (IR) is the annual rate of change, or the year-on-year change of the CPI expressed in percent.

The Consumer Price Index (CPI) for the Bottom 30% Income Households measures changes in the average consumer prices of selected goods and services commonly purchased by the Bottom 30% Income Households.

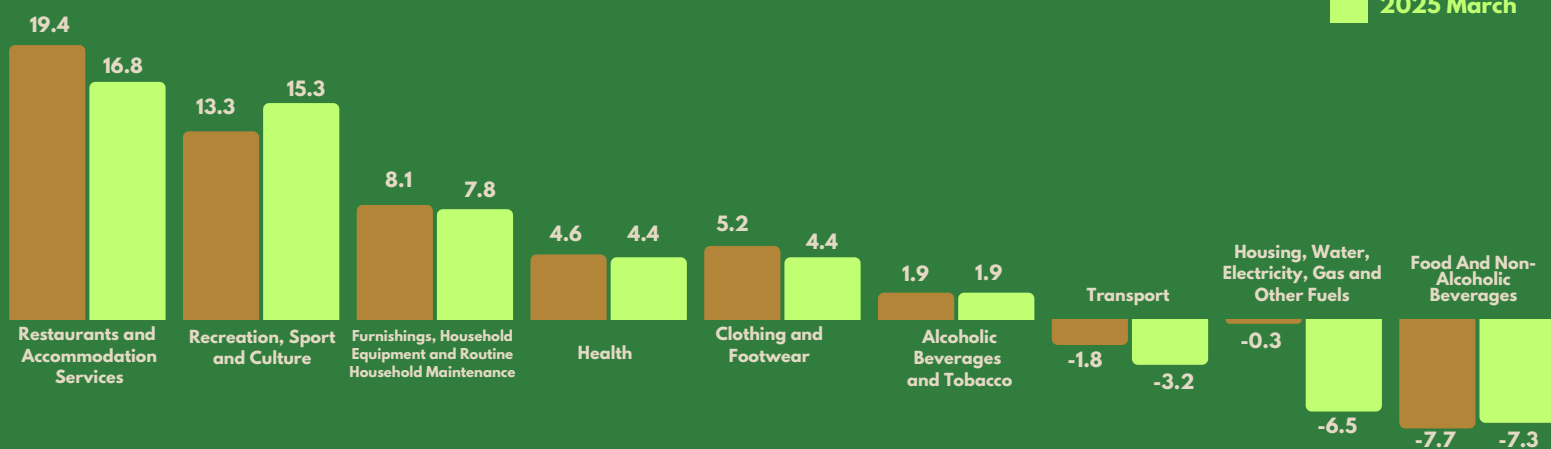
Inflation Rates for the Bottom 30% Income Households in Davao Occidental, All Items (2018=100)



**121.5 CPI**

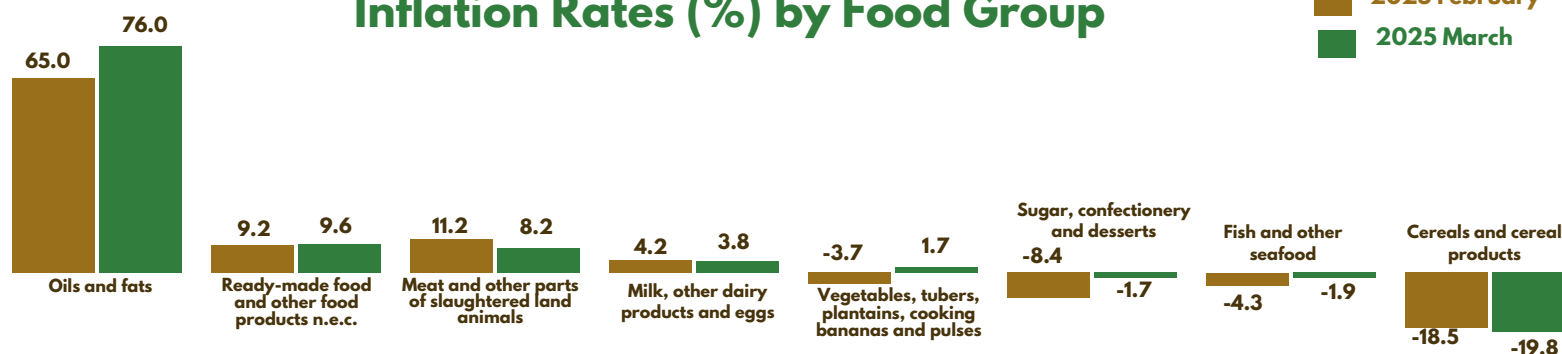
### Inflation Rates (%) by Commodity Group

2025 February  
2025 March



### Inflation Rates (%) by Food Group

2025 February  
2025 March



Approved for Release:

**JESSIE A. MADULIN**

Chief Statistical Specialist  
PSA - Davao Occidental

