

DAVAO OCCIDENTAL INFLATION RATE

For the Bottom 30% Income Households

JANUARY 2025 (2018=100)

Reference No. INF-1186-2025-007

Inflation Rate for the Bottom 30% Income Households: Davao Occidental

5.4%
January 2024

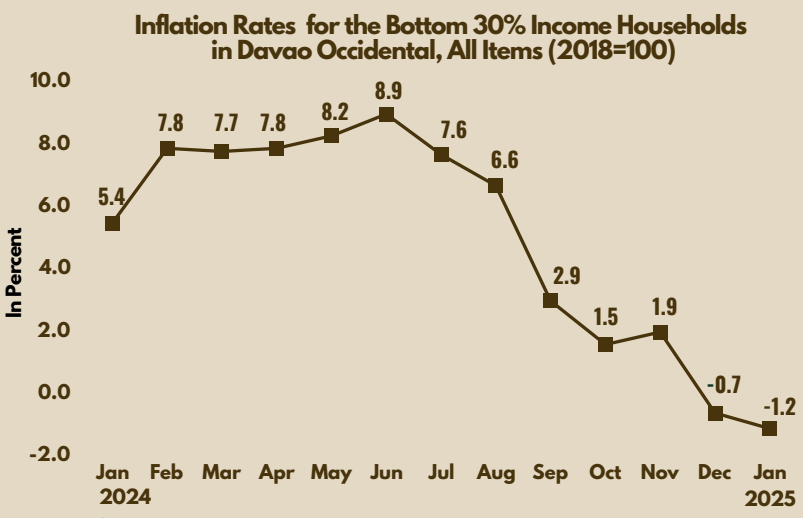
-1.2%
January 2025

-0.7%
December 2024

The provincial inflation for the bottom 30% income households decline further to negative 1.2 percent in January 2025 from negative 0.7 percent in December 2024

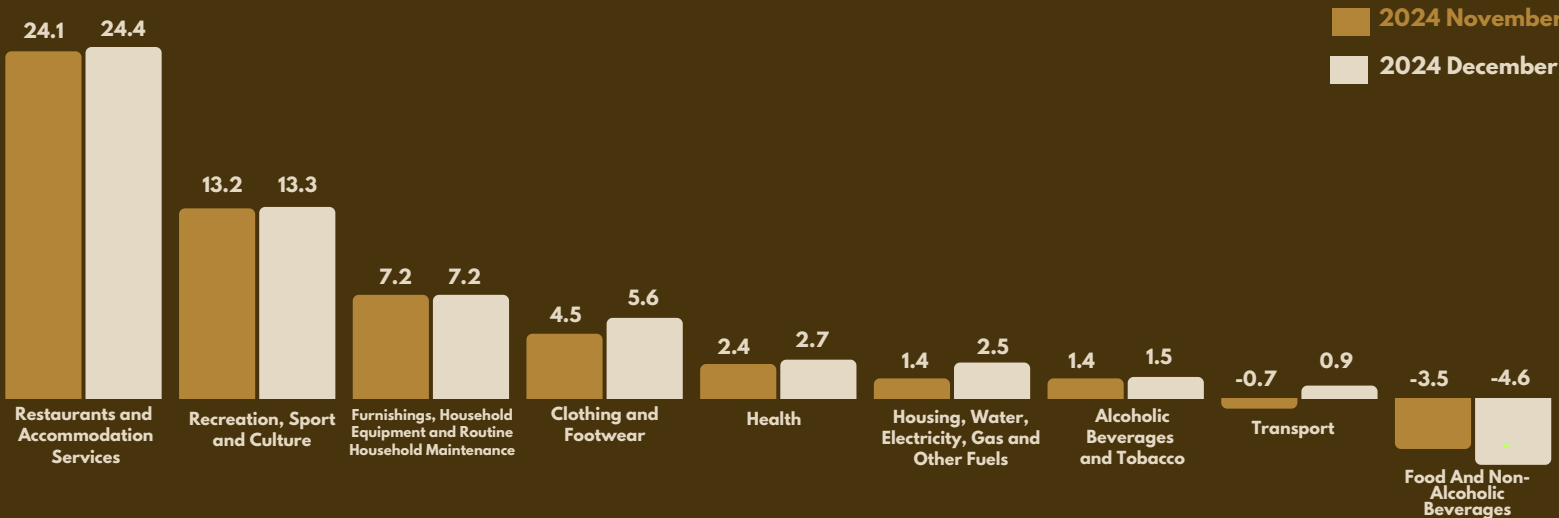
The Inflation Rate (IR) is the annual rate of change, or the year-on-year change of the CPI expressed in percent.

The Consumer Price Index (CPI) for the Bottom 30% Income Households measures changes in the average consumer prices of selected goods and services commonly purchased by the Bottom 30% Income Households.




123.6 CPI

Inflation Rates (%) by Commodity Group



Inflation Rates (%) by Food Group



Approved for Release:

JESSIE A. MADULIN

Chief Statistical Specialist
PSA - Davao Occidental