



# DAVAO DEL SUR INFLATION RATE



CONSUMER PRICE INDEX AND PURCHASING POWER OF PESO  
For All Income Households  
2018 = 100

## HEADLINE INFLATION RATE

**JANUARY 2025 3.0%**

DECEMBER 2024: 3.4%  
JANUARY 2024: 4.8%

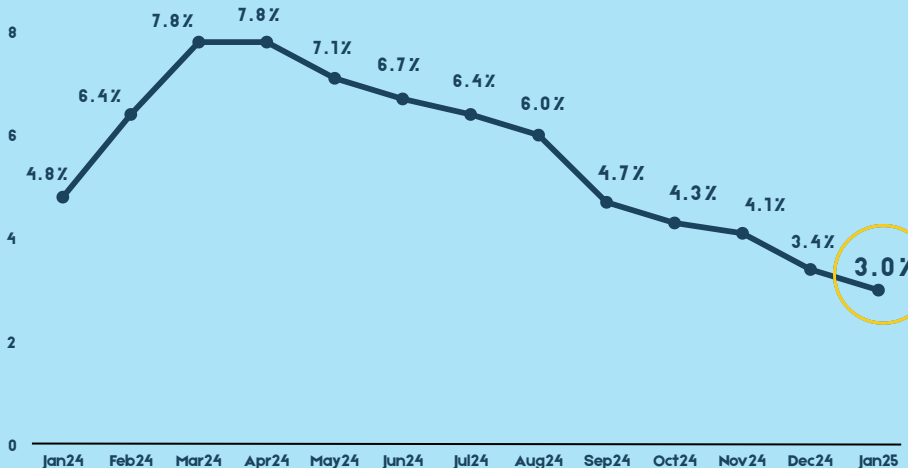
## CONSUMER PRICE INDEX (CPI) (ALL ITEMS)

JANUARY 2025 131.8  
JANUARY 2024 127.9

## PURCHASING POWER OF PESO

JANUARY 2025 0.76  
JANUARY 2024 0.78

## YEAR-ON-YEAR CHANGES OF THE CONSUMER PRICE INDEX IN PERCENT, JANUARY 2024-JANUARY 2025



## YEAR-ON-YEAR INFLATION BY MAJOR COMMODITY GROUP



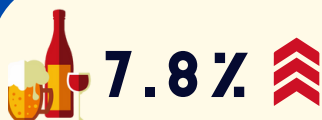
**1.6%**   
Food & Non-Alcoholic Beverages

**Food: 1.5%**



**Rice: -8.5%**

**Corn: -10.2%**



**7.8%**   
Alcoholic Beverages and Tobacco



**3.8%**   
Clothing and Footwear



**5.3%**   
Housing, Water, Electricity, Gas and Other Fuels



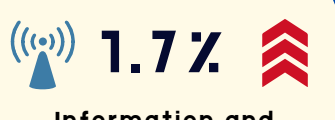
**6.6%**   
Furnishings, Household Equipment and Routine Household Maintenance



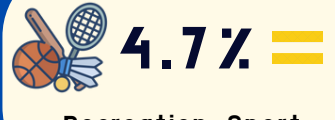
**3.9%**   
Health



**-1.1%**   
Transport



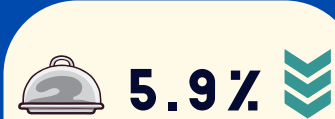
**1.7%**   
Information and Communication



**4.7%**   
Recreation, Sport and Culture



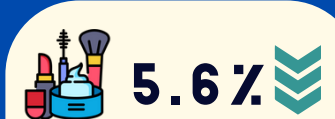
**4.9%**   
Education Services



**5.9%**   
Restaurants and Accommodation Services



**0.0%**   
Financial Services



**5.6%**   
Personal Care, and Miscellaneous Goods and Services

### INFLATION RATE

The inflation rate is the annual rate of change or the year-on-year change of the CPI expressed in percent. Inflation is interpreted in terms of declining purchasing power of money.

### CONSUMER PRICE INDEX

The CPI is an indicator of the change in the average retail prices of a fixed basket of goods and services commonly purchased by households relative to a base year.

### PURCHASING POWER OF PESO

The purchasing power of the peso shows how much the peso in the base period is worth in the current period. It is computed as the reciprocal of the CPI for the period under review multiplied by 100.

### APPROVED FOR RELEASE:

*Adeline G. Batucan*  
ADELINE G. BATUCAN  
(SUPERVISING STATISTICAL SPECIALIST)  
OFFICER-IN-CHARGE

