

DAVAO DEL NORTE INFLATION RATE 2024 (2018=100)

2.8
PERCENT

● Inflation rate is the annual rate of change or the year-on-year change in the Consumer Price Index (CPI) expressed in percent.

Davao del Norte's annual average inflation in 2024 is 2.8 percent.

121.5

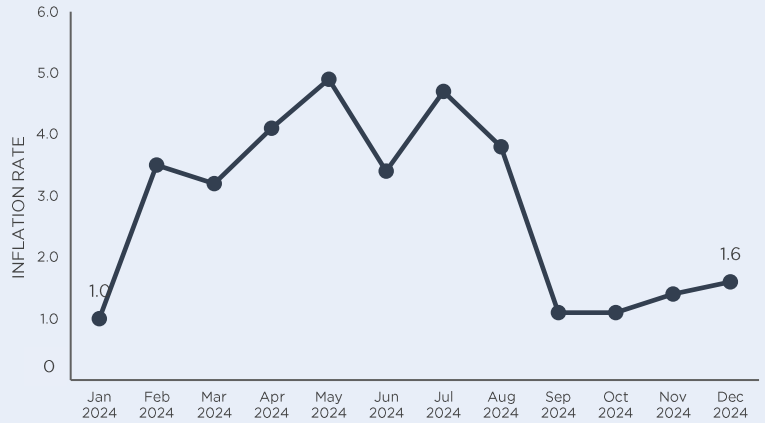
● CPI is an indicator of the change in the average retail prices of a fixed basket of goods and services commonly purchased by households relative to a base year.

In 2024, the annual average CPI for All Income Households in Davao del Norte was 121.5.

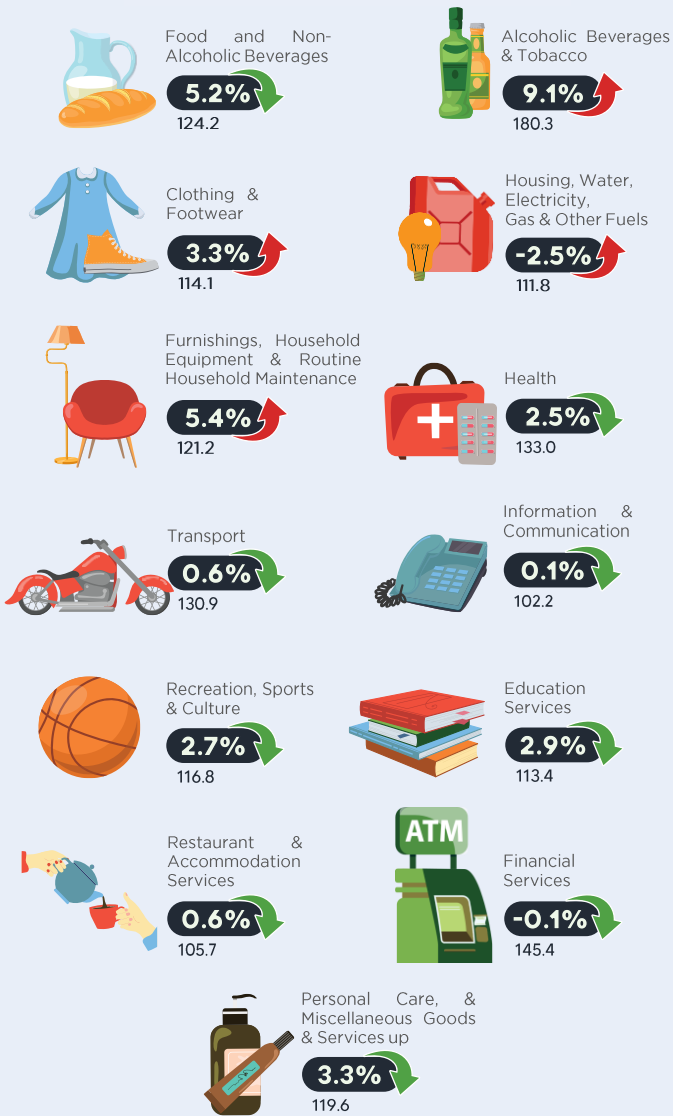
82
CENTAVOS

● Purchasing Power of Peso (PPP) is a measure of the real value of peso in a given period relative to a chosen reference period. One peso in 2018 is worth 82 centavos in 2024.

Monthly Inflation Rate in Davao del Norte:
January – December 2024 (2018=100)

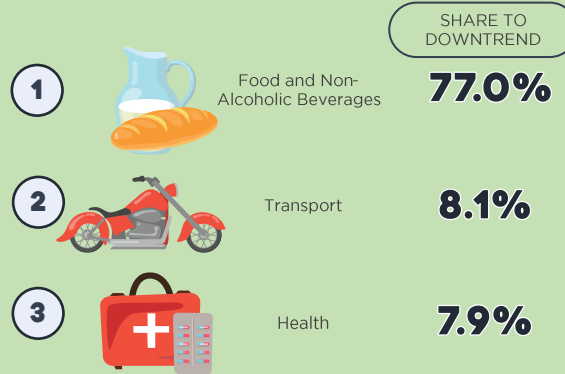


Year-on-Year INFLATION RATE and CPI by Commodity Group



Main Sources of Deceleration

Commodity Groups with the Highest Share to the Downtrend in the Annual Average Headline Inflation



Main Sources of Deceleration of Food Inflation

Food Groups with the Highest Share to the Downtrend in the Annual Average Food Inflation

