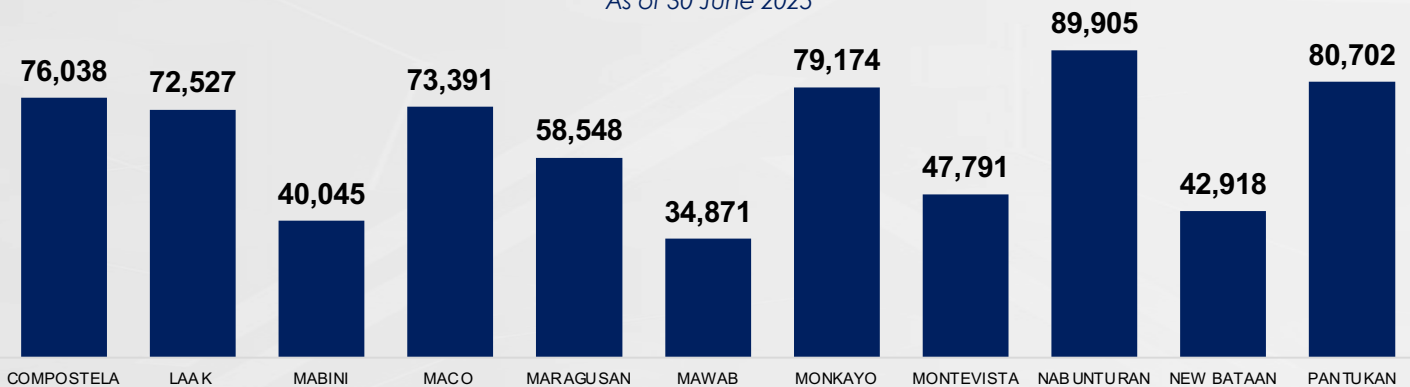


As of 30 June 2025, Davao de Oro has successfully registered a total number of **695,910 individuals** or **90.7 percent** of the 767,547 total population in Davao de Oro based on the 2020 Census of Population and Housing (2020 CPH).

DAVAO DE ORO

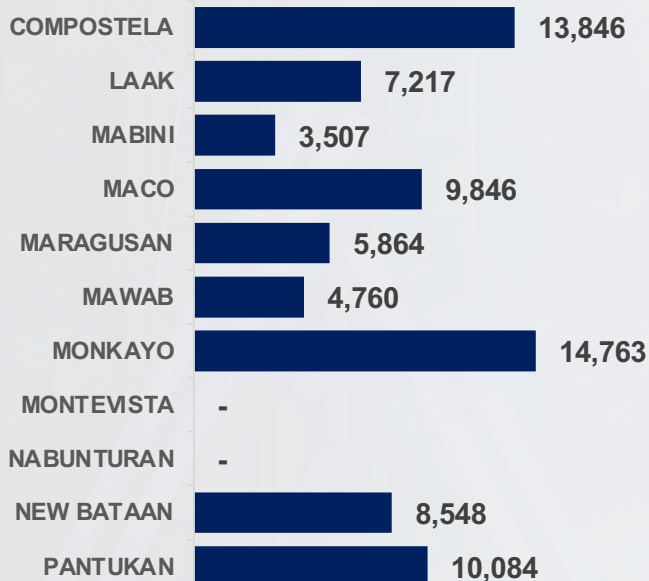
90.7% of the total population in Davao de Oro are National ID-registered.

Figure 1. Number of Registered Individuals per Municipality: Davao de Oro
As of 30 June 2025



The Municipality of **Nabunturan** recorded the highest number of registrants at **89,905** individuals while the Municipality of **Mawab** posted the lowest count of registered individuals at **34,871**.

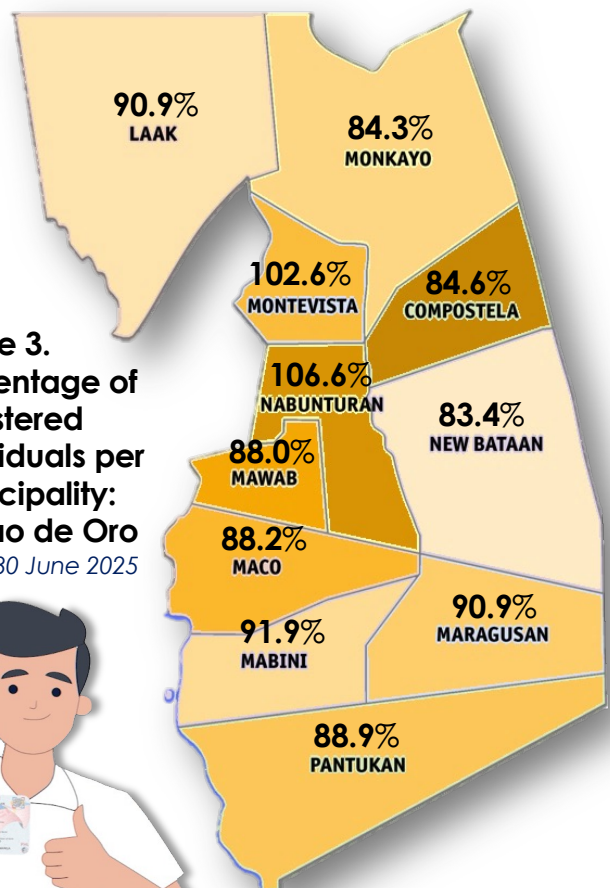
Figure 2. Estimated Number of Unregistered Individuals per Municipality: Davao de Oro
As of 30 June 2025



Note: For Nabunturan and Monte Vista, unregistered count is not captured based on the 2020 CPH but on actual operations, there are still individuals for registration to National ID.

The Municipalities of **Monkayo**, **Compostela**, and **Pantukan** posted the highest number of unregistered individuals to the NID registration.

Figure 3. Percentage of Registered Individuals per Municipality: Davao de Oro
As of 30 June 2025



Source: Based on PSA Daily Monitoring of National ID Step 2 Registration