


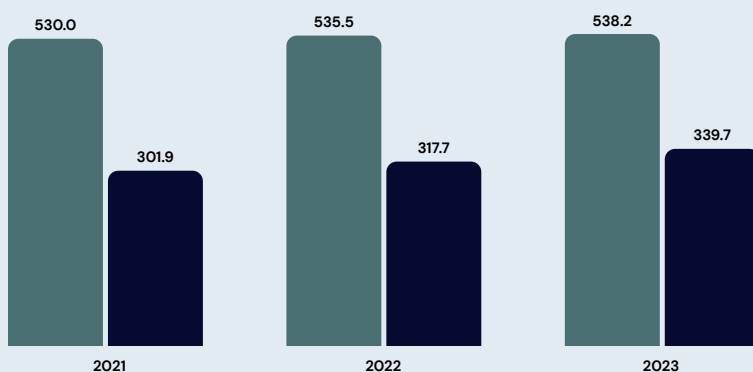
OVER 60 PERCENT OF THE POPULATION AGED 15 YEARS AND OVER WERE PART OF THE LABOR FORCE

DAVAO DE ORO'S LABOR FORCE PARTICIPATION RATE CLIMBED TO



Labor Force Participation in Davao de Oro: 2021^f, 2022^f, and 2023^p

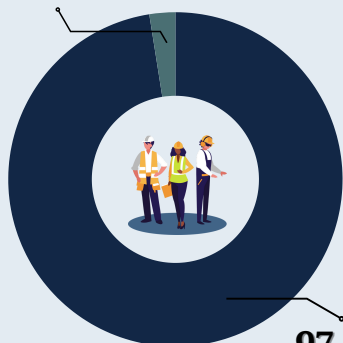
● Total Population 15 yrs old and over (in '000) ● Total Persons in the Labor Force (in '000)



^f-estimates are final.
^p-estimates are preliminary and may change.

Employment and Unemployment Rate

2.5%
Unemployed



97.5%
Employed

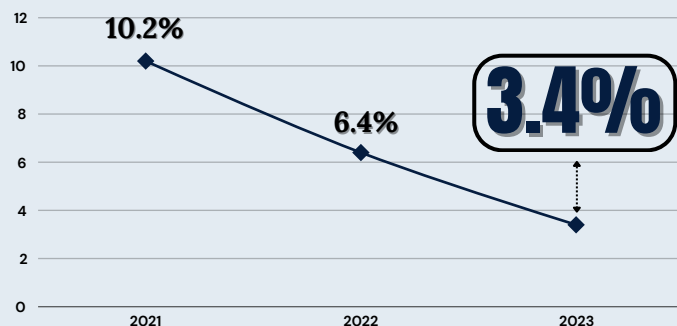


331,126

individuals in Davao de Oro were employed in 2023.

Underemployment Rate

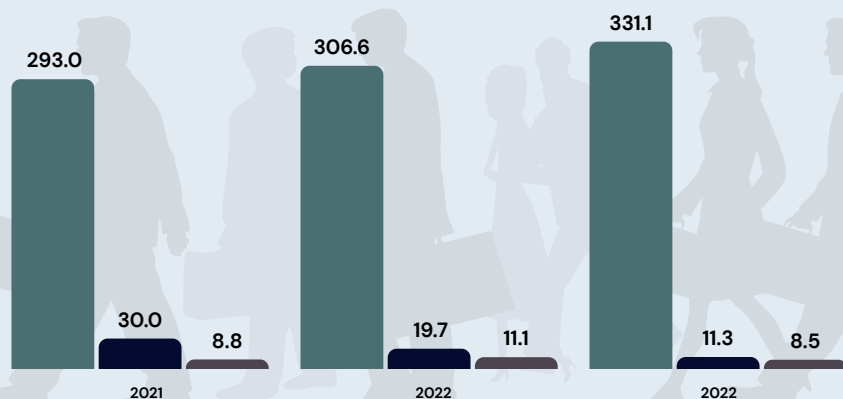
DAVAO DE ORO'S UNDEREMPLOYMENT RATE SLOWS DOWN TO 3.4 PERCENT



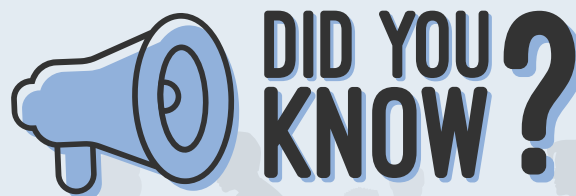
Underemployed persons are employed persons who expressed their desire to have additional hours of work in their present job, or to have additional job, or to have a new job with longer hours of work.

Labor Force Indicators in Davao de Oro: 2021^f, 2022^f, and 2023^p

● Employed ('000) ● Underemployed ('000) ● Unemployed ('000)



^f-estimates are final.
^p-estimates are preliminary and may change.



The total population aged 15 years and over in Davao de Oro reached **538,249** in 2023, with **339,667** individuals participating in the labor force. Employment grew by **8.0%** compared to 2022.

Source: Philippine Statistics Authority, 2021, 2022 and 2023, Labor Force Surveys (Preliminary Results)