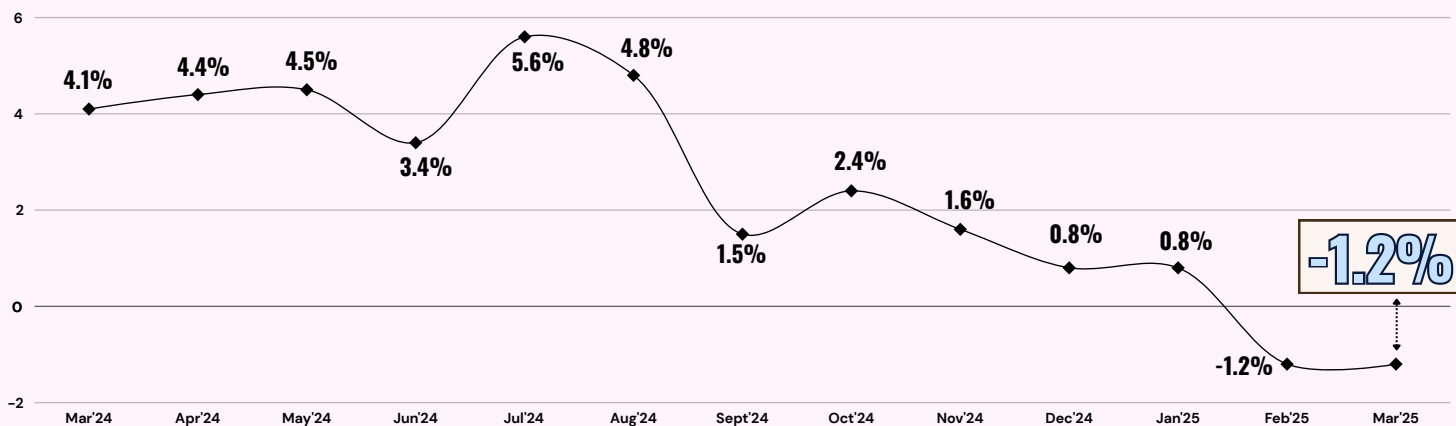


HEADLINE INFLATION RATE

- is the annual rate of exchange of the CPI expressed in percent.

Headline inflation of prices in Davao de Oro retained at -1.2 percent in March 2025 from February 2025.



CONSUMER PRICE INDEX

- is a measure of the changes in the average price level of goods and services that most people buy for their day-to-day consumption. It measures the composite change in the consumer prices of various commodities overtime.

129.7

CPI All Items
2018=100

This implies that the cost of a basket of goods and services commonly purchased by a typical Filipino household worth Php100.0 in 2018 in Davao de Oro is worth Php 129.7 in March 2025.




Source: Philippine Statistics Authority, Survey on Retail Prices of Commodities

PURCHASING POWER OF PESO

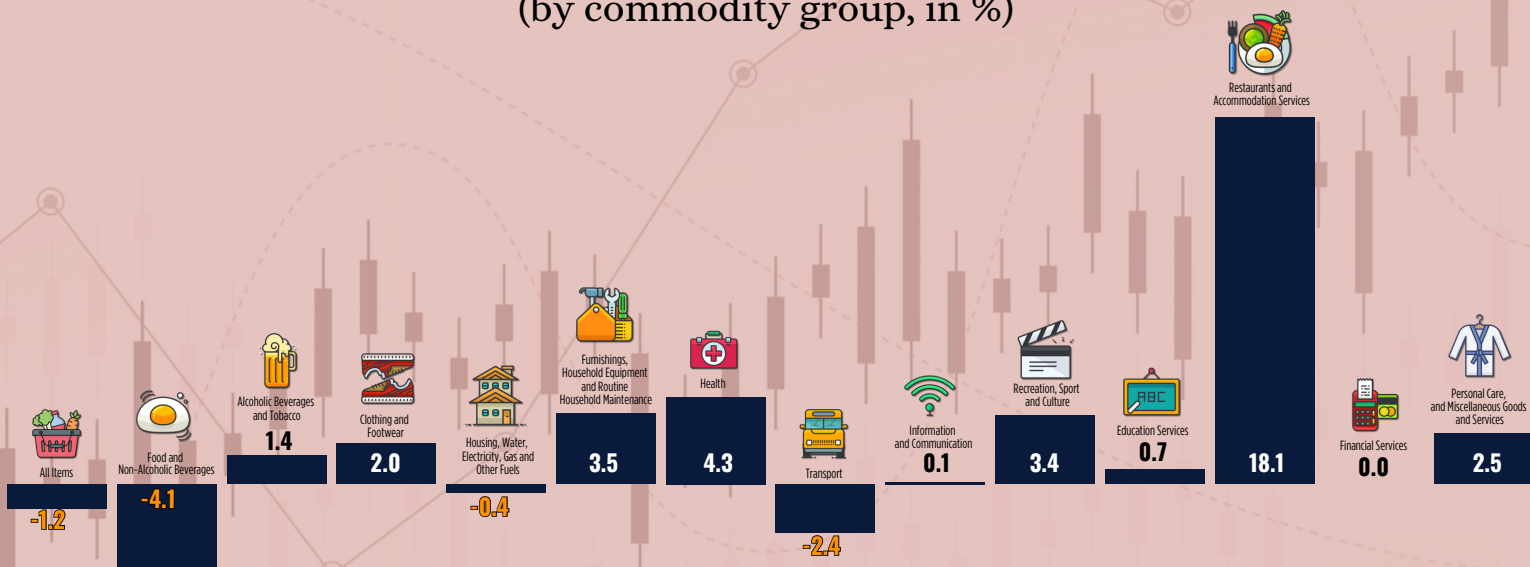
- shows how much peso in the base period is worth in the current period. It is computed as the reciprocal of the CPI for the period under review multiplied by 100.

0.77

This means that a peso in 2018 is worth 0.77 centavos only in March 2025.



HEADLINE INFLATION RATES (by commodity group, in %)



IconGraphics: www.flaticon.com/authors/RoundiconsPremium