

SPECIAL RELEASE

CHICKEN SITUATION IN DAVAO DE ORO January-December 2022

Date of Release: June 1, 2023

Reference No.: SR-231182-017

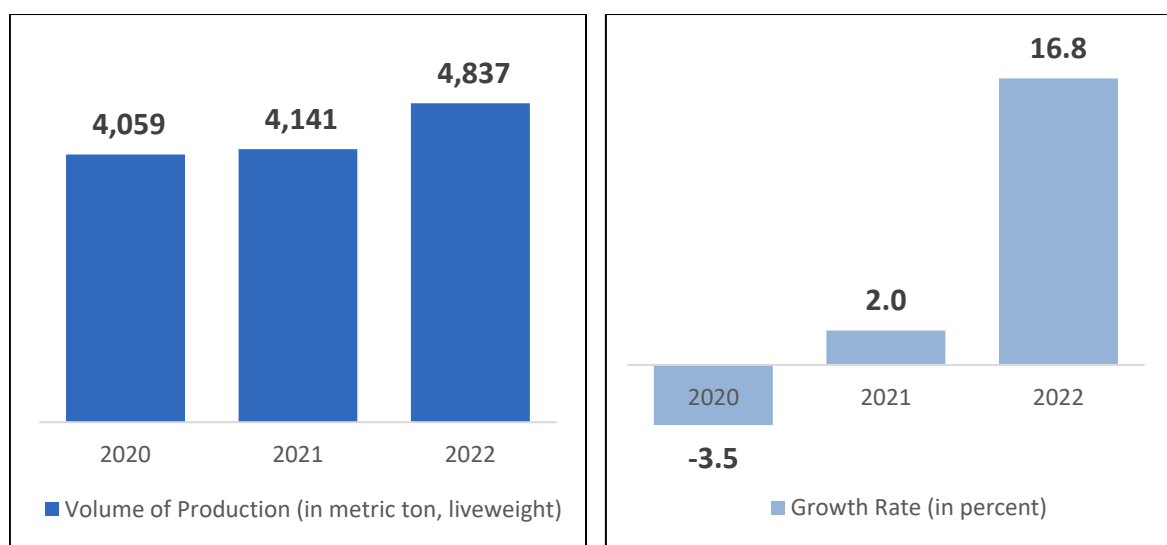
Chicken production soars by 16.8 percent

A. Chicken

1. Volume of Production

In 2022, the total chicken production in Davao de Oro was estimated at 4,837 metric tons, liveweight. This indicates an annual growth rate of 16.8 percent from the previous year's output of 4,141 metric tons. This further expanded the annual growth rate of chicken production from its 2.0 percent increase in 2021 and a recovery from its -3.5 percent drop in 2020. (Figure 1 and Table 1)

Figure 1. Volume and Annual Growth Rate of Chicken Production, Davao de Oro, January to December 2020-2022



Source: Philippine Statistics Authority, Backyard Livestock and Poultry Survey (BLPS) and Commercial Livestock and Poultry Survey (CLPS)



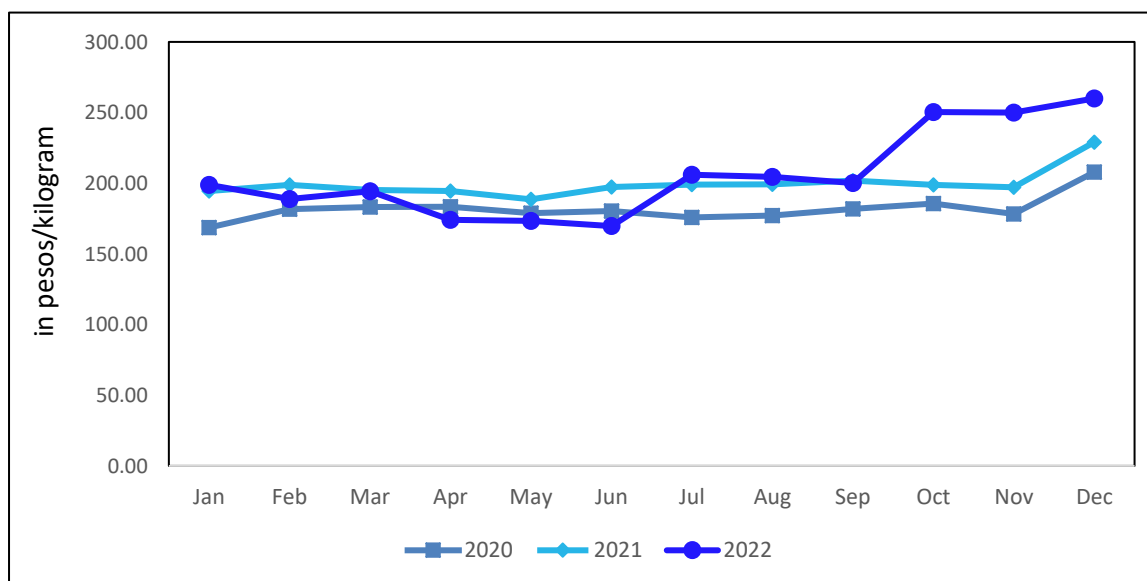
From 2020-2022, the recorded levels of production showed an average annual growth rate of 5.1 percent. (Figure 1)

2. Prices

a. Farmgate Price

The average farmgate price of native chicken in 2022 was registered at Php 205.86 per kilogram, liveweight. It posted an increase of 3.2 percent from the previous year's average farmgate price of Php 199.53 per kilogram. Similarly, the average farmgate price in 2021 compared to 2020 at Php 181.88 per kilogram also increased by 9.7 percent. (Figure 2 and Table 2)

**Figure 2. Monthly Average Farmgate Prices of Native Chicken
Davao de Oro: January to December 2020-2022**



Source: Philippine Statistics Authority, BLPS and CLPS

In December 2022, average farmgate price of native chicken reached its highest mark at Php 260.00 per kilogram, liveweight, while the lowest was quoted in June at Php 169.69 per kilogram. (Figure 2 and Table 2)

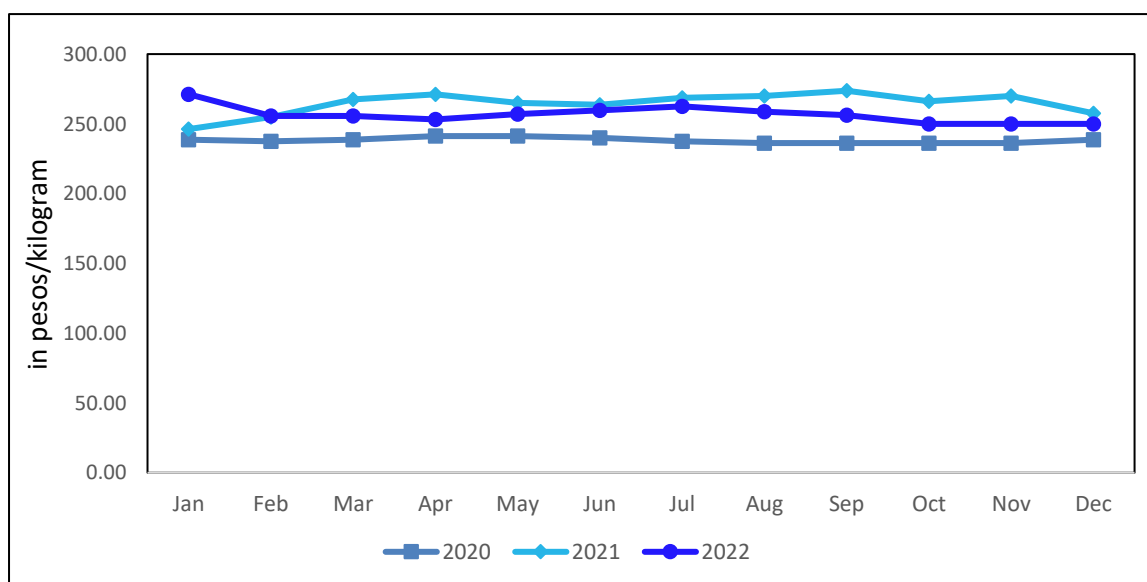
From 2020-2022, the highest average farmgate price of native chicken was reported in December 2022, while the lowest was priced in January 2020 at Php 168.64 per kilogram, liveweight. (Figure 2 and Table 2)

b. Retail Price

The average retail price of native chicken, liveweight in 2022 amounting to Php 256.69 per kilogram, was -3.0 percent or Php 7.89 lower compared with the average retail price of Php 264.58 per kilogram in 2021. Similarly, the average retail price in 2021 increased by 11.1 percent compared to 2020 of Php 238.23 per kilogram. (Figure 3 and Table 3)

In 2022, the highest average retail price was in July at Php 262.50 per kilogram while the lowest at Php 250.00 per kilogram was monitored throughout the months of October to December. (Figure 3 and Table 3)

**Figure 3. Monthly Average Retail Prices of Native Chicken
Davao de Oro: January to December 2020-2022**



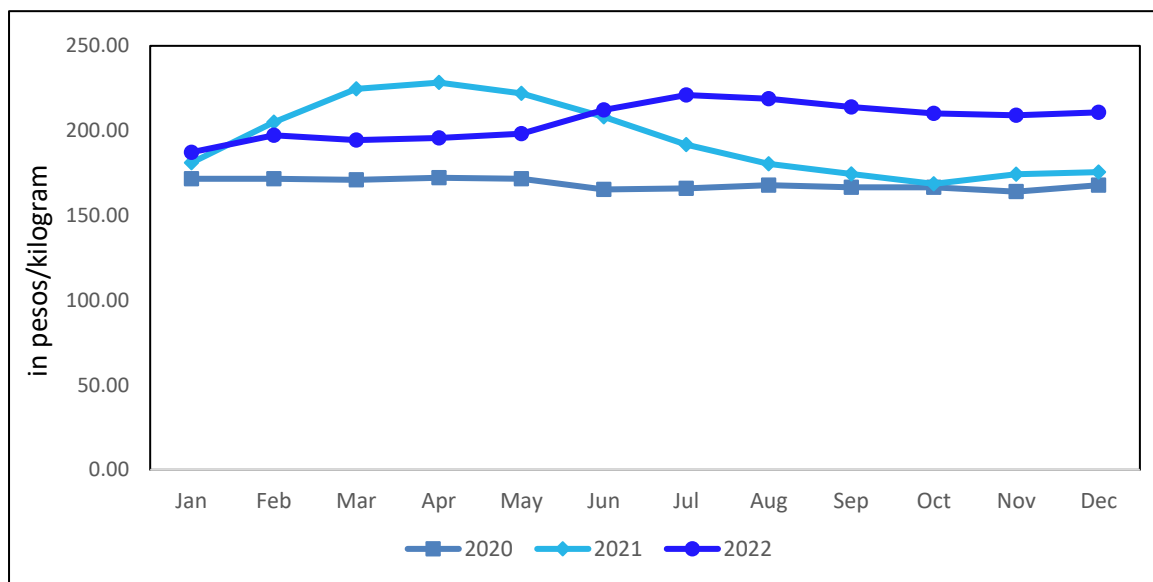
Source: Philippine Statistics Authority, BLPS and CLPS

From 2020-2022, the highest average farmgate price was recorded in September 2021 at Php 273.75 per kilogram while the lowest was quoted throughout the months of August to November 2020 at a stable price of Php 236.25 per kilogram. (Figure 3 and Table 3)

In terms of broiler chicken, the average retail price of fresh chicken breast in 2022 amounting to Php 205.73 per kilogram was higher by 5.8 percent or an equivalent of Php 11.21 compared to the average retail price in 2021 of Php 194.52 per kilogram. (Figure 4 and Table 4)

There was also an increasing trend from 2020 to 2021, 15.5 percent compared to Php 168.48 per kilogram in 2020. (Figure 4 and Table 4)

**Figure 4. Monthly Average Retail Prices of Broiler, Fresh Chicken Breast
Davao de Oro: January to December 2020-2022**



Source: Philippine Statistics Authority, BLPS and CLPS

In 2022, the highest average retail price was noted in July at Php 221.00 per kilogram while in January it was quoted the lowest at Php 187.25 per kilogram. (Figure 4 and Table 4)

From 2020-2022, the highest average farmgate price was observed in April 2021 at Php 228.34 per kilogram while the lowest was quoted in November 2020 at Php 164.01 per kilogram. (Figure 4 and Table 4)

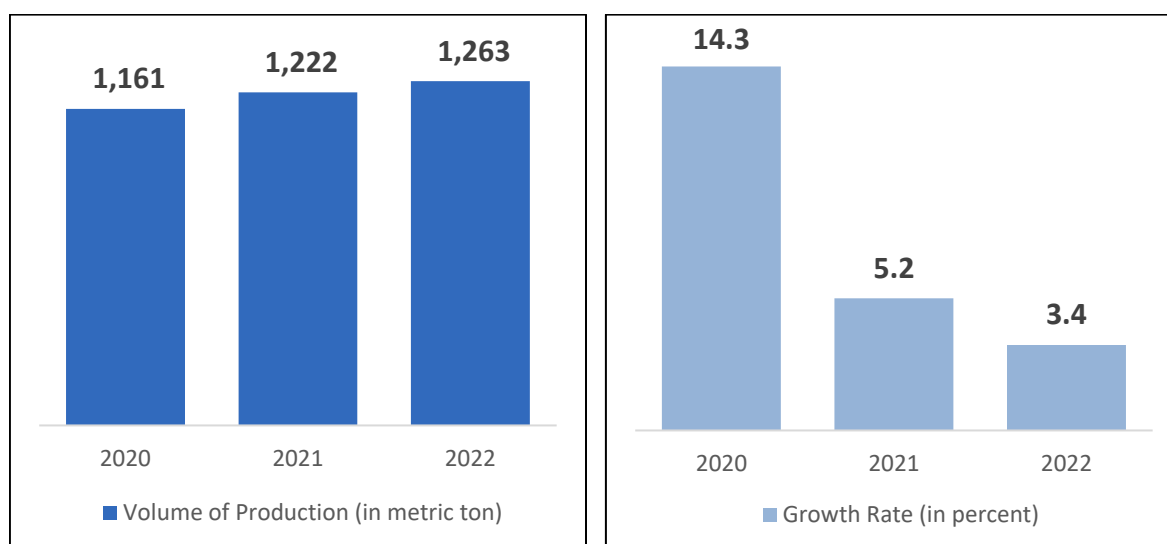
Chicken egg production grows by 3.4 percent

B. Chicken Egg

1. Volume of Production

The January-December 2022 total chicken egg production in Davao de Oro was estimated at 1,263 metric tons. This represents an increase of 3.4 percent or an equivalent of 41 metric tons from the previous year's level of 1,222 metric tons. From 2020-2022, the recorded levels of production showed an average annual growth rate of 7.6 percent. (Figure 5 and Table 1)

Figure 5. Volume and Annual Growth Rate of Chicken Egg Production, Davao de Oro January to December 2020-2022

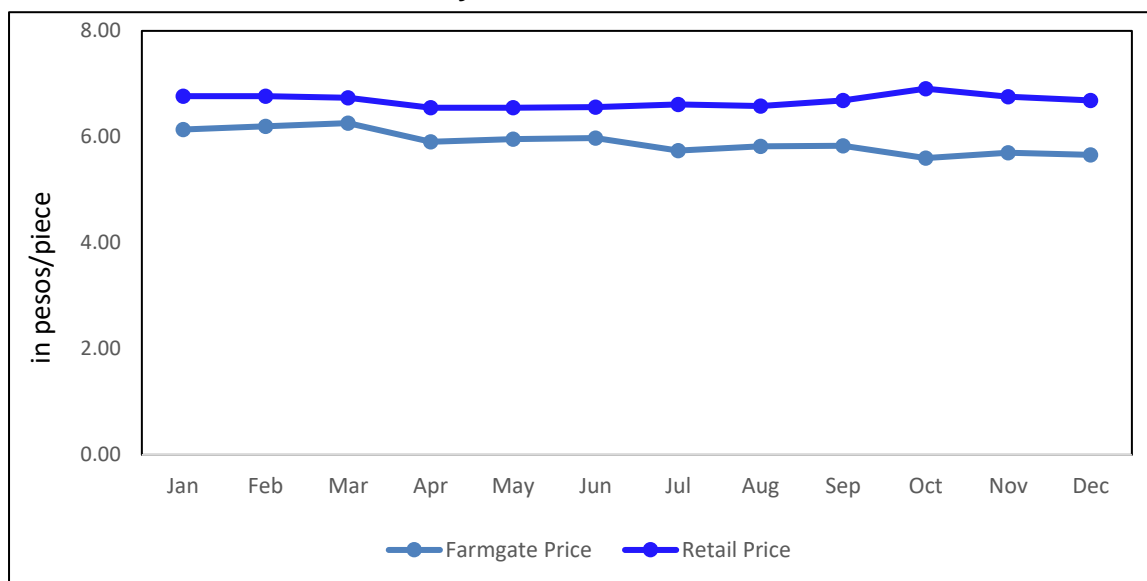


Source: Philippine Statistics Authority, BLPS and CLPS

2. Farmgate and Retail Prices

In Davao de Oro, the average farmgate price of chicken egg for the year 2022 was registered at Php 5.90 per piece. In March 2022, the average farmgate price peaked at Php 6.26 per piece while in October, it shrunk at Php 5.66 per piece. (Figure 6 and Table 5)

**Figure 6. Monthly Average Prices of Chicken Egg, Davao de Oro
January to December 2020-2022**



Source: Philippine Statistics Authority, BLPS and CLPS

Meanwhile, the average retail price of chicken egg was recorded at Php 6.68 per piece in 2022. The highest average retail price at Php 6.91 per piece was quoted in October while the lowest was observed throughout the months of April and May at a stable price of Php 6.55 per piece. (Figure 6 and Table 5)

STATISTICAL TABLES

**Table 1. Volume and Annual Growth Rate of Chicken and Chicken Egg Production
Davao de Oro, January-December 2022**

Item	Volume of Production (in metric tons, liveweight)			Annual Growth Rate (in percent)	
	2020	2021	2022	2021	2022
Chicken	4,059	4,141	4,837	2.0	16.8
Chicken Egg	1,161	1,222	1,263	5.2	3.4

Source: Philippine Statistics Authority, Backyard Livestock and Poultry Survey (BLPS) and Commercial Livestock and Poultry Survey (CLPS)

Table 2. Average Farmgate Prices of Native Chicken by Month, Davao de Oro: 2020-2022

Month	Average Farmgate Price (peso per kilogram, liveweight)			Annual Growth Rate (in percent)	
	2020	2021	2022	2021	2022
Annual Average	181.88	199.53	205.86	9.7	3.2
January	168.64	194.57	198.79	15.4	2.2
February	181.71	198.82	188.91	9.4	-5.0
March	183.15	195.23	194.33	6.6	-0.5
April	183.44	194.49	174.12	6.0	-10.5
May	178.84	188.62	173.29	5.5	-8.1
June	180.31	197.32	169.69	9.4	-14.0
July	175.85	199.04	206.10	13.2	3.5
August	177.08	199.23	204.46	12.5	2.6
September	181.91	201.85	200.23	11.0	-0.8
October	185.60	198.94	250.41	7.2	25.9
November	178.23	197.13	250.00	10.6	26.8
December	207.84	229.08	260.00	10.2	13.5

Table 3. Average Retail Prices of Native Chicken by Month, Davao de Oro: 2020-2022

Month	Average Retail Price (peso per kilogram, liveweight)			Annual Growth Rate (in percent)	
	2020	2021	2022	2021	2022
Annual Average	238.23	264.58	256.69	11.1	-3.0
January	238.75	246.25	271.25	3.1	10.2
February	237.50	255.00	255.75	7.4	0.3
March	238.75	267.50	255.75	12.0	-4.4
April	241.25	271.25	253.25	12.4	-6.6
May	241.25	265.00	257.00	9.8	-3.0
June	240.00	263.75	259.75	9.9	-1.5
July	237.50	268.75	262.50	13.2	-2.3
August	236.25	270.00	258.75	14.3	-4.2
September	236.25	273.75	256.25	15.9	-6.4
October	236.25	266.25	250.00	12.7	-6.1
November	236.25	270.00	250.00	14.3	-7.4
December	238.75	257.50	250.00	7.9	-2.9

Source: Philippine Statistics Authority, Backyard Livestock and Poultry Survey (BLPS) and Commercial Livestock and Poultry Survey (CLPS)

Table 4. Average Retail Prices of Broiler, Fresh Chicken Breast by Month, Davao de Oro: 2020-2022

Month	Average Retail Price (peso per kilogram, liveweight)			Annual Growth Rate (in percent)	
	2020	2021	2022	2021	2022
Annual Average	168.48	194.52	205.73	15.5	5.8
January	171.58	181.04	187.25	5.5	3.4
February	171.58	205.01	197.25	19.5	-3.8
March	170.95	224.56	194.50	31.4	-13.4
April	172.21	228.34	195.63	32.6	-14.3
May	171.57	222.03	198.13	29.4	-10.8
June	165.26	208.15	212.25	26.0	2.0
July	165.90	191.75	221.00	15.6	15.3
August	167.79	180.50	218.88	7.6	21.3
September	166.53	174.50	213.88	4.8	22.6
October	166.53	168.63	210.13	1.3	24.6
November	164.01	174.25	209.13	6.2	20.0
December	167.79	175.50	210.75	4.6	20.1

Table 5. Average Prices of Chicken Egg, Davao de Oro: January-December 2022

Month	Price (in peso/piece)	
	Farmgate Price	Retail Price
Annual Average	5.90	6.68
January	6.14	6.77
February	6.20	6.77
March	6.26	6.74
April	5.91	6.55
May	5.96	6.55
June	5.98	6.56
July	5.74	6.61
August	5.82	6.58
September	5.83	6.69
October	5.60	6.91
November	5.70	6.76
December	5.66	6.69

Source: Philippine Statistics Authority, Backyard Livestock and Poultry Survey (BLPS) and Commercial Livestock and Poultry Survey (CLPS)

TECHNICAL NOTES

The Backyard Livestock and Poultry Survey (BLPS) and the Commercial Livestock and Poultry Survey are two of the four major surveys for livestock and poultry. The BLPS and CLPS are national surveys of which BLPS covers backyard farms on carabao, cattle, swine, goat, chicken, duck, and other animals in all four rounds. CLPS, on the other hand, covers commercial farms on cattle, carabao, swine, goat, and sheep for livestock while chicken, chicken eggs, duck, and duck eggs for poultry commodities.

Both surveys are important as the data generated will aid policymakers in generating sound policy decisions on the improvement of backyard and commercial farms for the welfare of the farmers and operators. Moreover, the survey will determine/measure the performance of the livestock and poultry industry and the agriculture sector, as a whole.

Farmgate price refers to the price received by raisers for their produce at the location of farm. Thus, marketing costs such as transport and other marketing costs (if any) incurred in selling the produce is not included in the farmgate prices.

Poultry is a collective term for all domesticated avian for the purpose of food consumption or, the carcass of such avian are processed for human consumption.

Broiler refers to strains of foreign breeds of chicken, especially raised for meat purposes only.

Layer refers to foreign strain chicken regardless of age, raised mainly for egg production.

Native/Improved chicken refers to a common backyard fowl that is a mixture of native breeds and foreign breeds which includes Banaba, Bolinao, Kabir, Bantam, Paraoakan, and Heritage Chicken such as Rhode Island Red (RIR), Barred Plymouth Rock (BPR), and Black Australorp (BA).

Retail price refers to the prices at which retailers sell their goods or commodities to consumers in the marketplace.

Volume of production refers to the number of tended/raised animals disposed for dressing including those which were shipped out for dressing. This is expressed in metric tons, liveweight.

Starting last April 2022 Round, CLPS uses the results of the 2021 Updating of the List of Establishments (ULE) as sampling frame.

Approved for Release:



ABRAHAM ENRICO E. GULAY, JR.
Chief Statistical Specialist

/NPV