



SPECIAL RELEASE

BIRTH REGISTRATION IN DAVAO DE ORO POPULATION (2020 Census of Population and Housing)

Date of Release : 26 May 2023
Reference No. : SR-231182-016

Proportion of persons with registered births in Davao de Oro increases to 96.2 percent

Based on the 2020 Census of Population and Housing (2020 CPH), the population of Davao de Oro as of 01 May 2020, is 767,547. Of this total, 766,299 persons comprised the household population.

The 2020 CPH revealed that 96.2 percent or a total of 737,299 persons of the household population in 2020 had their births registered with the Local Civil Registry Offices (LCROs). This corresponds to 3.6 percent or 27,700 persons in the province who were reported to have not registered their births. (Tables 1 and 3)

Table 1. Percentage Distribution of the Household Population by Birth Registration Status: Davao de Oro, 2015 and 2020

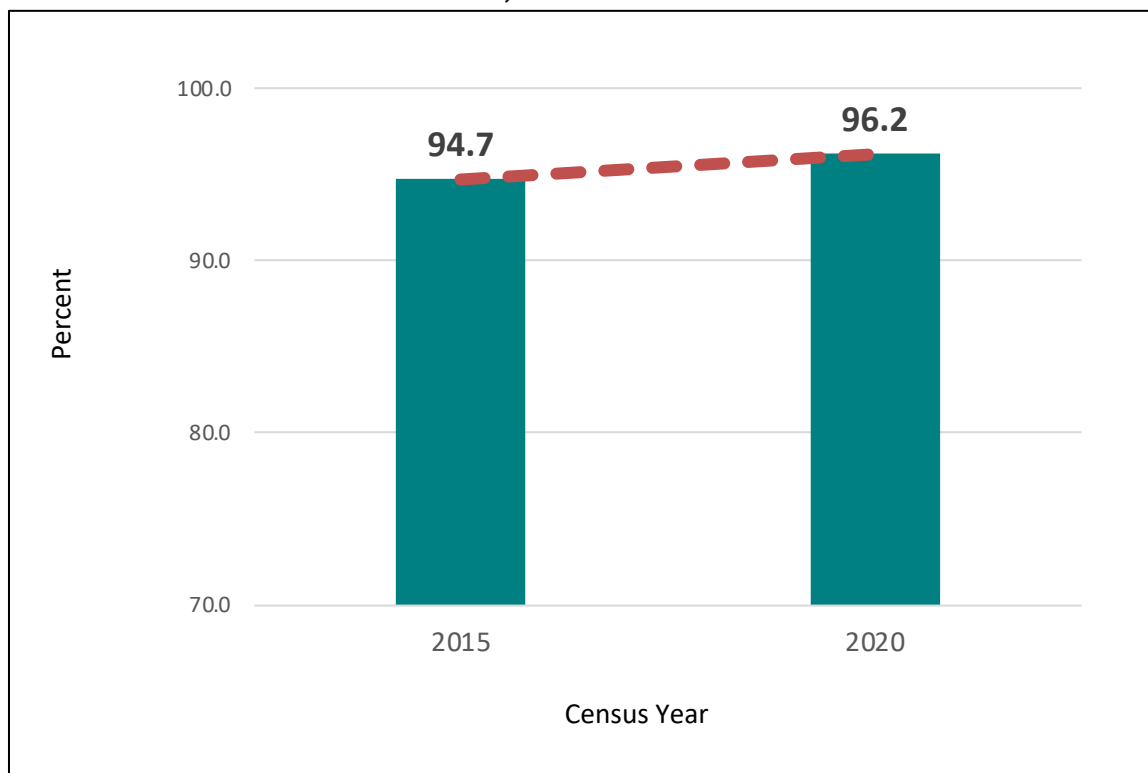
Census Year	Household Population	Birth Registration Status (Percent)			
		Registered	Not Registered	Don't Know	Not Reported
2015	734,402	94.7	4.7	0.4	0.2
2020	766,299	96.2	3.6	0.2	0.0

Source: Philippine Statistics Authority, 2020 Census of Population and Housing



Census results from 2015 to 2020 show an increasing trend in the proportion of persons with registered births, from 94.7 percent to 96.2 percent in 2020. The 2020 figure is higher by 1.5 percentage points. (Figure 1)

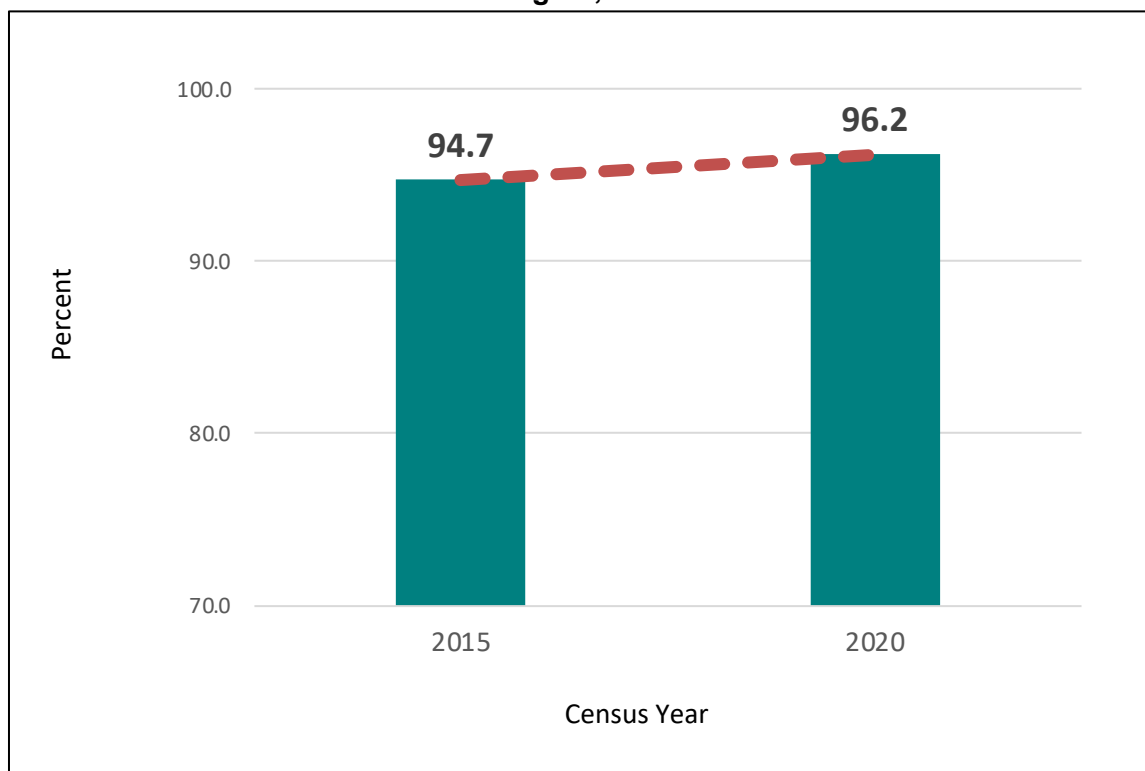
Figure 1. Proportion of the Household Population with Registered Births: Davao de Oro, 2015 and 2020



Source: Philippine Statistics Authority, 2015 Census of Population and 2020 Census of Population and Housing

In Davao Region, 96.0 percent of the household population had their births registered in 2020. Davao de Oro surpassed the region's performance by 0.2 percentage points. Among the provinces with the highest birth registrations are Davao del Sur and Davao City with 97.6 percent, followed by Davao del Norte and Davao Oriental with 97.3 percent and 96.6 percent, respectively. (Figure 2)

Davao de Oro ranks 2nd with the lowest proportion of birth registration. The province is next to Davao Occidental which posted the lowest proportion of persons with registered births, 76.9 percent of the household population. Davao Occidental also came as the fourth lowest in the country. (Figure 2)

Figure 2. Proportion of the Household Population with Registered Births: Davao Region, 2020

Source: Philippine Statistics Authority, 2015 Census of Population and 2020 Census of Population and Housing

Proportion of persons with a copy of birth certificates in Davao de Oro increases to 93.1 percent

While 96.2 percent of the household population reported that their births were registered, only 93.1 percent, or a total of 713,116 persons reported to have a copy of their birth certificates. This represents 6.8 percent, or 51,782 persons in the province who were reported to never have a copy of their birth certificate. (Tables 2 and 4)

Table 2. Percentage Distribution of the Household Population with or without Copy of Birth Certificate: Davao de Oro, 2015 and 2020

Census Year	Household Population	Birth Registration Status (Percent)			
		Registered	Not Registered	Don't Know	Not Reported
2015	734,402	94.7	4.7	0.4	0.2
2020	766,299	96.2	3.6	0.2	0.0

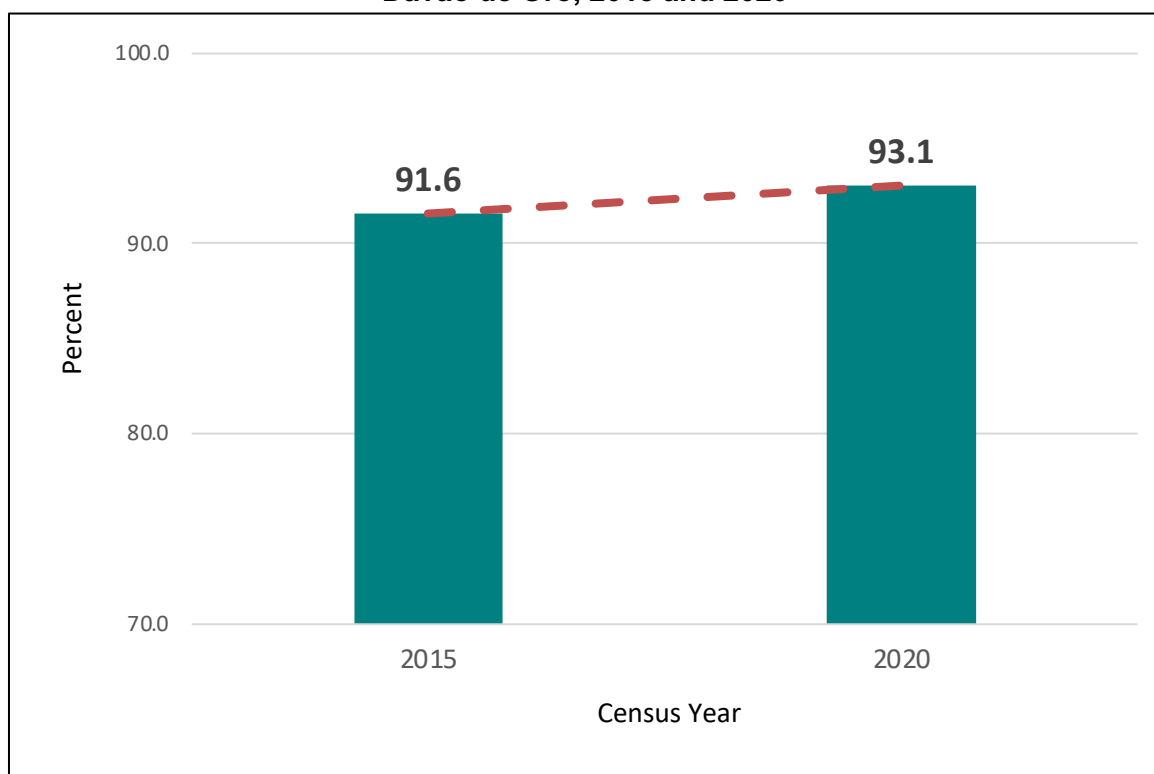
Source: Philippine Statistics Authority, 2020 Census of Population and Housing



SPECIAL RELEASE

Similarly, census results from 2015 to 2020 show an increasing trend in the proportion of persons with copy of their birth certificates, from 91.6 percent to 93.1 percent in 2020, higher by 1.5 percentage points. (Figure 3)

Figure 3. Proportion of the Household Population with Copy of Birth Certificate: Davao de Oro, 2015 and 2020



Source: Philippine Statistics Authority, 2015 Census of Population and 2020 Census of Population and Housing

In 2020, 93.7 percent of the household population in Davao Region had a copy of their birth certificates. Davao de Oro falls behind by 0.6 percentage points. Among the provinces, Davao del Sur had the highest proportion of persons who had a copy of their birth certificates with 95.9 percent, followed by Davao del Norte with 95.8 percent. City of Davao and Davao Oriental ranks 3rd and 4th with 95.5 percent and 94.5 percent, respectively.


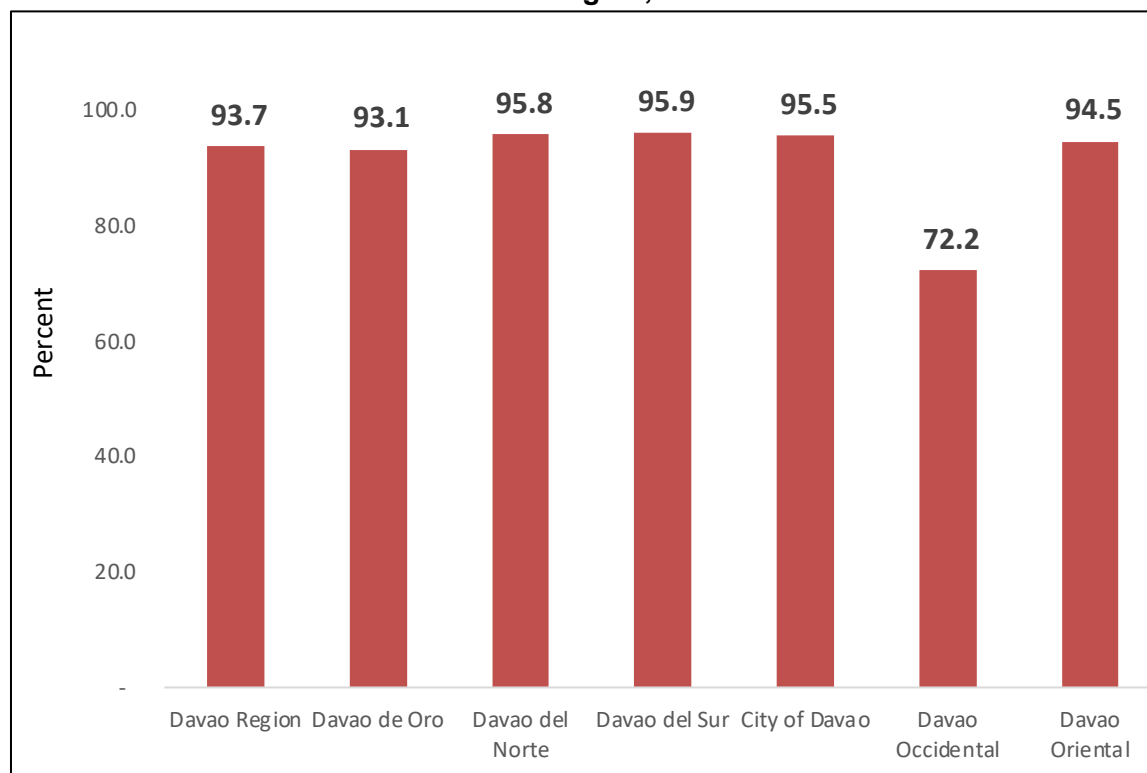


Figure 4. Proportion of the Household Population with Copy of Birth Certificate: Davao Region, 2020

Source: Philippine Statistics Authority, 2015 Census of Population and 2020 Census of Population and Housing

Davao de Oro ranks 2nd with the lowest proportion of persons who had a copy of their birth certificates. The province is next to Davao Occidental which posted the lowest proportion with only 72.2 percent of the household population. Davao Occidental also came fourth with the lowest proportion of persons who had a copy of their birth certificates in the country.

Statistical Tables

Table 3. Household Population by Birth Registration Status: Davao Region, 2020

Region, Province, and Highly Urbanized City	Household Population	Birth Registration Status			
		Registered	Not Registered	Don't Know	Not Reported
Davao Region	5,223,802	5,013,523	202,174	7,873	232
Davao de Oro	766,299	737,299	27,700	1,283	17
Davao del Norte	1,115,167	1,085,444	28,351	1,311	61
Davao del Sur	679,457	663,196	15,539	708	14
City of Davao	1,770,988	1,728,213	39,966	2,671	138
Davao Occidental	316,907	243,843	72,264	798	2
Davao Oriental	574,984	555,528	18,354	1,102	-

**Table 4. Household Population with or without Copy of Birth Certificate:
Davao Region, 2020**

Region, Province, and Highly Urbanized City	Household Population	Copy of Birth Certificate			
		With	Without	Don't Know	Not Reported
Davao Region	5,223,802	4,894,943	320,840	7,785	234
Davao de Oro	766,299	713,116	51,782	1,383	18
Davao del Norte	1,115,167	1,067,870	45,838	1,398	61
Davao del Sur	679,457	651,604	26,840	999	14
<i>City of Davao</i>	1,770,988	1,690,541	77,909	2,399	139
Davao Occidental	316,907	228,688	87,370	847	2
Davao Oriental	574,984	543,124	31,101	759	-

Source: Philippine Statistics Authority, 2020 Census of Population and Housing

Technical Notes:

The statistics presented in this Special Release were based on the answers and information provided by the respondent or any responsible member of the household to the questions on birth registration about all the household members.

For the 2020 CPH, birth registration data of all household members were collected by asking the respondents, "Was _____'s birth registered with the Local Civil Registry Office?" and "Has _____ ever had a copy of his/her birth certificate?"

Approved for Release:



ABRAHAM ENRICO E. GULAY, JR.

Chief Statistical Specialist

