



SPECIAL RELEASE

2018 Census of Philippine Business and Industry (CPBI): Economy Wide DAVAO REGION

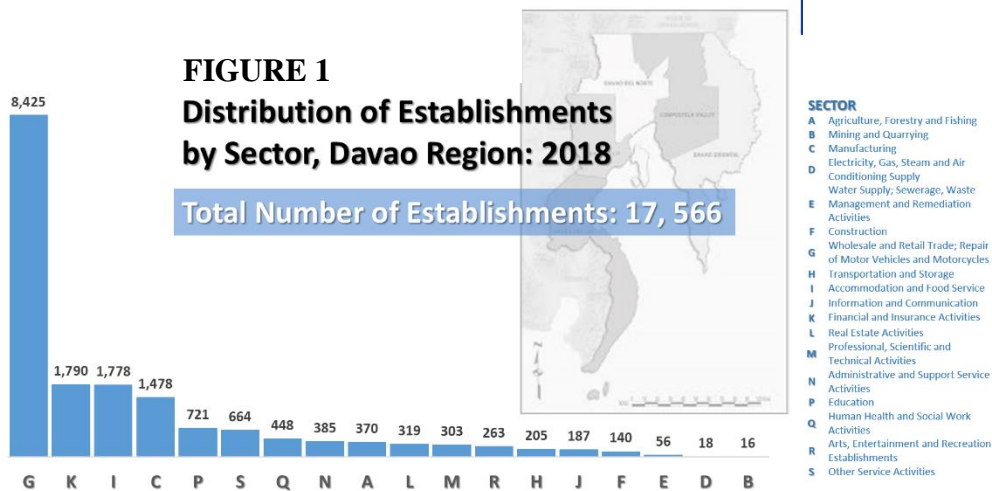
Date of Release: 04 January 2020
 Reference No.: SR-21RSSO11-01

Almost half of the establishments were engaged in the Wholesale and Retail Trade; Repair of Motor Vehicles, Motorcycles and Personal and Household Goods

In 2018, the total number of establishments in the formal sector was 17,566.

Wholesale and Retail Trade; Repair of Motor Vehicles, Motorcycles and Personal and Household Goods topped the 18 sectors with 8,425 establishments comprising 48% of the total number of establishments in the region. Financial and Insurance Activities and Accommodation and Food Service followed sharing 10.2 percent and 10.1 percent, respectively.

Industries in Mining and Quarrying and Electricity, Gas, Steam and Air Conditioning Supply in the region reported less than 20 establishments each (*Figure 1*).

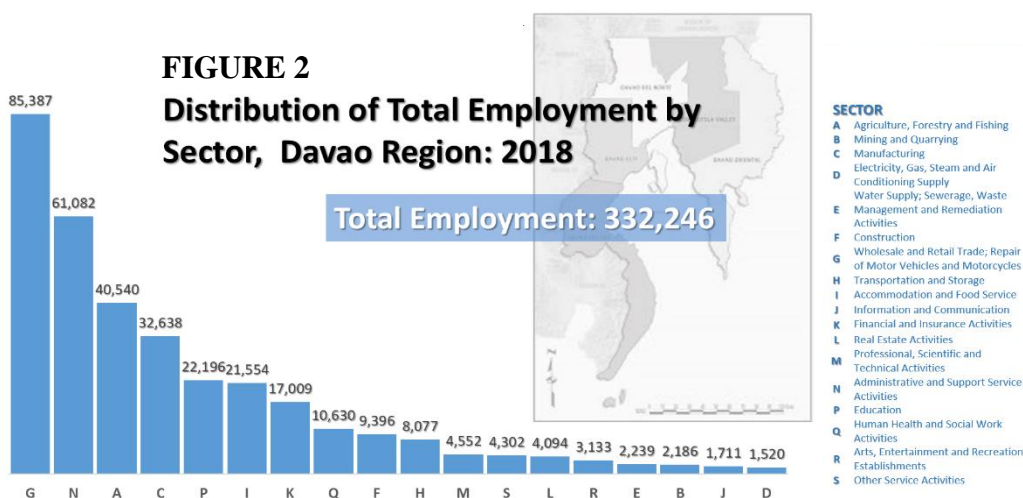


Top Employer: Wholesale and Retail Trade; Repair of Motor Vehicles, Motorcycles and Personal and Household Goods

Total employment is the number of persons who worked in for the establishment as of 15 November 2018.

Wholesale and Retail Trade; Repair of Motor Vehicles, Motorcycles and Personal and Household Goods ranked first among the industries in the region in terms of engaging the most number of workers, engaging 26 percent of the total employment. Administrative and Support Service Activities and Agriculture, Forestry and Fishing followed engaging about 18 percent and 12 percent of total employment, respectively.

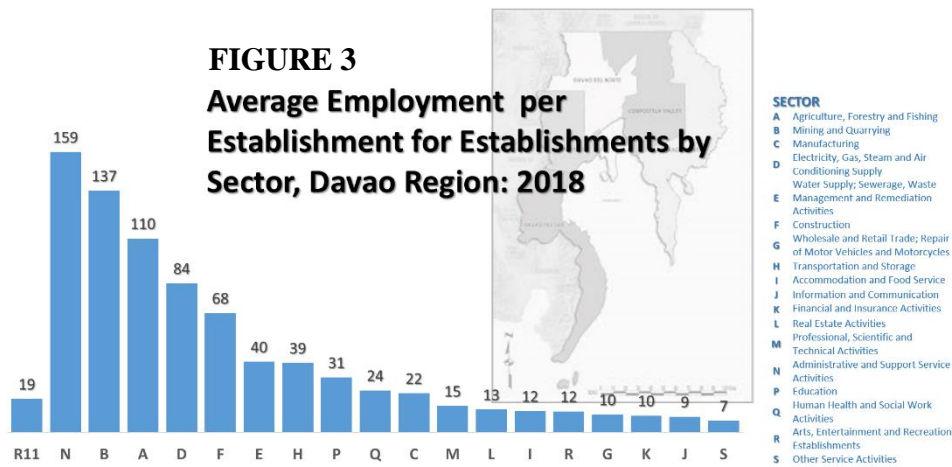
On the other hand, Industries which employed less than 2000 employees were: Information and Communication (1,520) and Electricity, Gas, Steam and Air Conditioning Supply (1,711) (*Figure 2*).



Administrative and Support Service most labor-intensive sector

On the average, there were 19 workers per establishment in the region. Administrative and Support Service sector in the region posted the highest average number of worker per establishment, 159 workers/establishment, making this the most labor-intensive sector. Followed by the Mining and Quarrying sector, 137 and the Agriculture, Forestry and Fishing sector, 110.

On the other hand, posting the lowest average number of workers per establishment were: Other Service Activities sector (7 workers per establishment) Information and Communication sector (9 workers per establishment) (*Figure 3*).



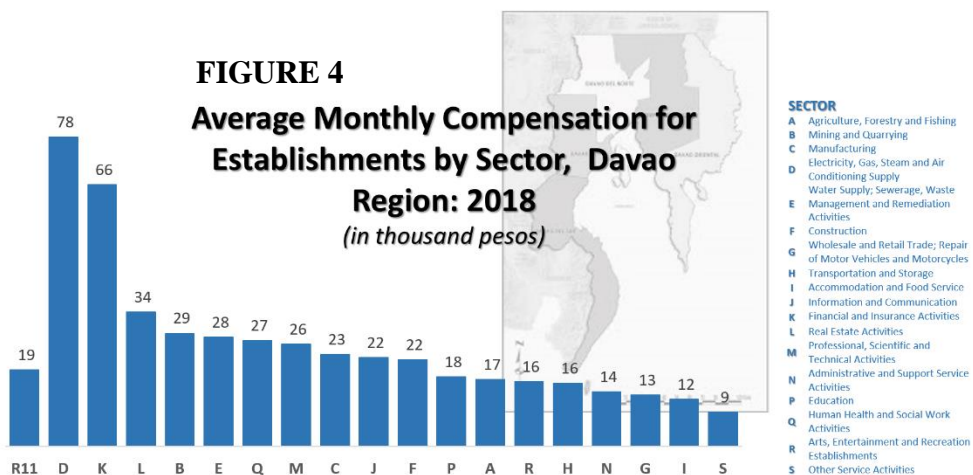
Total Compensation in 2018 reached 77.1 billion pesos

Total compensation paid to employees comprising of salaries and wages, separation, terminal pay and gratuities paid by the establishment to its employees and total employer’s contribution to SSS/GSIS, ECC, PhilHealth, Pag-ibig, etc amounted to PHP77.1 billion pesos.

Financial and Insurance Activities contributed 18% of the total compensation paid in 2018 at PHP13.5 billion in total. This was followed closely by Manufacturing and Wholesale and Retail Trade; Repair of Motor Vehicles and Motorcycles paying PHP13.4 billion (17%).

Average monthly compensation per employee in 2018 was valued at PHP19,339. Electricity, Gas, Steam and Air-conditioning Supply topped the 18 sectors in the region in terms of monthly compensation, where workers, on the average, were receiving PHP78 thousand monthly. Workers in the Financial and Insurance Activities followed receiving PHP 66 thousand a month.

On the other hand, workers in the Other Service Activities received, on the average, less than PHP10, 000 a month (*Figure 4*).

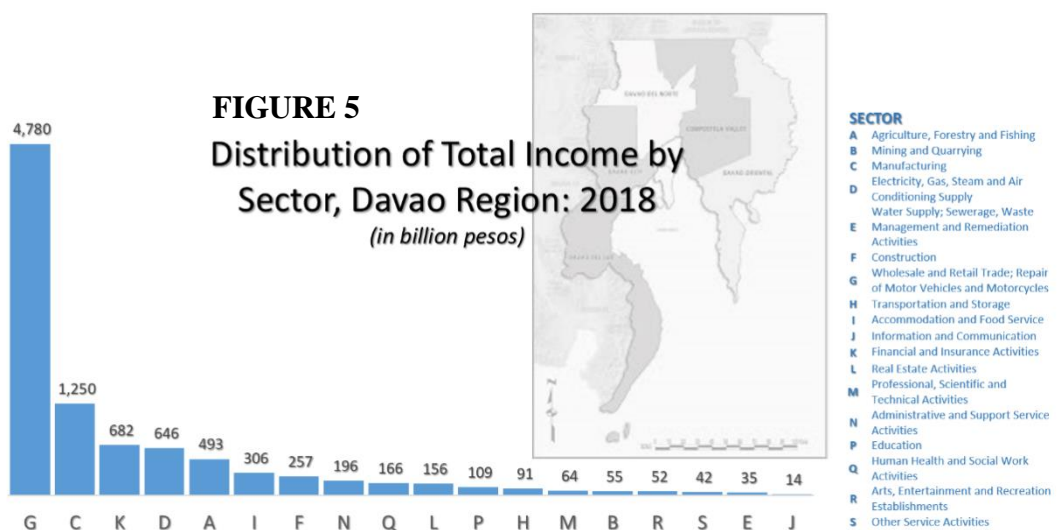


Wholesale and retail trade; Repair of Motor Vehicles, Motorcycles and Personal and Household Goods sector emerged as top income earner in 2018

Total income earned by establishments in the region in 2018 amounted to PHP939.2 billion.

Wholesale and retail trade; Repair of Motor Vehicles, Motorcycles and Personal and Household Goods is the top income generator, earning 51 percent of the region’s total revenue. Manufacturing, ranked second, posting 13 percent of the total revenue.

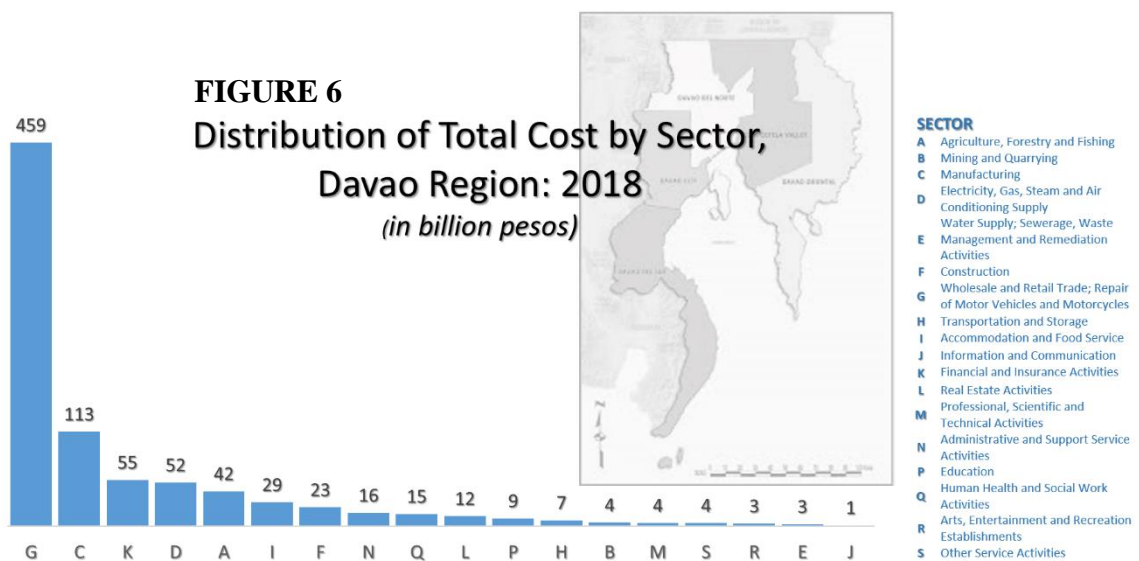
On the other hand Information and Communication (J) earned about 14 billion pesos (*Figure 5*).



Wholesale and retail trade; Repair of Motor Vehicles, Motorcycles and Personal and Household Goods incurred highest expense in 2015

Total expense incurred in business operations of establishments in the region amounted to PHP850.6 billion in 2018.

Wholesale and retail trade; Repair of Motor Vehicles, Motorcycles and Personal and Household Goods (G), the highest spender spending almost PHP 459 billion incurring 54 percent of the total cost posted by all sectors. Manufacturing (C) ranked second with PHP113 billion pesos. On the other hand, Information and Communication (J) spent least among sectors (Figure 6).



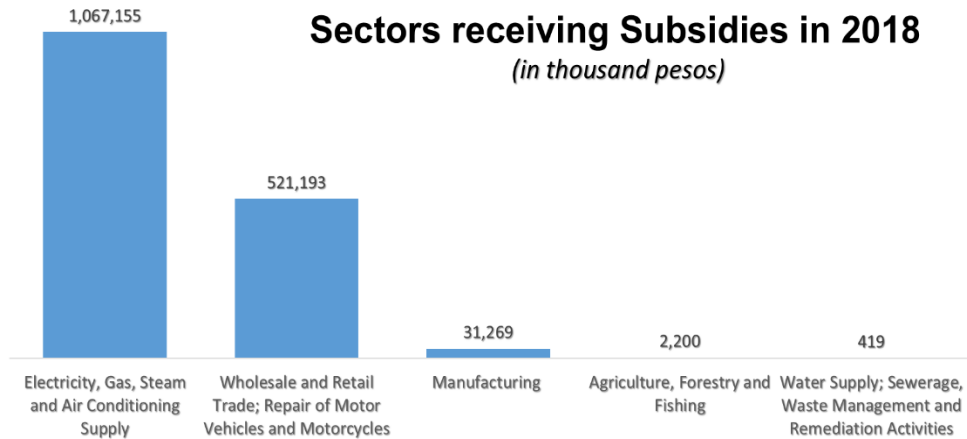
Subsidies received from the government amounted to PHP1.6 trillion

Subsidies are all special grants in the form of financial assistance or tax exemption or tax privilege given by the government to aid and develop an industry. In 2018 total subsidies received by establishments in the region summed up to PHP1.6 trillion

Electricity, Gas, Steam and Airconditioning Supply (D) receiving about 66 percent of the total subsidies received (PHP 1,1 trillion). Wholesale and Retail Trade; Repair of Motor Vehicles and Motorcycles (G), came in second with PHP521.2 million (32 percent). These two sectors alone received 98% of the total subsidies received by the establishments on the region. (Figure 7)

FIGURE 7

Sectors receiving Subsidies in 2018
(in thousand pesos)

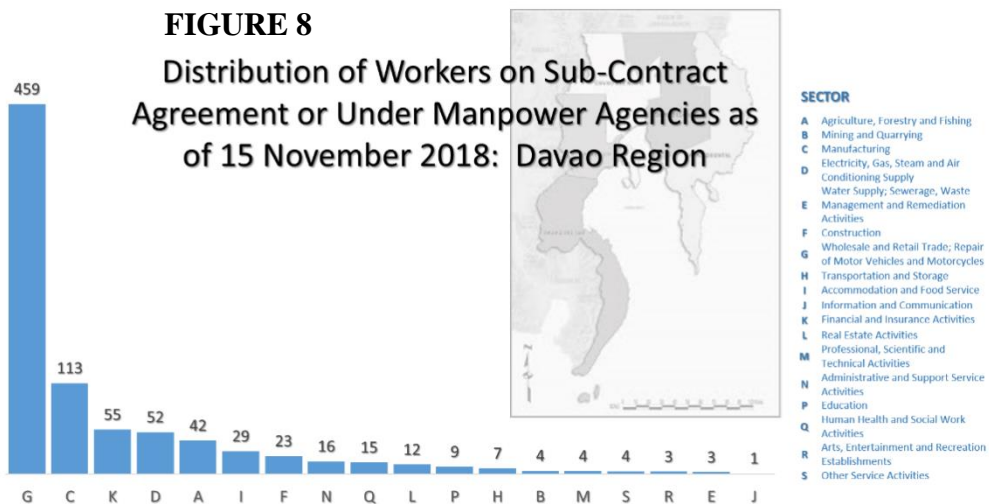


One in three of the workers on sub-contract agreement or under manpower agencies are in the Manufacturing sector

A total of 40,421 workers on sub-contract agreement or under manpower agencies were engaged in 2018.

Among the 18 sectors, the manufacturing sector had engaged 12,843 sub-contracted workers to supplement their workforce, this is 32 percent of the total workers on sub-contract agreement or under manpower agencies.

FIGURE 8
Distribution of Workers on Sub-Contract Agreement or Under Manpower Agencies as of 15 November 2018: Davao Region



Other sectors with more than 10 percent share to the total number of workers on sub-contract agreement or under manpower agencies were Wholesale and Retail Trade; Repair of Motor Vehicles and Motorcycles, and Agriculture, Forestry and Fishing activities with 19 percent, and 12 percent, respectively (*Figure 8*).


RUBEN D. ABARO, JR
Regional Director

Attachment:

- Table 1. Summary Statistics for Economy-Wide by Industry Section: DAVAO REGION, 2018 CPBI

**TABLE 1 Summary Statistics for Economy-Wide by Industry Section:
DAVAO REGION, 2018 CPBI**

(Values are in thousand pesos, except for number of establishments and employment.
Details may not add-up to total due to rounding.)

2009 PSIC Code	Industry Description	Value Added	Gross Additions to Tangible Fixed Assets	Change in Inventories	Subsidies	Sales from E- commerce
		(9)	(10)	(11)	(12)	(13)
DAVAO REGION		99,829,148.00	37,593,508.00	6,368,048.00	1,622,236.00	3,991.00
AGRICULTURE						
A	Agriculture, Forestry and Fishing	18,517,640	14,080,740	1,524,500	2,200	-
INDUSTRY						
B	Mining and Quarrying	3,336,768	845,445	200,358	-	-
C	Manufacturing	41,011,685	2,452,819	3,431,436	31,269	3,991
D	Electricity, Gas, Steam and Air Conditioning Supply	21,987,110	13,338,809	-51,024	1,067,155	-
E	Water Supply; Sewerage, Waste Management and Remediation Activities	2,161,195	211,421	9,178	419	-
F	Construction	8,737,305	283,810	-1,916	-	-
SERVICES						
G	Wholesale and Retail Trade; Repair of Motor Vehicles and Motorcycles	2,654,516	6,061,820	942,407	521,193	-
H	Transportation and Storage	46,541	-	-	-	-
I	Accommodation and Food Service	-36,908	-	40,679	-	-
J	Information and Communication	5,343	-	-	-	-
K	Financial and Insurance Activities	1,450,390	379	26	-	-
L	Real Estate Activities	-338,486	-	-	-	-
M	Professional, Scientific and Technical Activities	-15,574	-	-	-	-
N	Administrative and Support Service Activities	13,775	52,823	271,612	-	-
P	Education	-6,095	245,645	-	-	-
Q	Human Health and Social Work Activities	132,055	-	-	-	-
R	Arts, Entertainment and Recreation	3,633	19,797	792	-	-
S	Other Service Activities	168,255	-	-	-	-

Note: "-" indicates zero values

Source: Philippine Statistics Authority

**TABLE 1 Summary Statistics for Economy-Wide by Industry Section:
DAVAO REGION, 2018 CPBI**

(Values are in thousand pesos, except for number of establishments and employment.
Details may not add-up to total due to rounding.)

-continued

2009 PSIC Code	Industry Description	Number of Establishments	Employment as of 15 November 2018		Workerson Sub- Contract Agreement or Under Manpower Agencies as of 15 November 2018
			Total	Paid Employees	
		(1)	(2)	(3)	(4)
DAVAO REGION		17,566	335,466	332,246	40,421
AGRICULTURE					
A	Agriculture, Forestry and Fishing	370	40,641	40,540	4,855
INDUSTRY					
B	Mining and Quarrying	16	2,189	2,186	1,339
C	Manufacturing	1,478	32,963	32,638	12,843
D	Electricity, Gas, Steam and Air Conditioning Supply	18	1,520	1,520	448
E	Water Supply; Sewerage, Waste Management and Remediation Activities	56	2,248	2,239	361
F	Construction	140	9,474	9,396	1,320
SERVICES					
G	Wholesale and Retail Trade; Repair of Motor Vehicles and Motorcycles	8,425	86,557	85,387	7,722
H	Transportation and Storage	205	8,097	8,077	576
I	Accommodation and Food Service	1,778	21,745	21,554	3,402
J	Information and Communication	187	1,711	1,711	10
K	Financial and Insurance Activities	1,790	17,423	17,009	2,676
L	Real Estate Activities	319	4,180	4,094	629
M	Professional, Scientific and Technical Activities	303	4,586	4,552	117
N	Administrative and Support Service Activities	385	61,104	61,082	681
P	Education	721	22,553	22,196	1,473
Q	Human Health and Social Work Activities	448	10,737	10,630	735
R	Arts, Entertainment and Recreation	263	3,185	3,133	796
S	Other Service Activities	664	4,553	4,302	438

Note: "-" indicates zero values

Source: Philippine Statistics Authority

**TABLE 1 Summary Statistics for Economy-Wide by Industry Section:
DAVAO REGION, 2018 CPBI**

(Values are in thousand pesos, except for number of establishments and employment.
Details may not add-up to total due to rounding.)

-continued

2009 PSIC Code	Industry Description	Total Revenue	Expense		
			Total	Compensation	Other Expense
			(5)	(6)	(7)
DAVAO REGION		939,243,172.00	850,585,954.00	77,104,961.00	773,480,991.00
AGRICULTURE					
A	Agriculture, Forestry and Fishing	49,329,339	41,698,317	8,240,870	33,457,447
INDUSTRY					
B	Mining and Quarrying	5,526,990	4,404,321	750,847	3,653,475
C	Manufacturing	124,960,676	113,035,336	9,121,021	103,914,315
D	Electricity, Gas, Steam and Air Conditioning Supply	64,574,120	52,239,200	1,424,287	50,814,913
E	Water Supply; Sewerage, Waste Management and Remediation Activities	3,513,086	2,522,081	742,736	1,779,345
F	Construction	25,682,594	22,531,397	2,478,270	20,053,126
SERVICES					
G	Wholesale and Retail Trade; Repair of Motor Vehicles and Motorcycles	477,988,635	458,771,490	13,351,469	445,420,020
H	Transportation and Storage	9,092,812	7,247,666	1,546,444	5,701,222
I	Accommodation and Food Service	30,579,706	28,576,800	3,102,666	25,474,134
J	Information and Communication	1,394,422	1,165,203	460,485	704,717
K	Financial and Insurance Activities	68,159,065	55,396,510	13,496,473	41,900,037
L	Real Estate Activities	15,616,766	11,993,983	1,669,234	10,324,749
M	Professional, Scientific and Technical Activities	6,389,567	3,883,338	1,409,543	2,473,795
N	Administrative and Support Service Activities	19,555,829	16,009,916	10,135,087	5,874,829
P	Education	10,860,662	9,375,182	4,695,165	4,680,017
Q	Human Health and Social Work Activities	16,612,907	14,704,104	3,414,379	11,289,725
R	Arts, Entertainment and Recreation	5,221,280	3,204,709	615,458	2,589,251
S	Other Service Activities	4,184,716	3,826,401	450,527	3,375,874

Note: "-" indicates zero values

Source: Philippine Statistics Authority