



# PRESS RELEASE

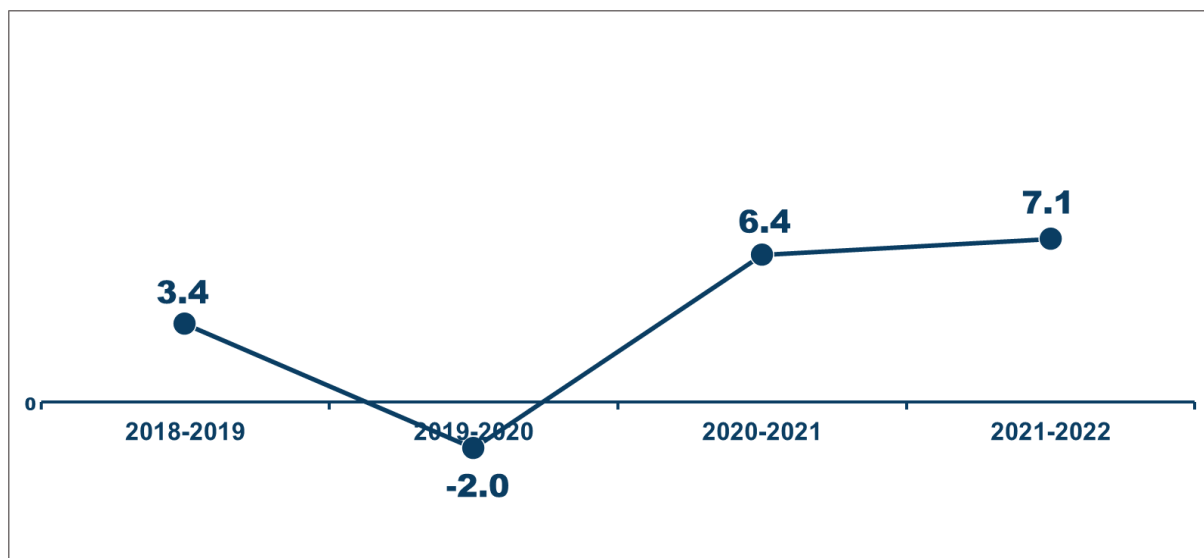
## Davao Occidental's Economy Continues to Expand in 2022, Up by 7.1 Percent

Date of Release: 29 November 2023

Reference No. PR-23-1186-034

The economy of Davao Occidental continued to expand in 2022, growing by 7.1 percent, compared to 6.4 percent in the previous year (Figure 1). In 2022, the Gross Domestic Product (GDP) of the province was estimated at PhP 37.90 billion.

Figure 1. GDP of Davao Occidental, 2019 to 2022  
Growth Rates (in Percent), at Constant 2018 Prices



Source: Philippine Statistics Authority

Services posted a double-digit growth of 11.6 percent in 2022, up from 6.3 percent the previous year. Among Services, Accommodation and food service activities registered the highest growth at 32.2 percent, followed by Other services at 24.3 percent, and Wholesale and retail trade; repair of motor vehicles and motorcycles at 14.3 percent.

Agriculture, forestry, and fishing also grew by 7.9 percent in 2022 compared to 4.6 percent in the previous year. Meanwhile, Industry decelerated from 7.8 percent to 0.3 percent. Mining and quarrying, Construction, and Manufacturing slowed down, while Electricity, steam, water, and waste management recorded a decline (Table 1).

Table 1. GDP of Davao Occidental, by Industry, 2021 to 2022  
Growth Rates (in Percent), at Constant 2018 Prices

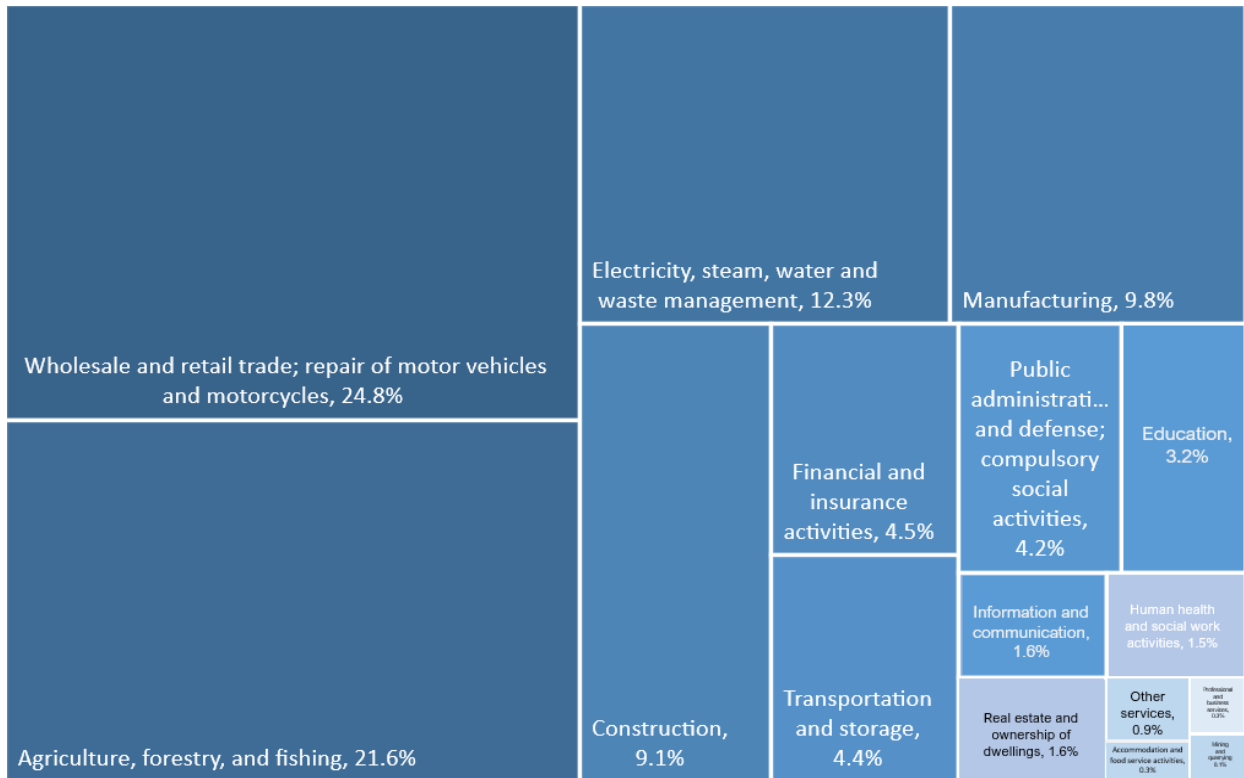
Industries	2020 - 2021	2021 - 2022
Agriculture, forestry, and fishing	4.6	7.9
Industry	7.8	0.3
01. Mining and quarrying	14.0	7.6
02. Manufacturing	3.8	1.2
03. Electricity, steam, water and waste management	2.2	-4.7
04. Construction	23.4	7.0
Services	6.3	11.6
01. Wholesale and retail trade; repair of motor vehicles and motorcycles	6.1	14.3
02. Transportation and storage	4.6	8.3
03. Accommodation and food service activities	8.5	32.2
04. Information and communication	8.2	9.1
05. Financial and insurance activities	6.4	11.5
06. Real estate and ownership of dwellings	1.5	3.5
07. Professional and business services	4.8	5.5
08. Public administration and defense; compulsory social activities	7.0	6.1
09. Education	6.4	8.0
10. Human health and social work activities	20.2	4.5
11. Other services	0.9	24.3
Gross Domestic Product of Davao Occidental	6.4	7.1

Source: Philippine Statistics Authority

Among industries, Wholesale and retail trade; repair of motor vehicles and motorcycles accounted for the largest share in the province's GDP, comprising 24.8 percent. This was followed by Agriculture, forestry and fishing at 21.6 percent, and Electricity, steam, water and waste management at 12.3 percent. (Figure 2)

In 2022, the Gross Regional Domestic Product (GRDP) of Davao Region was estimated at PhP 954.07 billion. The City of Davao contributed the largest share to the region's economy at 51.9 percent, followed by Davao del Norte at 17.7 percent, and Davao del Sur at 10.9 percent. Davao de Oro and Davao Oriental shared 9.8 percent and 5.8 percent, respectively, while Davao Occidental shared 4.0 percent. (Figure 3)

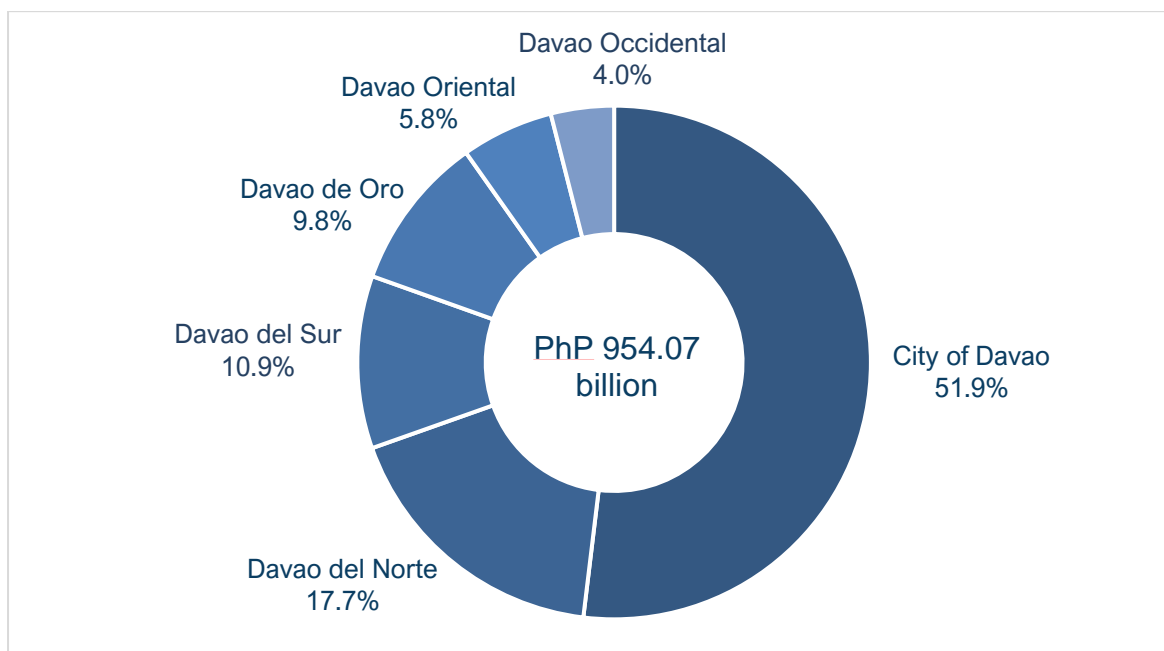
Figure 2. Percent Share of Industries to GDP of Davao Occidental, 2022  
at Constant 2018 Prices



Note: Details may not add up due to rounding.

Source: Philippine Statistics Authority

Figure 3. GRDP of Davao Region, by Province and HUC, 2022  
at Constant 2018 Prices



The Philippine Statistics Authority (PSA) established through Republic Act No. 10625, otherwise known as the Philippine Statistical Act of 2013, is tasked, among others, to compile and maintain macroeconomic accounts and indicators, at the national and subnational levels.

The Provincial Product Accounts or PPA has been the mechanism of the PSA to compile the annual estimates of Gross Domestic Product by province/HUC, consistent with the Regional and National Accounts of the Philippines. In 2022, Davao Region was one of the six additional pilot regions to implement the PPA, marking its expansion since the start of the PPA in 2021. As of 2023, there are a total of 82 provinces and 17 HUCs compiling the PPA.

Full data series, charts, and data visuals of PPA Davao Region can be accessed at the PPA landing page of the PSA ([psa.gov.ph/statistics/ppa](https://psa.gov.ph/statistics/ppa)), and the PSA Regional website ([rso11.psa.gov.ph/statistics/ppa](https://rso11.psa.gov.ph/statistics/ppa)).

**JESSIE A. MADULIN**  
Chief Statistical Specialist

  
RST / MLCS