



SPECIAL RELEASE

Age and Sex Distribution of Household Population in the City Tagum, Davao del Norte (2020 Census of Population and Housing)

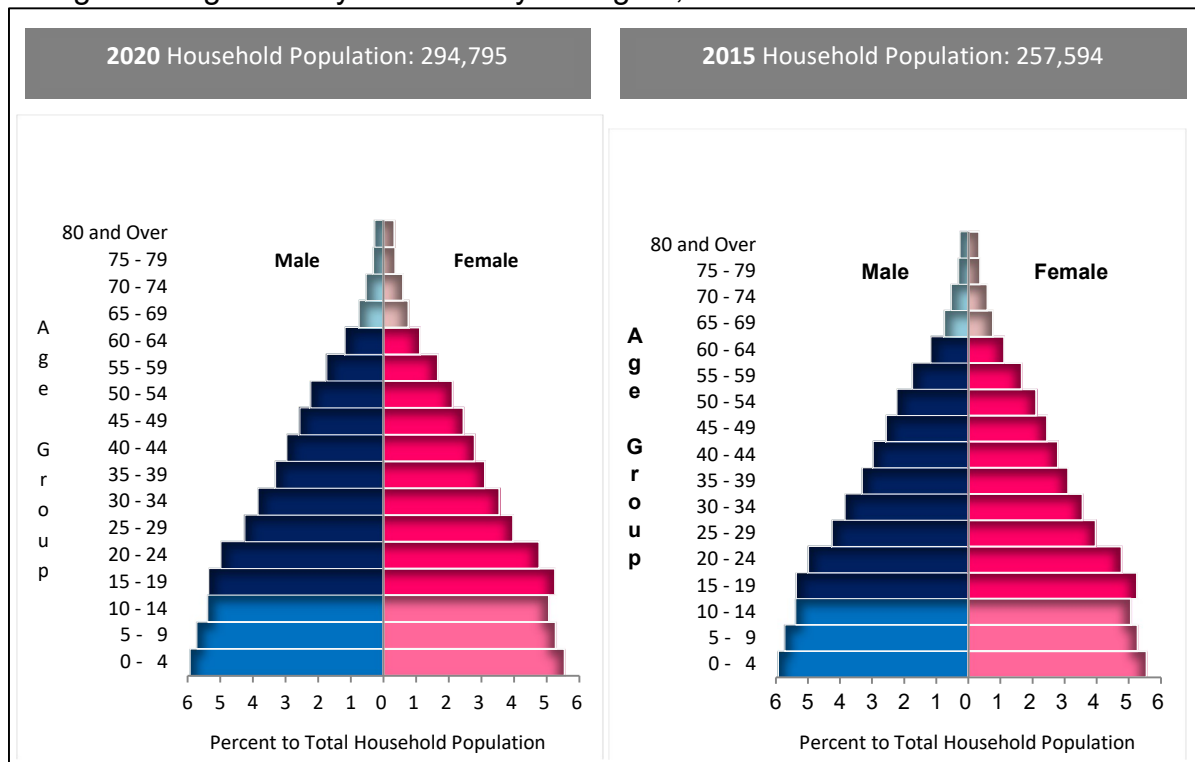
Date of Release : 23 September 2022
 Reference No. : SRDDN2022-025

Based on the 2020 Census of Population and Housing (CPH), Davao del Norte had a total household population of 1,115,167 persons. Of this total, 26.4 percent or 294,795 persons were comprised of the household population from the City of Tagum.

Out of the 294,795 household population of the City of Tagum in 2020; 147,630 (50.08%) were males while 147,165 (49.92%) were females. By age group, 87,435 (29.66%) were under 15 years of age (young dependents).

On the other hand, persons aged 15 to 64 years old (working-age or economically-active population) totaled to 193,117 (65.51%), while those in age groups 65 years old and over (old dependents) comprised the remaining 14,243 (4.83%).

Figure 1. Age-Sex Pyramid of City of Tagum, Davao del Norte: 2020 and 2015



Source: Philippine Statistics Authority, 2020 Census of Population and Housing, and 2015 Census of Population



Reference No. : SRDDN2022-025
 Subject : Special Release on Age and Sex Distribution of Household Population in Tagum City, Davao del Norte (2020 Census of Population and Housing)
 Date of Release : 22 September 2022

Moreover, there were more males (89.15%) than females (87.66%) among the 0 to 54 years old age group. Among the older age group (55 years old and over), females (12.34%) outnumbered the males (10.85%).

Table 1. Number and Percent to All Ages of Household Population and Sex Ratio by Selected Age Group: City of Tagum, Davao del Norte, 2020

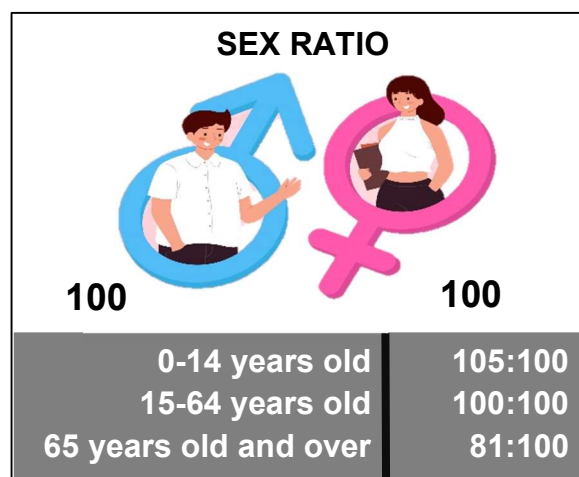
Age Group and Year	Number			Percent to All Ages(%)			Sex Ratio
	Both Sexes	Male	Female	Both Sexes	Male	Female	
All Ages	294,795	147,630	147,165				100
0 - 4 years	29,492	15,150	14,342	10.0	10.3	9.7	106
0 - 14 years	87,435	44,820	42,615	29.7	30.4	29.0	105
5 - 24 years	112,620	56,807	55,813	38.2	38.5	37.9	102
15 - 49 years	159,970	80,224	79,746	54.3	54.3	54.2	101
15 - 64 years	193,117	96,449	96,668	65.5	65.3	65.7	100
60 years and over	23,231	10,651	12,580	7.9	7.2	8.5	85
65 years and over	14,243	6,361	7,882	4.8	4.3	5.4	81

Source: Philippine Statistics Authority, 2020 Census of Population and Housing

Sex Ratio

1. The sex ratio in the City of Tagum was computed at 100 in 2020. This suggests that, approximately, there were 100 males for every 100 females in the household population. (Table 1)
2. In 2020, children aged below 15 years old and those aged 15 to 64 years old had a sex ratio of 105 and 100 respectively. On the other hand, those aged 65 years old and over had a sex ratio of 81 males per 100 females. This depicts a longer life expectancy among females than males. (Table 1 and Figure 2)

Figure 2. Sex Ratio by Selected Age Group of Tagum, Davao del Norte: 2020



Source: Philippine Statistics Authority, 2020 Census of Population and Housing


Median age

The median age of the population of the City of Tagum is calculated at 26.0 years old, which means that half of the household population was younger than 26.0 years,

Reference No. : SRDDN2022-025
 Subject : Special Release on Age and Sex Distribution of Household Population in Tagum City, Davao del Norte (2020 Census of Population and Housing)
 Date of Release : 22 September 2022

while the other half is older than 26.0 years. This is higher than the median ages of 25.1 years and 24.1 years that were posted in 2015 and 2010, respectively.

Figure 3. Median Age of City of Tagum, Davao del Norte Population: 2020



Source: Philippine Statistics Authority, 2020 Census of Population and Housing, 2015 Census of Population, and 2010 Census of Population and Housing,

Dependency Ratio

The overall dependency ratio of the population of City of Tagum, Davao del Norte was computed at 52, which indicates that for every 100 working-age or economically-active population, there were about 52 dependents (45 young dependents and 7 old dependents).

Table 2. Age Dependency Ratio of Household Population by Sex: City of Tagum, Davao del Norte, 2020

Dependency Ratio	Both Sexes	Male	Female
Overall	52	53	52
Young	45	46	44
Old	7	7	8

Source: Philippine Statistics Authority, 2020 Census of Population and Housing

There are more males than females in children under five years old

Children below five years old comprised 10.0 percent (29,492) of the household population in City of Tagum. The sex ratio of the same age group was computed at 106 males per 100 females. (Table 1 and Figure 4)

Figure 4. Sex Ratio of Children under Five Years Old: City of Tagum, Davao del Norte, 2020



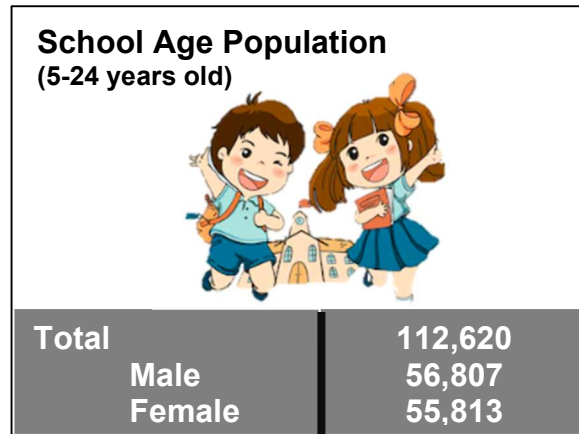
Source: Philippine Statistics Authority, 2020 Census of Population and Housing

Reference No. : SRDDN2022-025
 Subject : Special Release on Age and Sex Distribution of Household Population in Tagum City, Davao del Norte (2020 Census of Population and Housing)
 Date of Release : 22 September 2022

School-age Population

In 2020, the school-age population (5 to 24 years old) in City of Tagum is recorded at 112,620 or 38.2 percent of the total household population.

Figure 5. Sex Ratio by Selected Age Group of City of Tagum, Davao del Norte: 2020

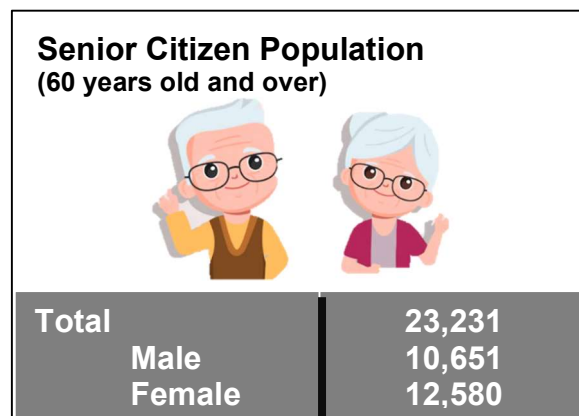


Source: Philippine Statistics Authority, 2020 Census of Population and Housing

Senior Citizens among the household population

In the Philippines, people aged 60 years old and over are regarded as senior citizens. In City of Tagum, they made up 7.9 percent (23,231) of the household population in 2020 in the same city. There were more females (54.15%) than males (45.85%) among the senior citizens in the same reference period. (Table 1 and Figure 6)

Figure 6. Sex Ratio by Selected Age Group of City of Tagum, Davao del Norte: 2020



Source: Philippine Statistics Authority, 2020 Census of Population and Housing

Reproductive age among the female population

Women of reproductive age (15 to 49 years old) in City of Tagum totaled to 79,746 or 54.2 percent of the 147,165 female household population in the city in 2020. (Table 1)

Reference No. : SRDDN2022-025
Subject : Special Release on Age and Sex Distribution of Household Population in Tagum City,
Davao del Norte (2020 Census of Population and Housing)
Date of Release : 22 September 2022

Aging Index

In City of Tagum, the aging index or the proportion of persons aged 60 years old and over per 100 persons under the age of 15 years old was computed at 26.6 percent in 2020. This means that, approximately, there is one person aged 60 years old and over for every four children under 15 years old.

Technical Notes

Household

A social unit consisting of person or a group of persons who sleep in the same housing unit and have a common arrangement in the preparation and consumption of food.

Household Population

This refers to all persons who are members of the household.

Sex Ratio

It is the number of males per one hundred females in population.

Median Age

It is the age that divides the population into two numerically equal groups; that is, half of the population are younger than this age and the other half are older.

Overall Dependency Ratio

It is the number of persons under 15 years old (young dependents) and persons aged 65 and older (old dependents) per one hundred persons 15 to 64 years old (working-age or economically-productive group) in a population.

Aging Index

It is calculated as the number of persons 60 years old and over per one hundred persons under the age of 15 years old.

Approved for Release:

PEPITO D. AMOYEN
Chief Statistical Specialist