



# SPECIAL RELEASE

## Age and Sex Distribution of Household Population in New Corella, Davao del Norte (2020 Census of Population and Housing)

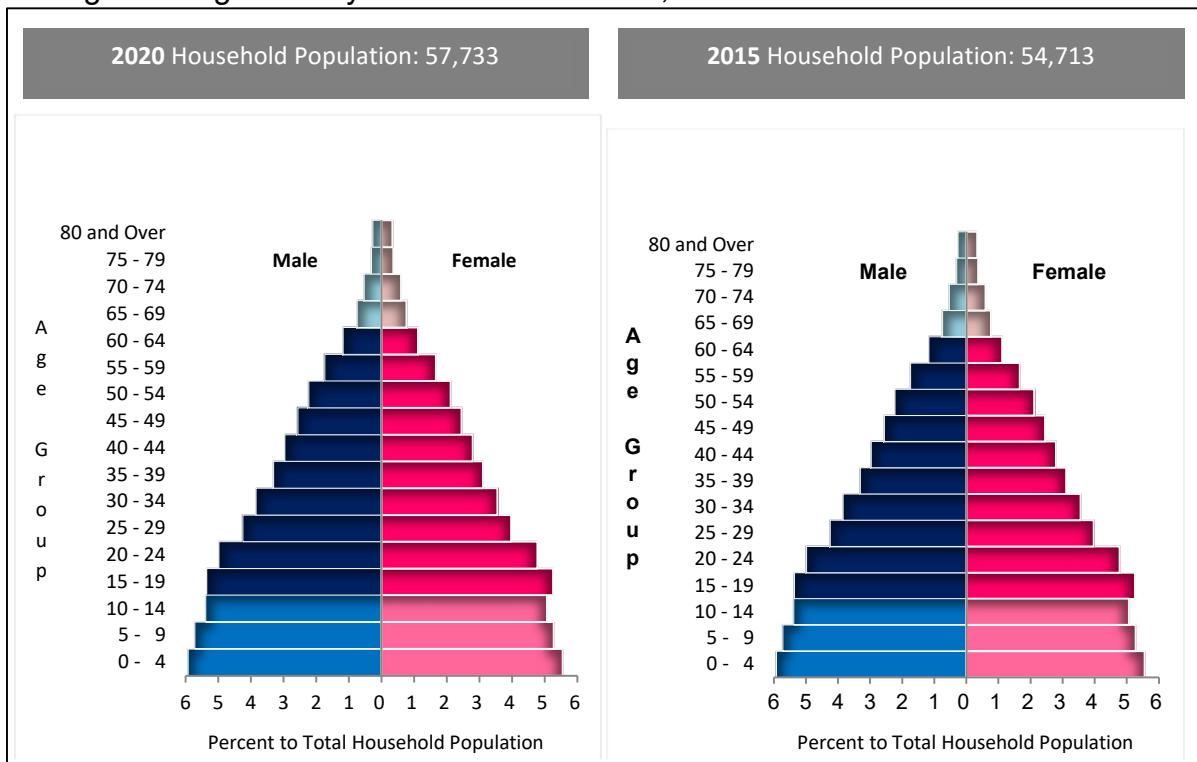
Date of Release : 20 September 2022  
 Reference No. : SRDDN2022-021

Based on the 2020 Census of Population and Housing (CPH), Davao del Norte had a total household population of 1,115,167 persons. Of this total, 5.2 percent or 57,733 persons were comprised of the household population from the municipality of New Corella.

Out of the 57,733 household population of New Corella in 2020; 30,301 (52.48%) were males while 27,432 (47.52%) were females. By age group, 18,027 (31.22%) were under 15 years of age (young dependents).

On the other hand, persons aged 15 to 64 years old (working-age or economically-active population) totaled to 36,404 (63.06%), while those in age groups 65 years old and over (old dependents) comprised the remaining 3,302 (5.72%).

Figure 1. Age-Sex Pyramid of New Corella, Davao del Norte: 2020 and 2015



Source: Philippine Statistics Authority, 2020 Census of Population and Housing, and 2015 Census of Population



Reference No. : SRDDN2022-021

Subject : Special Release on Age and Sex Distribution of Household Population in New Corella, Davao del Norte (2020 Census of Population and Housing)

Date of Release : 20 September 2022

Moreover, there were more males (87.39%) than females (86.75%) among the 0 to 54 years old age group. Among the older age group (55 years old and over), males (12.61%) outnumbered the females (13.25%).

Table 1. Number and Percent to All Ages of Household Population and Sex Ratio by Selected Age Group: New Corella, Davao del Norte, 2020

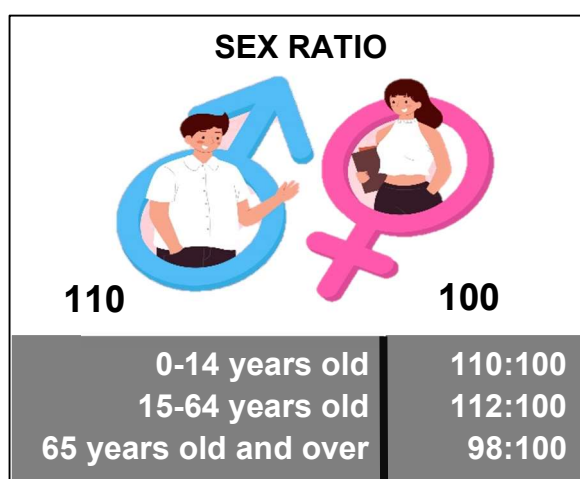
Age Group and Year	Number			Percent to All Ages(%)			Sex Ratio
	Both Sexes	Male	Female	Both Sexes	Male	Female	
All Ages	57,733	30,301	27,432				110
0 - 4 years	6,002	3,173	2,829	10.4	10.5	10.3	112
0 - 14 years	18,027	9,434	8,593	31.2	31.1	31.3	110
5 - 24 years	21,986	11,455	10,531	38.1	37.8	38.4	109
15 - 49 years	29,591	15,643	13,948	51.3	51.6	50.8	112
15 - 64 years	36,404	19,235	17,169	63.1	63.5	62.6	112
60 years and over	5,175	2,608	2,567	9.0	8.6	9.4	102
65 years and over	3,302	1,632	1,670	5.7	5.4	6.1	98

Source: Philippine Statistics Authority, 2020 Census of Population and Housing

## Sex Ratio

1. The sex ratio in the municipality of New Corella was computed at 110 in 2020. This suggests that there were 110 males for every 100 females in the household population. (Table 1)
2. In 2020, children aged below 15 years old and those aged 15 to 64 years old had a sex ratio of 110 and 112 respectively. On the other hand, those aged 65 years old and over had a sex ratio of 98 males per 100 females. This depicts a longer life expectancy among females than males. (Table 1 and Figure 2)

Figure 2. Sex Ratio by Selected Age Group of New Corella, Davao del Norte: 2020




Source: Philippine Statistics Authority, 2020 Census of Population and Housing

## Median age

The median age of the population of the municipality of New Corella is calculated at 25.9 years old, which means that half of the household population was younger than 25.9 years, while the other half is older than 25.9 years. This is higher than the median

ages of 24.5 years and 23.0 years that were posted in 2015 and 2010, respectively. (Figure 3)

Figure 3. Median Age of New Corella, Davao del Norte Population: 2020



Source: Philippine Statistics Authority, 2020 Census of Population and Housing, 2015 Census of Population, and 2010 Census of Population and Housing,

### Dependency Ratio

The overall dependency ratio of the population of New Corella, Davao del Norte was computed at 59, which indicates that for every 100 working-age or economically-active population, there were about 59 dependents (50 young dependents and 9 old dependents).

Table 2. Age Dependency Ratio of Household Population by Sex: New Corella, Davao del Norte, 2020

Dependency Ratio	Both Sexes	Male	Female
Overall	59	58	60
Young	50	49	50
Old	9	8	10

Source: Philippine Statistics Authority, 2020 Census of Population and Housing

### There are more males than females in children under five years old

Children below five years old comprised 10.4 percent (6,002) of the household population in New Corella. The sex ratio of the same age group was computed at 112 males per 100 females. (Table 1 and Figure 4)

Figure 4. Sex Ratio of Children under Five Years Old: New Corella, Davao del Norte, 2020



Reference No. : SRDDN2022-021

Subject : Special Release on Age and Sex Distribution of Household Population in New Corella, Davao del Norte (2020 Census of Population and Housing)


Date of Release : 20 September 2022

Source: Philippine Statistics Authority, 2020 Census of Population and Housing

## School-age Population

In 2020, the school-age population (5 to 24 years old) in New Corella is recorded at 21,986 or 38.1 percent of the total household population.

Figure 5. Sex Ratio by Selected Age Group of New Corella, Davao del Norte: 2020

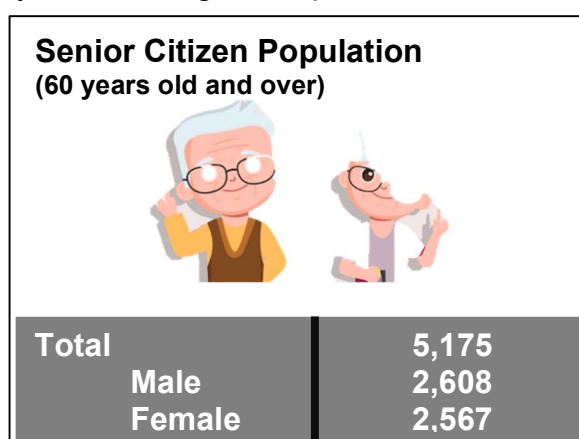


Source: Philippine Statistics Authority, 2020 Census of Population and Housing

## Senior Citizens among the household population

In the Philippines, people aged 60 years old and over are regarded as senior citizens. In New Corella, they made up 9.0 percent (2,567) of the household population in 2020 in the same municipality. There were more males (50.40%) than females (49.60%) among the senior citizens in the same reference period. (Table 1 and Figure 6)

Figure 6. Sex Ratio by Selected Age Group of New Corella, Davao del Norte: 2020



Source: Philippine Statistics Authority, 2020 Census of Population and Housing

## Reproductive age among the female population

Women of reproductive age (15 to 49 years old) in New Corella totaled to 13,948 or 50.8 percent of the 27,432 female household population in the municipality in 2020. (Table 1)

Reference No. : SRDDN2022-021

Subject : Special Release on Age and Sex Distribution of Household Population in New Corella,  
Davao del Norte (2020 Census of Population and Housing)

Date of Release : 20 September 2022

## **Aging Index**

In New Corella, the aging index or the proportion of persons aged 60 years old and over per 100 persons under the age of 15 years old was computed at 28.7 percent in 2020. This means that, approximately, there is one person aged 60 years old and over for every four children under 15 years old.

### **Technical Notes**

#### **Household**

A social unit consisting of person or a group of persons who sleep in the same housing unit and have a common arrangement in the preparation and consumption of food.

#### **Household Population**

This refers to all persons who are members of the household.

#### **Sex Ratio**

It is the number of males per one hundred females in population.

#### **Median Age**

It is the age that divides the population into two numerically equal groups; that is, half of the population are younger than this age and the other half are older.

#### **Overall Dependency Ratio**

It is the number of persons under 15 years old (young dependents) and persons aged 65 and older (old dependents) per one hundred persons 15 to 64 years old (working-age or economically-productive group) in a population.

#### **Aging Index**

It is calculated as the number of persons 60 years old and over per one hundred persons under the age of 15 years old.

Approved for Release:

**PEPITO D. AMOYEN**

Chief Statistical Specialist