



SPECIAL RELEASE

Age and Sex Distribution of Household Population in Davao del Norte (2020 Census of Population and Housing)

Date of Release : 1 September 2022

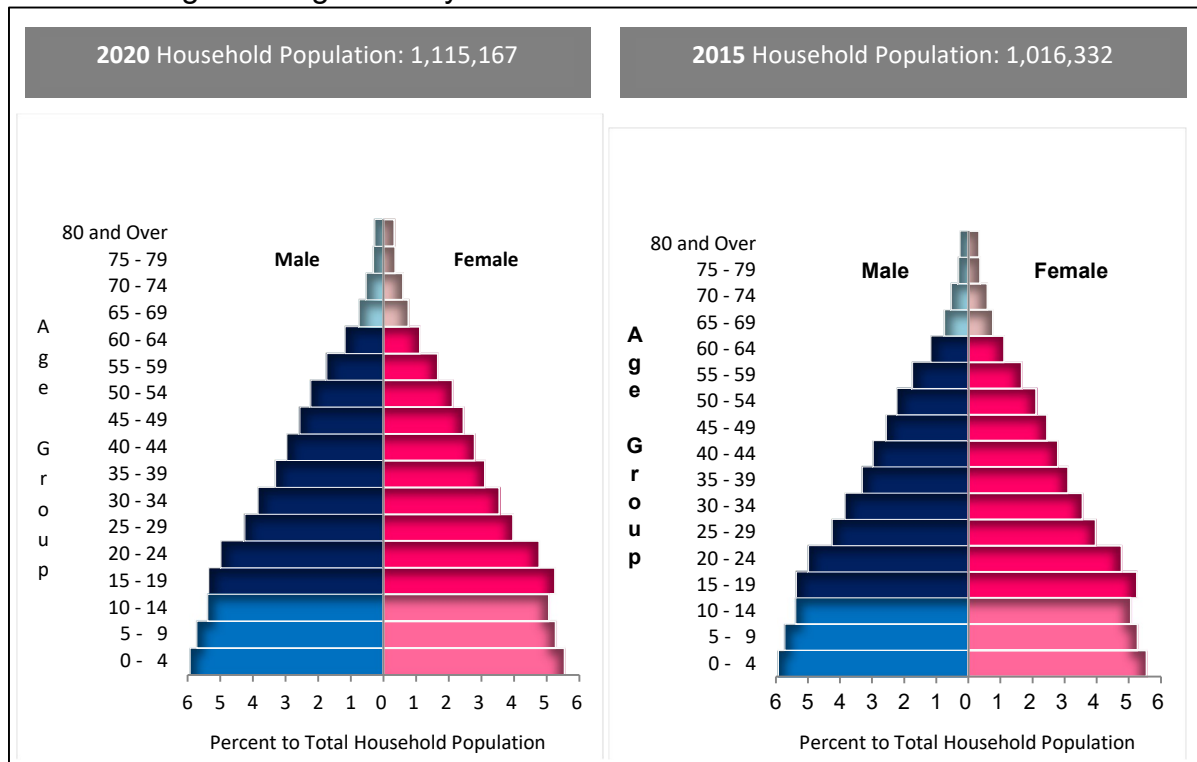
Reference No. : SRDDN2022-015

Based on the 2020 Census of Population and Housing (CPH), Davao del Norte had a total population of 1,125,057 persons. Of this total, 99.12 percent or 1,115,167 persons were comprised of the household population.

Out of the 1.12 million household population of Davao del Norte in 2020; 570,660 (51.17%) were males while 544,507 (48.83%) were females. By age group, 350,217 (31.4%) were under 15 years of age (young dependents).

On the other hand, persons aged 15 to 64 years old (working-age or economically-active population) totaled to 708,366 (63.52%), while those in age groups 65 years old and over (old dependents) comprised the remaining 56,584 (5.07%).

Figure 1. Age-Sex Pyramid of Davao del Norte: 2020 and 2015



Source: Philippine Statistics Authority, 2020 Census of Population and Housing, and 2015 Census of Population



Moreover, there were more males (88.56%) than females (87.54%) among the 0 to 54 years old age group. Meanwhile, among the older age group (55 years old and over), females (12.46%) outnumbered the males (11.44%).

Table 1. Number and Percent to All Ages of Household Population and Sex Ratio by Selected Age Group: Davao del Norte, 2020

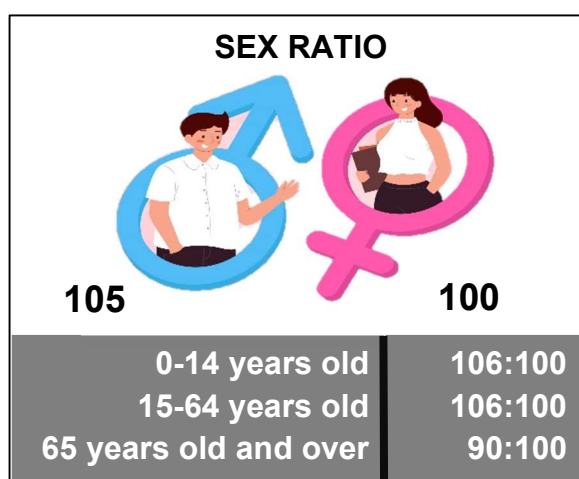
Age Group and Year	Number			Percent to All Ages (%)			Sex Ratio
	Both Sexes	Male	Female	Both Sexes	Male	Female	
All Ages	1,115,167	570,660	544,507				105
0-4 years old	117,968	60,695	57,273	10.6	10.6	10.5	106
0-14 years old	350,217	180,164	170,053	31.4	31.6	31.2	106
5-24 years old	433,945	222,014	211,931	38.9	38.9	38.9	105
15-49 years old	582,717	300,090	282,627	52.3	52.6	51.9	106
15-64 years old	708,366	363,732	344,634	63.5	63.7	63.3	106
60 years and over	91,761	44,297	47,464	8.2	7.8	8.7	93
65 years and over	56,584	26,764	29,820	5.1	4.7	5.5	90

Source: Philippine Statistics Authority, 2020 Census of Population

Sex Ratio

1. The sex ratio in Davao del Norte was computed at 105 in 2020. This suggests that there were 105 males for every 100 females in the household population. (Table 1)
2. In 2020, children aged below 15 years old; and those aged 15 to 64 years old had the same sex ratio of 106 males per 100 females. On the other hand, those aged 65 years old and over had a sex ratio of 90 males per 100 females. This depicts a longer life expectancy among females than males. (Table 1 and Figure 2)

Figure 2. Sex Ratio by Selected Age Group of Davao del Norte: 2020




Source: Philippine Statistics Authority, 2020 Census of Population and Housing

Median age

The median age of the population of Davao del Norte is calculated at 25.3 years old, which means that half of the household population was younger than 25.3 years,

while the other half is older than 25.3 years. This is higher than the median ages of 24.3 years and 23.3 years that were posted in 2015 and 2010, respectively. (Figure 3)

Figure 3. Median Age of Davao del Norte Population: 2020



Source: Philippine Statistics Authority, 2020 Census of Population and Housing, 2015 Census of Population, and 2010 Census of Population and Housing,

Dependency Ratio

The overall dependency ratio of the population of Davao del Norte was computed at 57, which indicates that for every 100 working-age or economically-active population, there were about 57 dependents (49 young dependents and 8 old dependents).

Table 2. Age Dependency Ratio of Household Population by Sex: Davao del Norte, 2020

Dependency Ratio	Both Sexes	Male	Female
Overall	57	57	58
Young	49	50	49
Old	8	7	9

Source: Philippine Statistics Authority, 2020 Census of Population and Housing

There are more males than females in children under five years old

Children below five years old comprised 10.6 percent (117,968) of the household population in Davao del Norte. The sex ratio of the same age group was computed at 106 males per 100 females. (Table 1 and Figure 4)

Figure 4. Sex Ratio of Children under Five Years Old: Davao del Norte, 2020



Source: Philippine Statistics Authority, 2020 Census of Population and Housing

Reference No. : SRDDN2022-015


Subject : Special Release on Age and Sex Distribution of Household Population in Davao del Norte
(2020 Census of Population and Housing)

Date of Release : 01 September 2022

School-age Population

In 2020, the school-age population (5 to 24 years old) in Davao del Norte is recorded at 433,945 or 38.91 percent of the total household population.

Figure 5. Sex Ratio by Selected Age Group of Davao del Norte: 2020

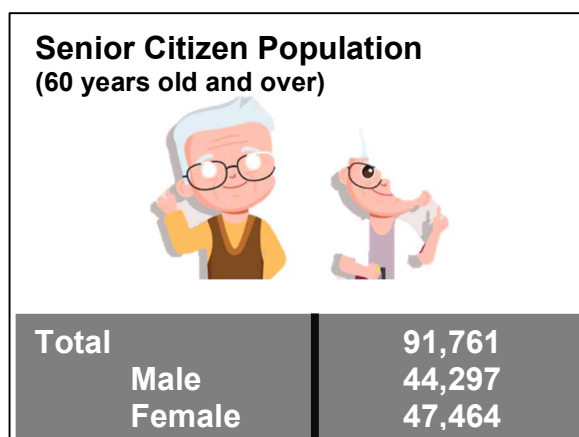


Source: Philippine Statistics Authority, 2020 Census of Population and Housing

Senior Citizens among the household population

In the Philippines, people aged 60 years old and over are regarded as senior citizens. In Davao del Norte, they made up 8.23 percent (91,761) of the household population in 2020 in the same province. There were more females (51.7%) than males (48.3%) among the senior citizens in the same reference period. (Table 1 and Figure 6)

Figure 6. Sex Ratio by Selected Age Group of Davao del Norte: 2020



Source: Philippine Statistics Authority, 2020 Census of Population and Housing

Reproductive age among the female population

Women of reproductive age (15 to 49 years old) in Davao del Norte totaled to 282,627 or 51.9 percent of the 544,507 female household population in the province in 2020. (Table 1)

Reference No. : SRDDN2022-015

Subject : Special Release on Age and Sex Distribution of Household Population in Davao del Norte
(2020 Census of Population and Housing)

Date of Release : 01 September 2022

Aging Index

In Davao del Norte, the aging index or the proportion of persons aged 60 years old and over per 100 persons under the age of 15 years old was computed at 26.2 percent in 2020. This means that, approximately, there is one person aged 60 years old and over for every four children under 15 years old.

Technical Notes

Household

A social unit consisting of person or a group of persons who sleep in the same housing unit and have a common arrangement in the preparation and consumption of food.

Household Population

This refers to all persons who are members of the household.

Sex Ratio

It is the number of males per one hundred females in population.

Median Age

It is the age that divides the population into two numerically equal groups; that is, half of the population are younger than this age and the other half are older.

Overall Dependency Ratio

It is the number of persons under 15 years old (young dependents) and persons aged 65 and older (old dependents) per one hundred persons 15 to 64 years old (working-age or economically-productive group) in a population.

Aging Index

It is calculated as the number of persons 60 years old and over per one hundred persons under the age of 15 years old.

Approved for Release:

PEPITO D. AMOYEN

Chief Statistical Specialist