



SPECIAL RELEASE

Age and Sex Distribution of Household Population in Braulio E. Dujali, Davao del Norte (2020 Census of Population and Housing)

Date of Release : 26 September 2022

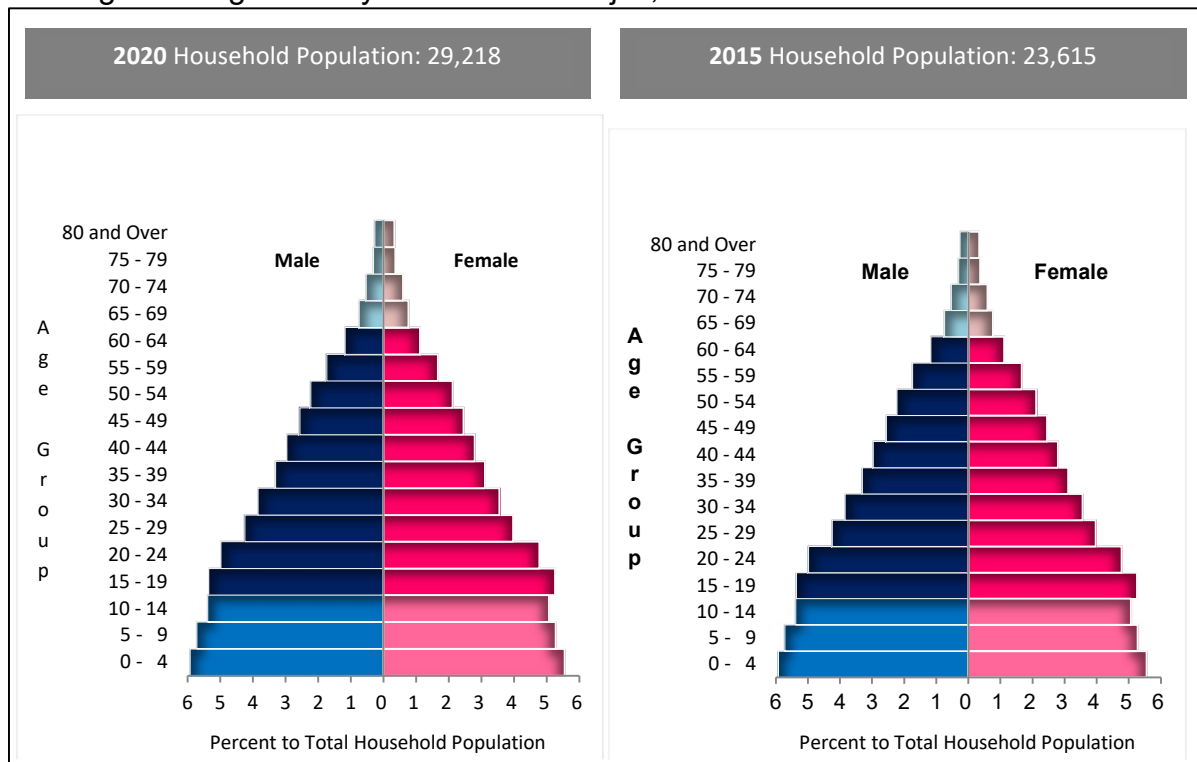
Reference No. : SRDDN2022-027

Based on the 2020 Census of Population and Housing (CPH), Davao del Norte had a total household population of 1,115,167 persons. Of this total, 2.6 percent or 29,218 persons were comprised of the household population from the municipality of B.E. Dujali.

Out of the 29,218 household population of B.E. Dujali in 2020; 14,906 (51.02%) were males while 14,312 (48.98%) were females. By age group, 9,066 (31.03%) were under 15 years of age (young dependents).

On the other hand, persons aged 15 to 64 years old (working-age or economically-active population) totaled to 18,854 (64.53%), while those in age groups 65 years old and over (old dependents) comprised the remaining 1,298 (4.44%).

Figure 1. Age-Sex Pyramid of B.E. Dujali, Davao del Norte: 2020 and 2015



Source: Philippine Statistics Authority, 2020 Census of Population and Housing, and 2015 Census of Population



Reference No. : SRD SRDDN2022-026DN2022-027
 Subject : Special Release on Age and Sex Distribution of Household Population in Brulio E. Dujali, Davao del Norte (2020 Census of Population and Housing)
 Date of Release : 26 September 2022

Moreover, there were more males (89.69%) than females (89.08%) among the 0 to 54 years old age group. Among the older age group (55 years old and over), females (10.92%) outnumbered the males (10.31%).

Table 1. Number and Percent to All Ages of Household Population and Sex Ratio by Selected Age Group: B.E. Dujali, Davao del Norte, 2020

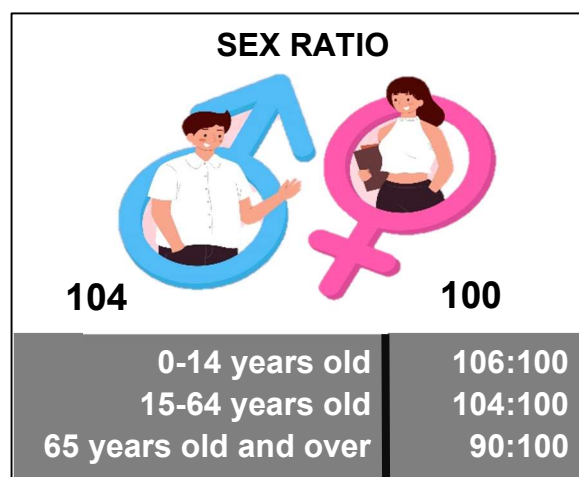
Age Group and Year	Number			Percent to All Ages(%)			Sex Ratio
	Both Sexes	Male	Female	Both Sexes	Male	Female	
All Ages	29,218	14,906	14,312				104
0 - 4 years	3,021	1,602	1,419	10.3	10.7	9.9	113
0 - 14 years	9,066	4,662	4,404	31.0	31.3	30.8	106
5 - 24 years	11,410	5,810	5,600	39.1	39.0	39.1	104
15 - 49 years	15,791	8,057	7,734	54.0	54.1	54.0	104
15 - 64 years	18,854	9,628	9,226	64.5	64.6	64.5	104
60 years and over	2,116	1,016	1,100	7.2	6.8	7.7	92
65 years and over	1,298	616	682	4.4	4.1	4.8	90

Source: Philippine Statistics Authority, 2020 Census of Population and Housing

Sex Ratio

1. The sex ratio in the municipality of B.E. Dujali was computed at 104 in 2020. This suggests that there were 104 males for every 100 females in the household population. (Table 1)
2. In 2020, children aged below 15 years old and those aged 15 to 64 years old had a sex ratio of 106 and 104 respectively. On the other hand, those aged 65 years old and over had a sex ratio of 90 males per 100 females. This depicts a longer life expectancy among females than males. (Table 1 and Figure 2)

Figure 2. Sex Ratio by Selected Age Group of B.E. Dujali, Davao del Norte: 2020




Source: Philippine Statistics Authority, 2020 Census of Population and Housing

Median age

The median age of the population of the municipality of B.E. Dujali is calculated at 25.3 years old, which means that half of the household population was younger than

25.3 years, while the other half is older than 25.3 years. This is higher than the median ages of 23.8 years and 22.9 years that were posted in 2015 and 2010, respectively.

Figure 3. Median Age of B.E. Dujali, Davao del Norte Population: 2020



Source: Philippine Statistics Authority, 2020 Census of Population and Housing, 2015 Census of Population, and 2010 Census of Population and Housing,

Dependency Ratio

The overall dependency ratio of the population of B.E. Dujali, Davao del Norte was computed at 55, which indicates that for every 100 working-age or economically-active population, there were about 55 dependents (48 young dependents and 7 old dependents).

Table 2. Age Dependency Ratio of Household Population by Sex: B.E. Dujali, Davao del Norte, 2020

Dependency Ratio	Both Sexes	Male	Female
Overall	55	55	55
Young	48	49	48
Old	7	6	7

Source: Philippine Statistics Authority, 2020 Census of Population and Housing

There are more males than females in children under five years old

Children below five years old comprised 10.3 percent (3,021) of the household population in B.E. Dujali. The sex ratio of the same age group was computed at 113 males per 100 females. (Table 1 and Figure 4)

Figure 4. Sex Ratio of Children under Five Years Old: B.E. Dujali, Davao del Norte, 2020

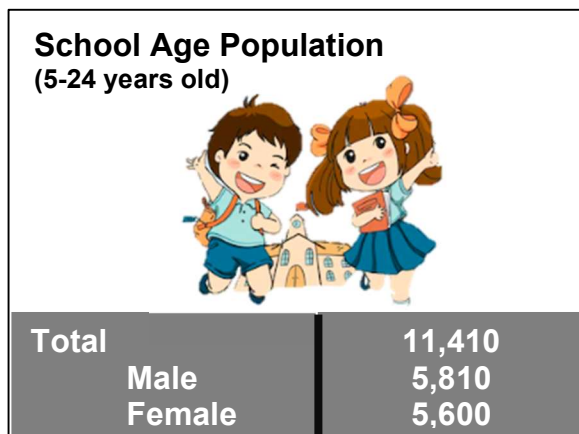


Source: Philippine Statistics Authority, 2020 Census of Population and Housing

School-age Population

In 2020, the school-age population (5 to 24 years old) in B.E. Dujali is recorded at 11,410 or 39.1 percent of the total household population.

Figure 5. Sex Ratio by Selected Age Group of B.E. Dujali, Davao del Norte: 2020

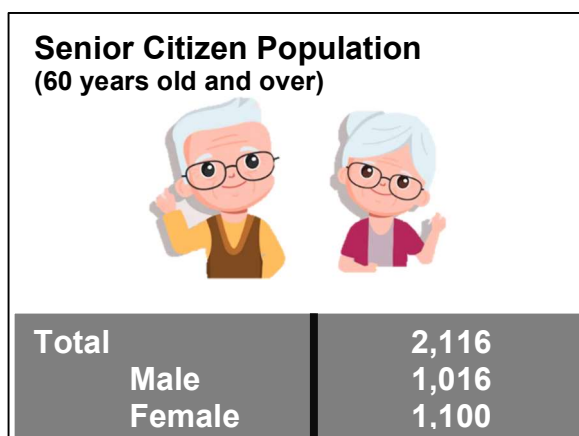


Source: Philippine Statistics Authority, 2020 Census of Population and Housing

Senior Citizens among the household population

In the Philippines, people aged 60 years old and over are regarded as senior citizens. In B.E. Dujali, they made up 7.2 percent (2,116) of the household population in 2020 in the same municipality. There were more females (51.98%) than males (48.02%) among the senior citizens in the same reference period. (Table 1 and Figure 6)

Figure 6. Sex Ratio by Selected Age Group of B.E. Dujali, Davao del Norte: 2020



Source: Philippine Statistics Authority, 2020 Census of Population and Housing

Reproductive age among the female population

Women of reproductive age (15 to 49 years old) in B.E. Dujali totaled to 7,734 or 54.0 percent of the 14,312 female household population in the municipality in 2020. (Table 1)

Reference No. : SRD SRDDN2022-026DN2022-027
Subject : Special Release on Age and Sex Distribution of Household Population in Braulio E. Dujali, Davao del Norte (2020 Census of Population and Housing)
Date of Release : 26 September 2022

Aging Index

In B.E. Dujali, the aging index or the proportion of persons aged 60 years old and over per 100 persons under the age of 15 years old was computed at 23.3 percent in 2020. This means that, approximately, there is one person aged 60 years old and over for every four children under 15 years old.

Technical Notes

Household

A social unit consisting of person or a group of persons who sleep in the same housing unit and have a common arrangement in the preparation and consumption of food.

Household Population

This refers to all persons who are members of the household.

Sex Ratio

It is the number of males per one hundred females in population.

Median Age

It is the age that divides the population into two numerically equal groups; that is, half of the population are younger than this age and the other half are older.

Overall Dependency Ratio

It is the number of persons under 15 years old (young dependents) and persons aged 65 and older (old dependents) per one hundred persons 15 to 64 years old (working-age or economically-productive group) in a population.

Aging Index

It is calculated as the number of persons 60 years old and over per one hundred persons under the age of 15 years old.

Approved for Release:

PEPITO D. AMOYEN
Chief Statistical Specialist