

SPECIAL RELEASE

Age and Sex Distribution in Hagonoy (2020 Census of Population and Housing)

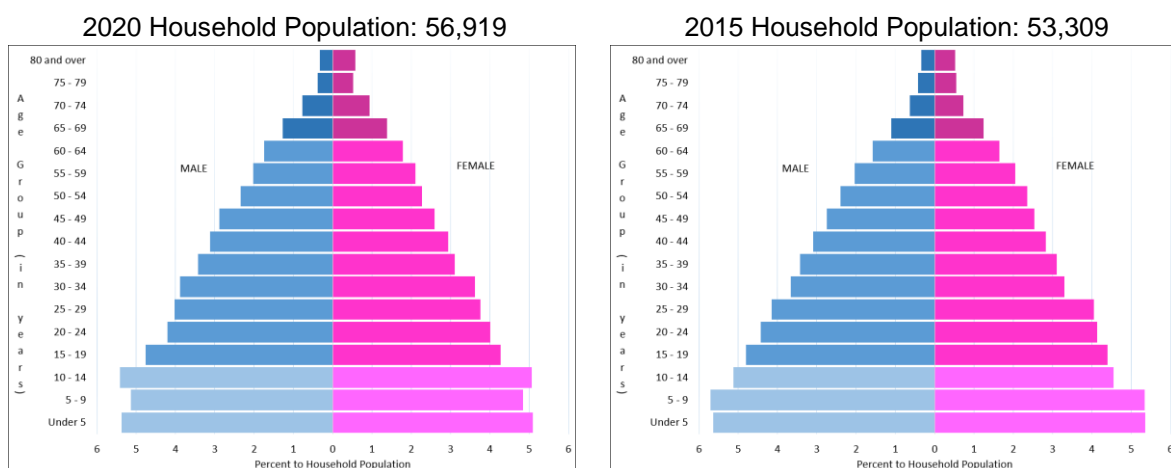
Date of Release: 05 June 2023
Reference No. SR-2023-06PSO24-013

HAGONOY, Davao del Sur

The 2020 Census of Population and Housing (2020 CPH) revealed that the Municipality of Hagonoy, Davao del Sur had a total population of 56,919 people. Out of this total, the household population involved 100.0% percent or even a number of 56,919 persons. This figure posted a 6.77 growth rate compared with the 2015 total population (53,309).

Of the 56,919 total household population in 2020, 29,107 (51.1%) were males while 27,812 (48.9%) were females. When it comes to the age group, 17,610 (30.9%) were under 15 years of age or the so-called young dependents. On the contrary, 35,797 persons aged 15-64 years were the so-called working age or economically-active population (62.9%) while those in age groups 65 years and over (old dependents) comprised the remaining 3,512 (6.2%). (Figure 1).

Figure 1. Age-Sex Pyramid of Hagonoy: 2020 and 2015



Sources: Philippine Statistics Authority, 2020 Census of Population and Housing and 2015 Census of Population

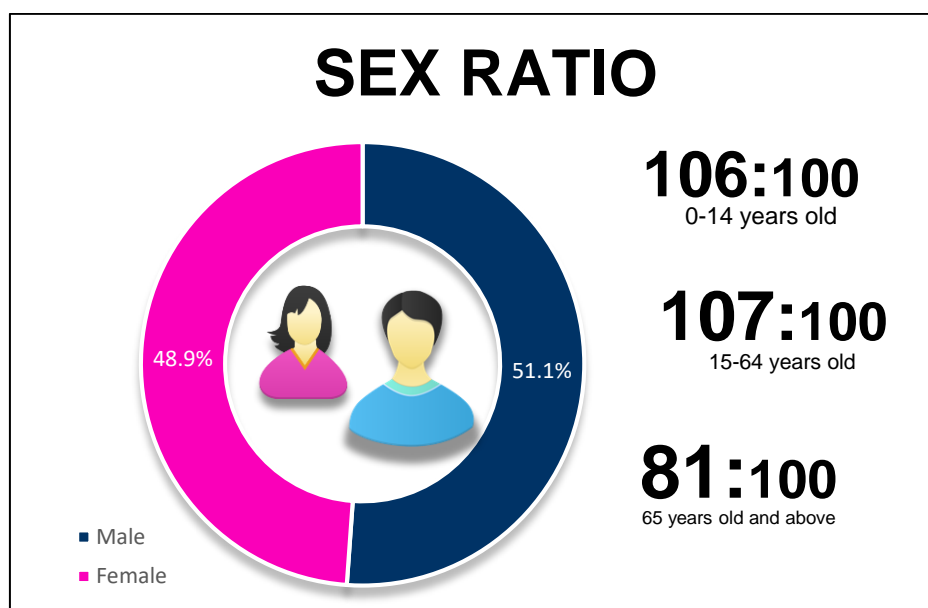
Meanwhile, there were more males 25,386 (51.8%) than females 23,660 (48.2%) among the 0 to 54 age group. On the other hand, among the older age group (55 years and over) a reverse scenario happened as females 4,152 (52.7%) overpowered 3,721 (47.3%) the males.

As to Average Household Size, Hagonoy, Davao del Sur posted 3.9 based on the 2020 CPH.

Sex Ratio showed 105 males per 100 females

1. The sex ratio in Hagonoy, Davao del Sur was figured out at 105 in 2020. This translates that there were 105 males for every 100 females in the area. (Figure 2).
2. In 2020 CPH, children below 15 years had a sex ratio of 106 males per 100 females while those aged 15 to 64 had a sex ratio of 101 males per 100 females. Furthermore, those aged 65 years and over had a sex ratio of 81 per 100 females which portrays a longer life expectancy among females than males, or males had a higher mortality rate than females in the older age groups.

Figure 2. Sex Ratio by Selected Age Group: Hagonoy, 2020



Median age sets at 28.4 years

For the 2020 CPH, the Median age of Hagonoy, Davao del Sur was computed at 28.4 which means that half of the household population was younger than 28.4 while the other half was older than 28.4 years.

Dependency Ratio

Hagonoy, Davao del Sur had an overall dependency ratio of 59 which implies that for every 100 working-age or economically-active population there were about 59 dependents specifically 49 young and 10 old dependents respectively. (Table 1).

**Table 1. Age Dependency Ratio of the Household Population by Sex:
Hagonoy, 2020 and 2015**

	2020			2015		
	Both Sexes	Male	Female	Both Sexes	Male	Female
Overall	59	58	60	59	59	60
Young	49	49	49	51	51	50
Old	10	9	11	9	8	10

Sources: Philippine Statistics Authority, 2020 Census of Population and Housing and 2015 Census of Population

Note: Details may not add up to total due to rounding.

Young males dominated females under 5 years old

Children below 5 years old accounted 10.6 percent (5,963) of the household population. The sex ratio lingered the same at 105 males per 100 females. (Table 2).

Table 2. Number and Percent to All Ages of Household Population and Sex Ratio by Selected Age Group: Hagonoy, 2020 and 2015

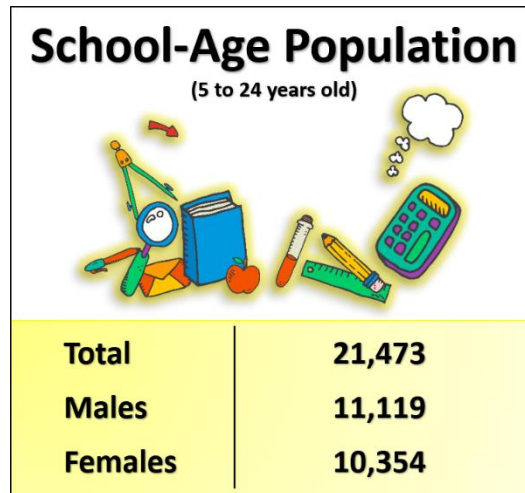
Age Group and Year	Number			Percent to All Ages (%)			Sex Ratio
	Both Sexes	Male	Female	Both Sexes	Male	Female	
2020							
All ages	56,919	29,107	27,812				105
0 - 4 years	5,963	3,061	2,902	10.5	10.5	10.4	105
0 - 14 years	17,610	9,070	8,540	30.9	31.2	30.7	106
5 - 24 years	21,473	11,119	10,354	37.7	38.2	37.2	107
15 - 49 years	28,806	14,980	13,826	50.6	51.5	49.7	108
15 - 64 years	35,797	18,467	17,330	32.9	63.4	62.3	107
18 years and over	36,098	18,343	17,755	63.4	63.0	63.8	103
60 years and over	5,521	2,565	2,956	9.7	8.8	10.6	87
65 years and over	3,512	1,570	1,942	6.2	5.4	7.0	81
2015							
All ages	53,295	27,348	25,947	11.0	11.0	11.0	105
0 - 4 years	5,859	3,002	2,857	31.7	32.1	31.3	108
0 - 14 years	16,896	8,772	8,124	38.5	39.1	37.8	109
5 - 24 years	20,507	10,696	9,811	50.7	51.3	50.0	108
15 - 49 years	27,014	14,037	12,977	62.8	63.1	62.4	106
15 - 64 years	33,445	17,244	16,201	62.6	62.2	63.1	104
18 years and over	33,381	17,020	16,361	8.8	7.9	9.6	87
60 years and over	4,672	2,172	2,500	5.5	4.9	6.3	82
65 years and over	2,954	1,332	1,622				

Sources: Philippine Statistics Authority, 2020 Census of Population and Housing and 2015 Census of Population

School Age Population slightly declined in 2020

The 2020 CPH results showed that the school-age population (5 to 24 years old) reported a total of 21,473 persons (37.7%) of the household population while in 2015, 20,507 (38.5%) school-age population was recorded. (Table 2 and Figure 3).

Figure 3. School-age Population by Sex: Hagonoy, 2020



Source: Philippine Statistics Authority, 2020 Census of Population

Voting age is at 63.4

The voting-age population or individuals aged 18 years and over accounted for 63.4 percent, or 36.1 thousand, of the total household population of Hagonoy in 2020. This is an increase from 62.6 percent, or 33.4 thousand, in 2015. (Table 2 and Figure 4).

Figure 4. Voting-Age Population by Sex: Hagonoy, 2020

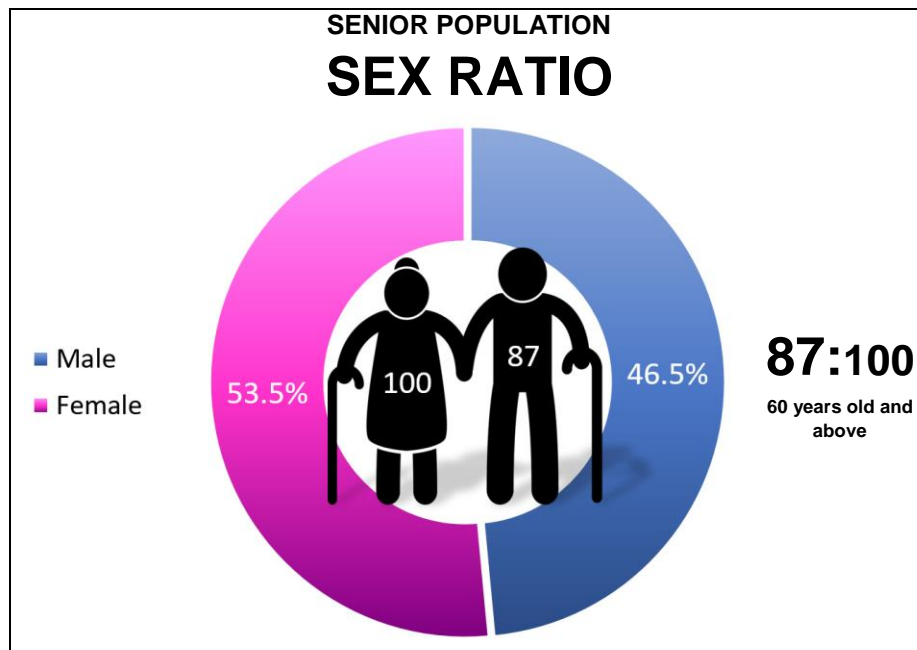


Source: Philippine Statistics Authority, 2020 Census of Population

Senior Citizens represent 9.7 percent of the household Population

In Hagonoy, Davao del Sur residents 60 years and over are referred to as senior citizens. They comprised 9.7 percent (5,521) of the household population in 2020, higher than about 1% percent (4,672) registered in 2015. By Sex ratio, there were more females (53.5%) than males (46.5) among the senior citizens in 2020. Likewise, the same trend was detected in 2015.

Figure 5. Senior Population by Sex: Hagonoy, 2020

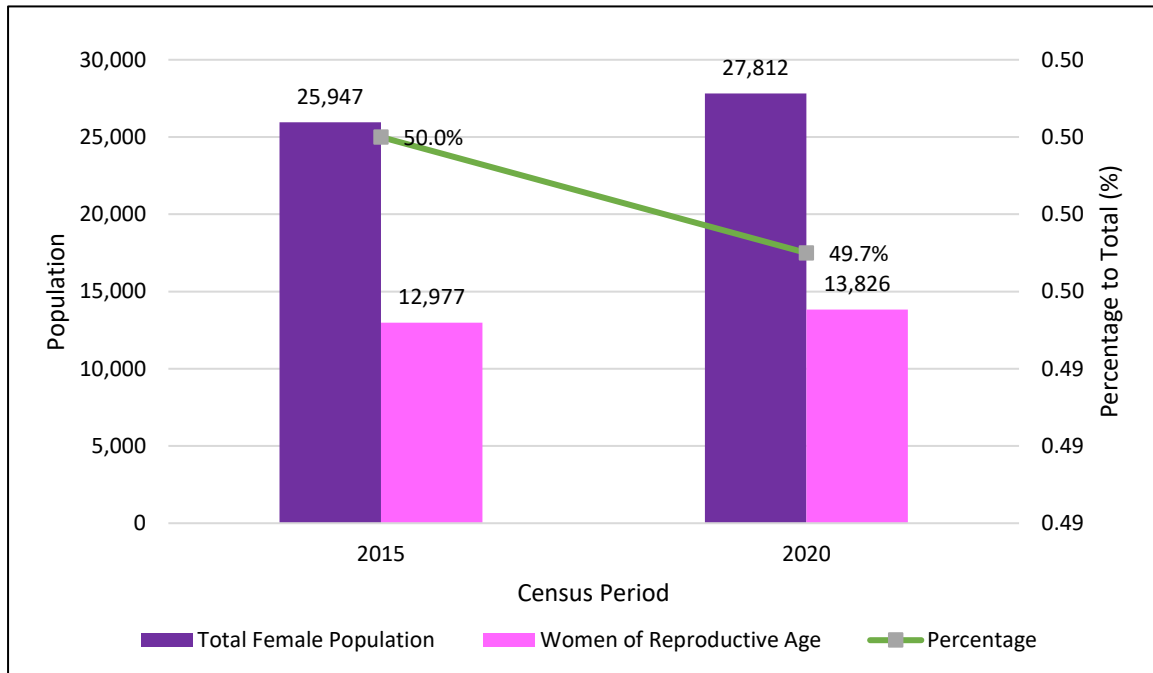


Source: Philippine Statistics Authority, 2020 Census of Population

About 50 percent of the female population is of reproductive age

Women of reproductive age (15-49 years of age) comprised 13,826 or about 49.7 percent of the 27,812 female household population in 2020. These data were almost the same compared with the 50.0% percent (12,977) posted in 2015.

Figure 6. Women of Reproductive Age: Hagonoy, 2015 and 2020

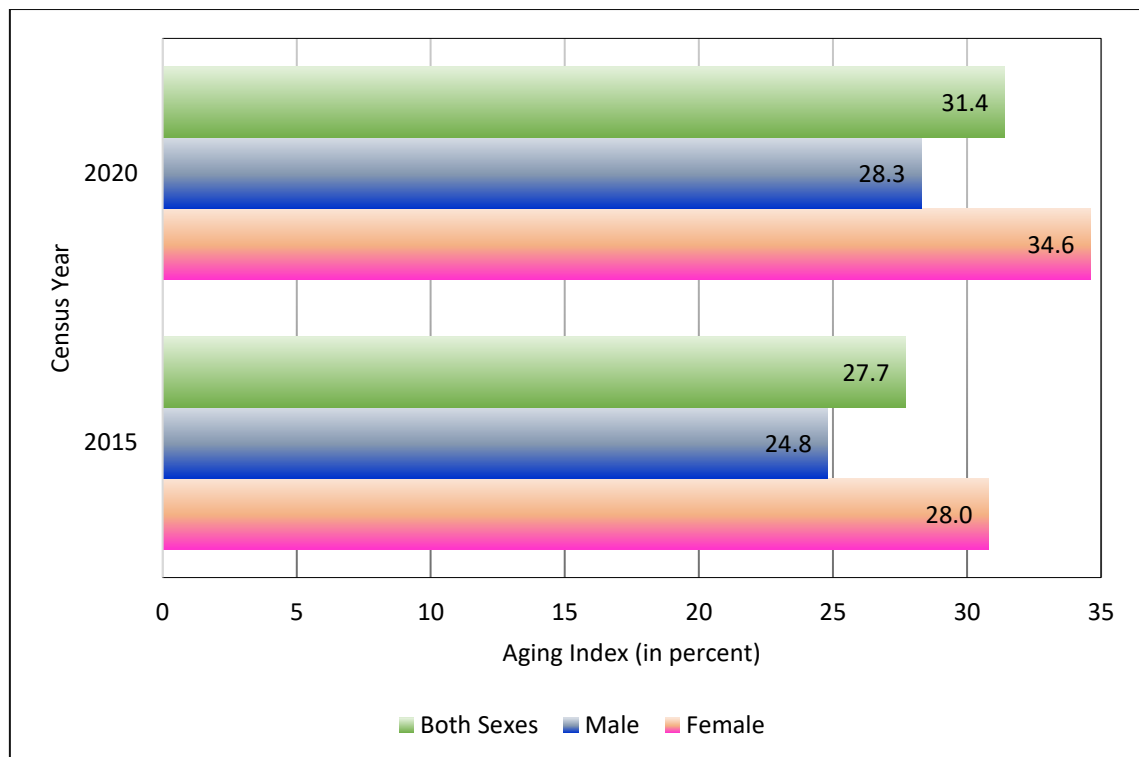


Sources: Philippine Statistics Authority, 2020 Census of Population and Housing and 2015 Census of Population

Aging index escalates by 3.7 points from 27.7 in 2015 to 31.4 in 2020

In Hagonoy, Davao del Sur, the aging index, or the proportion of persons aged 60 years and over per 100 persons under the age of 15 years was computed at 31.4 percent in 2020. This translates that there are around 31 persons aged 60 years and over for every one hundred children under 15 years old. In 2015, the aging index was 3.7 points lower at 27.7. (Table 2 and Figure 7).

Figure 7. Aging Index: Hagonoy, 2015 and 2020



Sources: Philippine Statistics Authority, 2020 Census of Population and Housing and 2015 Census of Population

Approved for Release:


ROGELIO T. LEBRIA
Chief Statistical Specialist

