

SPECIAL RELEASE

Age and Sex Distribution in Davao del Sur (2020 Census of Population and Housing)

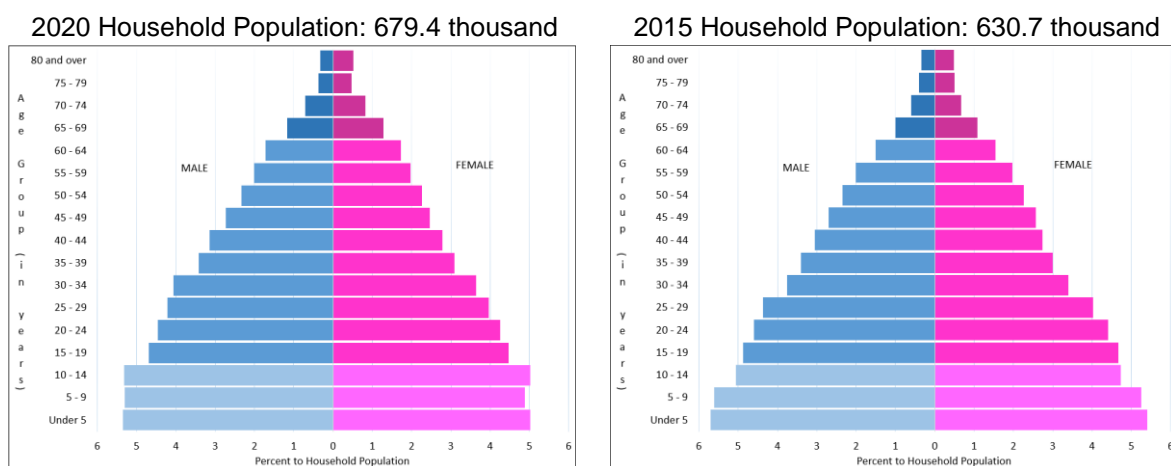
Date of Release: 29 May 2023

Reference No. SR-2023-05PSO24-006A

The province of Davao del Sur had a total population of 680,481 individuals based on the 2020 Census of Population and Housing or 2020 CPH. Comprising 99.8 percent of this total was the household population, which was 679,457 individuals.

Of the 679.4 thousand household population in 2020, 51.3 percent or 348.7 thousand individuals were male and 48.7 percent or 330.7 thousand individuals were female. Categorically by age group, 210.0 thousand (30.9%) were young dependents or individuals under 15 years old while 430.9 thousand (63.4%) were in the working-age group (15 to 64 years old) or the economically-active population. The remaining 38.57 thousand (5.7%) were old dependents or individuals 65 years old and over. Individuals aged 0 to 14 years old, 15 to 64 years old, and 65 years old and over accounted for 31.7, 63.2, and 5.1 percent, respectively, of the household population of Davao del Sur in 2015. (Figure 1).

Figure 1. Age-Sex Pyramid of Davao del Sur: 2020 and 2015



Sources: Philippine Statistics Authority, 2020 Census of Population and Housing, and 2015 Census of Population

Furthermore, among the age group of 0 to 54 years old, the number of males (87.7%) exceeded that of the number of females (86.0%). On the other hand, among the age group of 55 years old and over, there were fewer males (12.3%) than females (14.0%). A similar trend was also observed in 2015. (Figure 1).

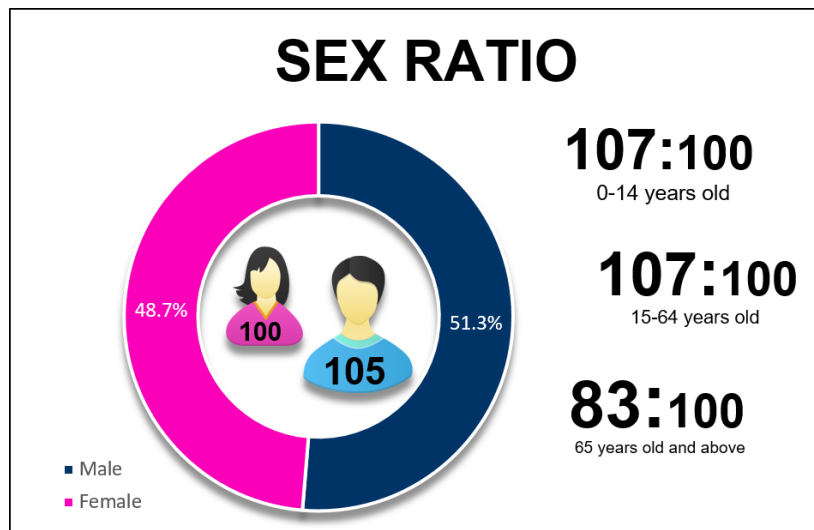
Computed median age is at 25.7 years

1. The median age in 2020 increased by 1.1 from 24.6 years in 2015. The median age of 25.7 indicates that half of the entire population was aged less than 25.7 and the other half were over the age of 25.7.

Sex Ratio remained at 105 males per 100 females

2. Of the total household population in 2020, 51.3 percent were male and 48.7 percent were female. This translates to 105 males for every 100 females. Categorically by age group, individuals under 15 years old had a sex ratio of 107 males per 100 females, individuals aged 15 to 64 years old also had a sex ratio of 107 males per 100 females, and individuals aged 65 years old and over had a sex ratio of 83 males per 100 females. (Figure 2).

Figure 2. Sex Ratio by Selected Age Group: Davao del Sur, 2020



Source: Philippine Statistics Authority, 2020 Census of Population

Dependency Ratio remains at 58 dependents for every 100 individuals in the working-age group

3. The overall dependency ratio in 2020 were 58 dependents for every 100 individuals in the working-age group or economically-active population. Among the 58 dependents, 49 were young dependents and nine were old dependents. A similar trend was observed in 2015, where the dependency ratio was computed at 58 dependents, with 50 young dependents and eight old dependents.

**Table 1. Age Dependency Ratio of the Household Population by Sex:
Davao del Sur, 2020 and 2015**

	2020			2015		
	Both Sexes	Male	Female	Both Sexes	Male	Female
Overall	58	57	59	58	57	59
Young	49	49	49	50	50	50
Old	9	8	10	8	7	9

Sources: Philippine Statistics Authority, 2020 Census of Population and Housing and 2015 Census of Population

Note: Details may not add up to total due to rounding.

Individuals under five years of age have a sex ratio of 106 males per 100 females

4. Comprising 10.4 percent (70.5 thousand) of the total household population in 2020 were children below the age of five. A downward trend compared to the 11.1 percent (70.0 thousand) posted in 2015. The sex ratio remained at 106 males per 100 females in 2020 as compared to in 2015. (Table 2).

Table 2. Number and Percent to All Ages of Household Population and Sex Ratio by Selected Age Group: Davao del Sur, 2020 and 2015

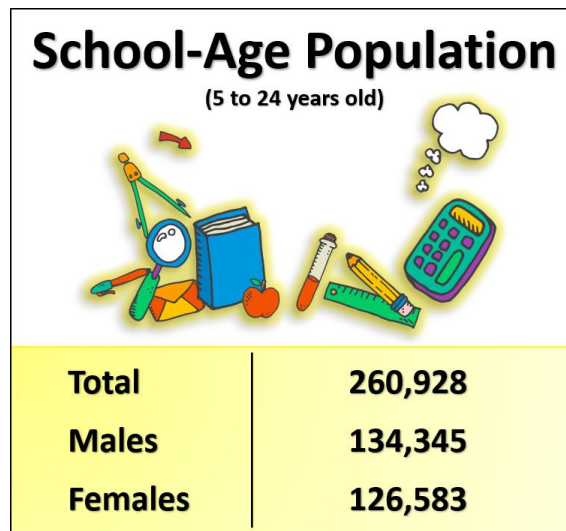
Age Group and Year	Number			Percent to All Ages (%)			Sex Ratio
	Both Sexes	Male	Female	Both Sexes	Male	Female	
2020							
All ages	679,457	348,739	330,718				105
0 - 4 years	70,489	36,320	34,169	10.4	10.4	10.3	106
0 - 14 years	209,987	108,527	101,460	30.9	31.1	30.7	107
5 - 24 years	260,928	134,345	126,583	38.4	38.5	28.3	106
15 - 30 years	188,389	96,804	91,585	27.7	27.8	27.7	106
15 - 49 years	349,117	181,523	167,594	51.4	52.1	50.7	108
15 - 64 years	430,902	222,670	208,232	63.4	63.9	63.0	107
18 years and over	431,502	220,555	210,947	63.5	63.2	63.8	105
60 years and over	62,031	29,236	32,795	9.1	8.4	9.9	89
65 years and over	38,568	17,542	21,026	5.7	5.0	6.4	83
2015							
All ages	630,672	323,500	307,172				105
0 - 4 years	70,005	35,963	34,042	11.1	11.1	11.1	106
0 - 14 years	200,130	103,220	96,910	31.7	31.9	31.5	107
5 - 24 years	247,101	127,005	120,096	39.2	39.3	39.1	106
15 - 30 years	179,751	87,330	92,421	28.5	27.0	30.1	94
15 - 49 years	325,096	168,643	156,453	51.5	52.1	50.9	108
15 - 64 years	398,503	205,575	192,928	63.2	63.5	62.8	107
18 years and over	393,831	192,329	201,502	62.4	59.5	65.6	95
60 years and over	51,335	24,229	27,106	8.1	7.5	8.8	89
65 years and over	32,039	14,705	17,334	5.1	4.5	5.6	85

Sources: Philippine Statistics Authority, 2020 Census of Population and Housing and 2015 Census of Population

School-Age Population computed at 38.4 percent

5. The school-age population, consisting of 5 to 24 year olds, accounted for 38.4 percent or 260.9 thousand of the 679.5 thousand household population in 2020. This was lower than the result reported in 2015 which was 39.2 percent or 247.1 thousand. (Table 2 and Figure 3).

Figure 3. School-age Population by Sex: Davao del Sur, 2020

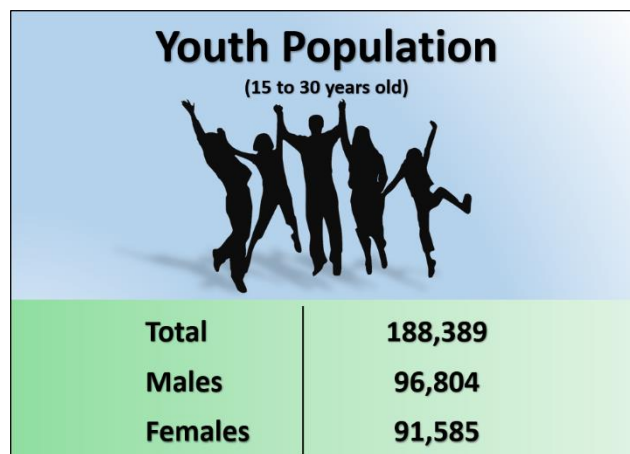


Source: Philippine Statistics Authority, 2020 Census of Population

About three youths for every ten individuals in Davao del Sur

6. Constituting 27.7 percent (188.4 thousand) of the household population of Davao del Sur in 2020 were the youth or individuals aged 15 to 30 years old. This was lower compared to what was reported in 2015 which was 28.5 percent (179.8 thousand). (Table 2 and Figure 4).

Figure 4. Youth Population by Sex: Davao del Sur, 2020



Source: Philippine Statistics Authority, 2020 Census of Population

More than three-fifths of the household population were of voting age

7. The voting-age population or individuals aged 18 years and over account for 63.5 percent, or 431.5 thousand, of the total household population of Davao del Sur in 2020. This an increase from 62.4 percent, or 393.8 thousand, from 2015. (Table 2 and Figure 5).

Figure 5. Voting-Age Population by Sex: Davao del Sur, 2020

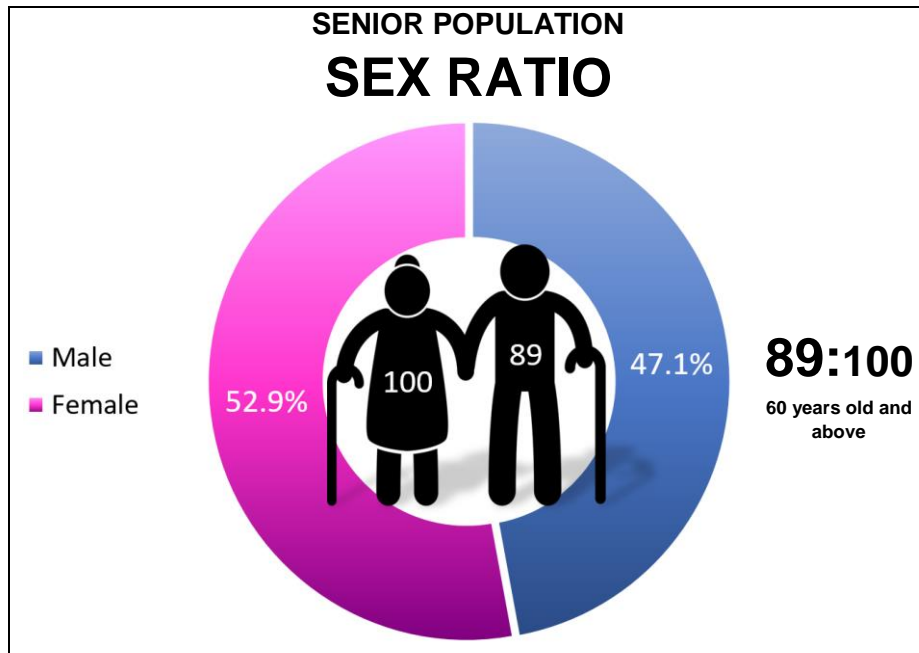


Source: Philippine Statistics Authority, 2020 Census of Population

Females outnumber males within the senior population

8. Of the total household population in 2020, senior citizens or individuals aged 60 years and over totaled 62.0 thousand or 9.1 percent. This was higher than the 8.1 percent reported in 2015. Females (52.9%) outnumber males (47.1%) within the senior population in 2020 translating to a sex ratio of 89 males per 100 females. A similar trend was observed in 2015 with the senior population having a sex ratio of 89 males per 100 females. (Table 2 and Figure 6).

Figure 6. Senior Population by Sex: Davao del Sur, 2020

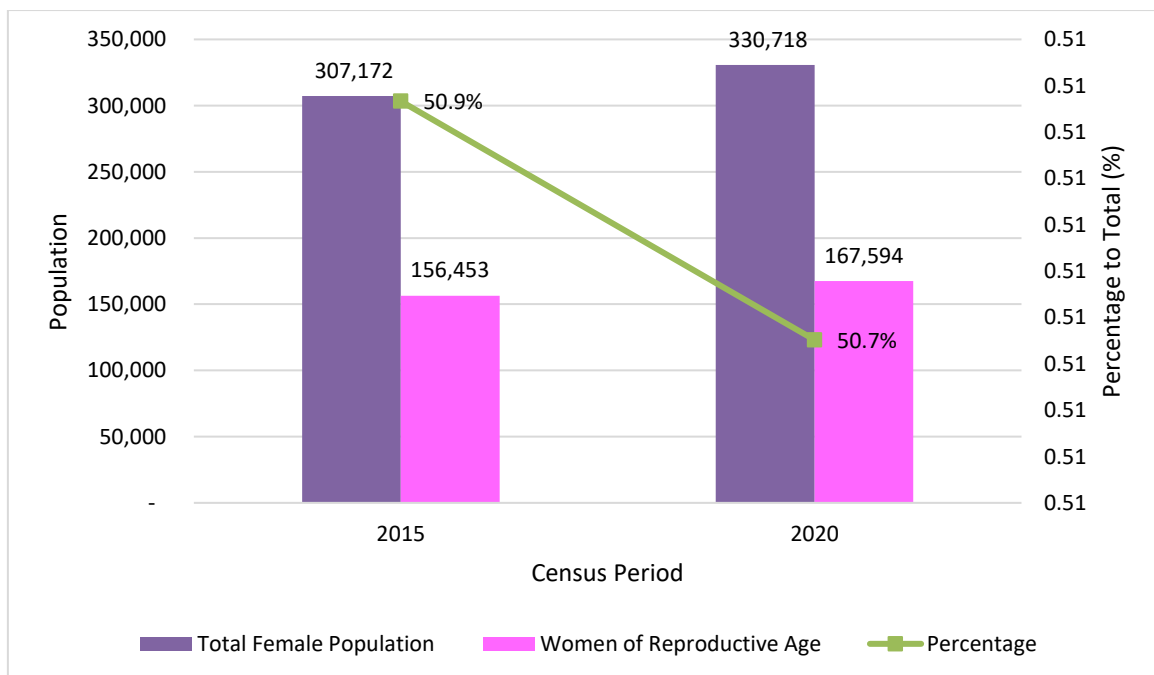


Source: Philippine Statistics Authority, 2020 Census of Population

Female household population of reproductive age dropped by 0.2 percent

- Totaling to 167.6 thousand individuals were women of reproductive age (15 to 49 years old). This was about 50.7 percent of the total female household population in 2020 – lower than the 50.9 percent reported in 2015. (Table 2 and Figure 7).

Figure 7. Women of Reproductive Age: Davao del Sur, 2015 and 2020

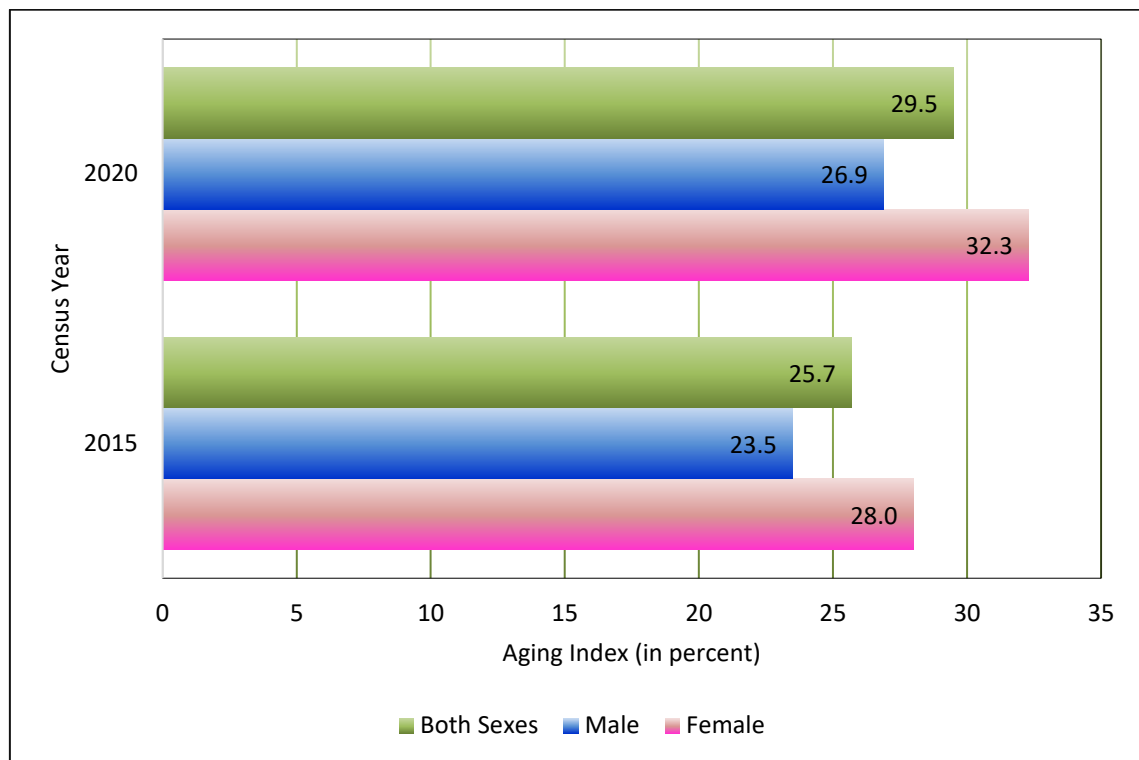


Sources: Philippine Statistics Authority, 2020 Census of Population and Housing and 2015 Census of Population

Aging index in 2020 increased by 3.8 points

10. Aging index refers to the number of seniors (aged 60 years and over) per 100 children younger than 15 years old in a specific population. Thus, the higher the index is, the older the population results. In 2020, the aging index was 29.5 percent, roughly translating to about three seniors per 10 children younger than 15 years old. The aging index in 2015 was 25.7 percent. (Table 2 and Figure 8).

Figure 8. Aging Index: Davao del Sur, 2015 and 2020



Sources: Philippine Statistics Authority, 2020 Census of Population and Housing and 2015 Census of Population

Approved for Release:


ROGELIO T. LEBRIA
Chief Statistical Specialist

