


# DAVAO OCCIDENTAL PALAY STATISTICS 4TH QUARTER 2022

## VOLUME OF PRODUCTION

**2022: 583.09mt**  
**2021: 699.38 mt**

**13.83% decrease**  
compared to last year  
same quarter's  
production




**474.05 mt**  
IRRIGATED

**109.04 mt**  
RAINFED



## AREA HARVESTED

**2022: 202.00 ha**  
**2021: 275.00ha**



**108.00 ha**  
IRRIGATED

**94.00 ha**  
RAINFED




**13.83% decrease**  
compared to last year  
same quarter's  
production

## YIELD

**2022: 2.89 mt/ha**  
**2021: 2.54 mt/ha**

**13.78% increase**  
compared to last year  
same quarter's yield



**4.39 mt/ha**  
IRRIGATED

**1.16 mt/ha**  
RAINFED



APPROVED FOR RELEASE:

Technical Notes:



Digitally signed  
by Madulin  
Jessie Akiatan  
Date: 2023.05.23  
12:18:04 +08'00'

**Production** refers to quantity **produced and actually harvested** during the reference period. It includes those harvested but damaged, stolen, given away, consumed, given as harvesters' and threshers' shares, reserved, etc

**JESSIE A. MADULIN**  
Chief Statistical Specialist



National Highway,  
Poblacion, Malita, Davao  
Occidental



davaooccidental@psa.gov.ph



(082) 237 - 4675