



SPECIAL RELEASE

Livestock and Poultry Inventory of Davao del Norte: As of January 1, 2022

Date of Release: 16 February 2023

Reference No.: SRDDN2023-004

*L*ivestock inventory in Davao del Norte decreased by 4.2 percent in January 1, 2022 compared to the same period in 2021

Livestock Inventory in Davao del Norte as of January 1, 2022 is reported at 201,305 heads. This denotes a 4.2 percent decline in inventory from the total heads of 210,033 in the year 2021 (Table 1).

The inventory of four livestock in Table 1 showed that Goats and Carabao increased in January 2022 by 0.3 percent and 0.2 percent, respectively, compared from the number of heads on January 1, 2021.

On the other hand, decline in inventories were shown in Swine by 6.3 percent, and Cattle by 6.2 percent.

**Table 1. Comparative Inventory by Type of Livestock of Davao del Norte:
January 1, 2021 and January 2022**

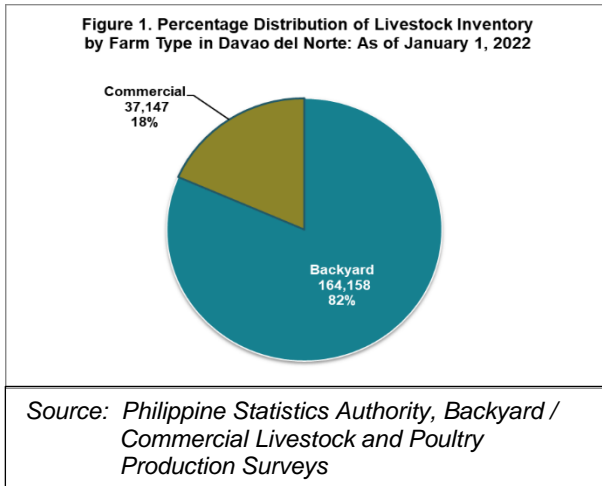
Type of Livestock	Inventory (in heads)		% Change
	As of January 1, 2021	As of January 1, 2022	
Total Livestock	210,033	201,305	-4.2
Carabao	14,556	14,579	0.2
Cattle	13,652	12,802	-6.2
Goat	53,542	53,729	0.3
Swine	128,283	120,195	-6.3

Source: Philippine Statistics Authority, Backyard/Commercial Livestock and Poultry Production Surveys

Of the total inventory by type of livestock in the province in January 2022, Swine showed the highest total number of heads (120,195), followed by Goat (53,729 heads), and Carabao (14,579 heads).

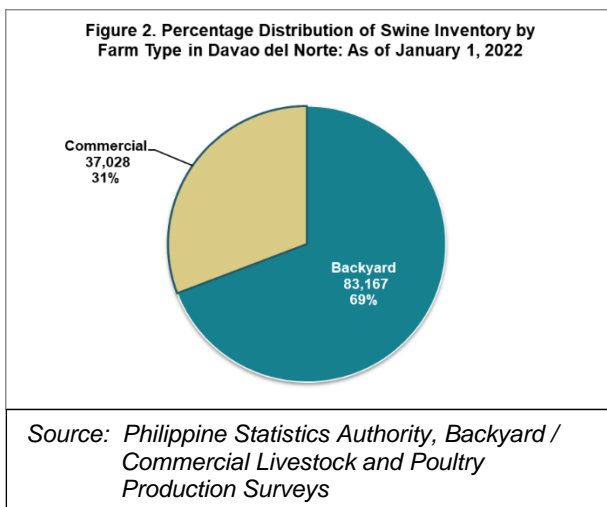
Carabao showed the least number of heads among the livestock with 12,802 heads.





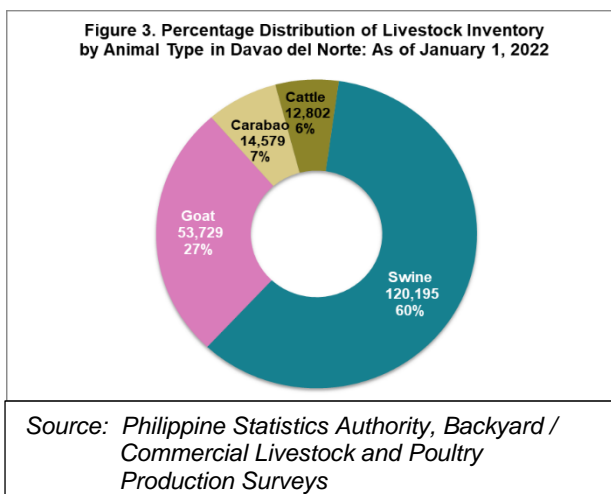
Livestock inventory for Carabao, Cattle, Goat, and Swine were mainly taken from backyard farms.

Shown in Figure 1, that 82 percent (164,158 heads) of the 201,305 total heads on January 1, 2022, were raised in backyard farms, while the remaining 18 percent were raised in commercial farms.



Swine inventory showed the highest decline of heads on the total livestock inventory (Table 1) with 6.3 percent change from the previous year. A deficit of 8,088 heads from 2021 inventory.

Figure 2 showed that out of the recorded 120,195 heads of Swine during the reference period 69 percent were raised in backyards farms (83,167 heads) and the remaining 37,028 were raised in commercial farms.



During the reference period, collected number of heads for Swine comprised almost 60 percent (120,195 heads) of total inventory in the province.

Goat consisted about 27 percent (53,729 heads), Carabao 7 percent (14,579 heads) and Cattle also roughly 6 percent with 12,802 heads.

*P*oultry inventory in Davao del Norte increased by 7.5% in as of January 1, 2022

In January 1, 2022, the Poultry Inventory by type in Davao del Norte was reported at 2,837,387 heads. This denotes a 7.5 percent ease in inventory from the previous year total heads of 2,640,139 (Table 2). The inventory lists the total number of heads for Chicken and Duck in 2022 with reported figures of 2,562,024 and 275,363, respectively.

For the type of chickens, Broiler recorded the highest percentage increase by 129.1 percent, followed by Layer (6.0 percent).

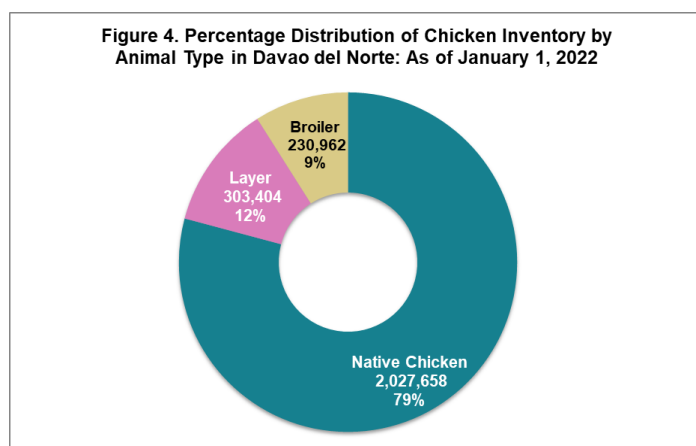
Moreover, increase was also observed for native chicken (2.4%).

Slight increase by 1.0 percent showed in the inventory of Duck during the period under review.

Table 2. Poultry Inventory by Animal Type in Davao del Norte: As of July 1, 2020 and July 1, 2021

Type of Poultry	Inventory (in heads)		% Change
	As of January 1, 2021	As of January 1, 2022	
Total Poultry	2,640,139	2,837,387	7.5
Chicken	2,367,546	2,562,024	8.2
Broiler	100,812	230,962	129.1
Layer	286,283	303,404	6.0
Native Chicken	1,980,451	2,027,658	2.4
Duck	272,593	275,363	1.0

Source: Philippine Statistics Authority, Backyard/Commercial Livestock and Poultry Production Surveys



During the period, Figure 4 showed that Native Chicken contributed 79 percent of the total chicken in the province. Chicken Layer, contributed 12 percent.

While, Broiler shown to have the least contribution in the inventory with 9 percent.

Source: Philippine Statistics Authority, Backyard/Commercial Livestock and Poultry Production Surveys

TECHNICAL NOTES

The Commercial/Backyard Livestock and Poultry Survey (C/BLPS) are two of the major agricultural surveys conducted by the Philippine Statistics Authority (PSA). The CLPS and BLPS are conducted quarterly for carabao, cattle, swine, goat, sheep, broiler, layer, and duck. The general purpose of CLPS is to generate estimates on inventory, number of animals disposed, average farmgate price, egg production of poultry animals, milk production of dairy animals and other related data.

Another survey that supplements the data requirements of the Livestock and Poultry sector is the Compilation of Data Slaughterhouses and Poultry Dressing Plants (CDSPDP). This is done monthly and utilizes administrative data from Locally Registered Meat Establishments (LRMEs) in the province which is in coordination with the Provincial Veterinary Office (PVO) and Meat Inspectors (MIs).

- **Animal Population (also Animal Inventory)** – it is the actual number of animals (in head/bird) present in the establishment as of a specific reference date regardless of ownership.
- **Livestock** – farm animals kept or raised for consumption, work or leisure. For purposes of census and surveys, livestock covers only those that are tended and raised by an establishment.
- **Poultry** – a collective term for all domesticated avian for the purpose of food consumption or, the carcass of such avian are processed for human consumption.
- **Livestock** – farm animals kept or raised for consumption, work or leisure. In general, poultry is separated as a distinct group of farm animals. For purposes of census and surveys, livestock covers only those that are tended and raised by an operator.

Approved for posting by:



Digitally signed by
Amoyen Pepito Dictaan
Date: 2023.02.16
11:52:22 +08'00'

PEPITO D. AMOYEN
Chief Statistical Specialist


DRMDC/MOM

