



SPECIAL RELEASE

2021 Registered Deaths in Davao del Norte

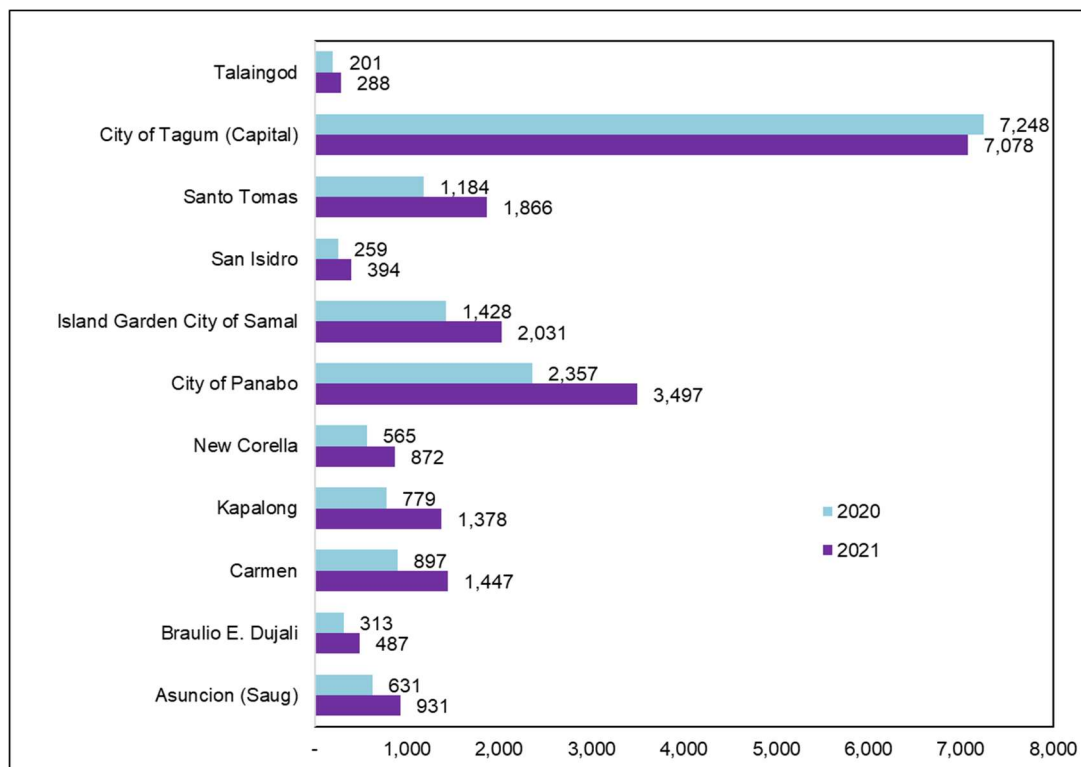
Date of Release: 24 May 2023
 Reference No.: SRDDN2023-012

Registered deaths increased by 4,407 in 2021 compared to 2020

In 2021, a total of 20,269 deaths were registered in the province of Davao del Norte, this is an increase of 27.8 percent from 15,862 in 2020. This is equivalent to a crude death rate¹ of 19.0, or 19 deaths per 1,000 population in 2021. This corresponds to an average of 55 deaths per day, which translate to almost 5 deaths per hour. (Figure 1)

Occurrence of registered deaths were highest at City of Tagum for both year 2020 and 2021 with 7,248 and 7,078 reported deaths, respectively.

Figure 1. Comparative Registered Deaths, by City/Municipality, Davao del Norte: Calendar Year 2020 and 2021



¹ Population Estimate used was taken from the updated population projection based on the 2015 Population Census available at www.psa.gov.ph/statistics/census/projected-population



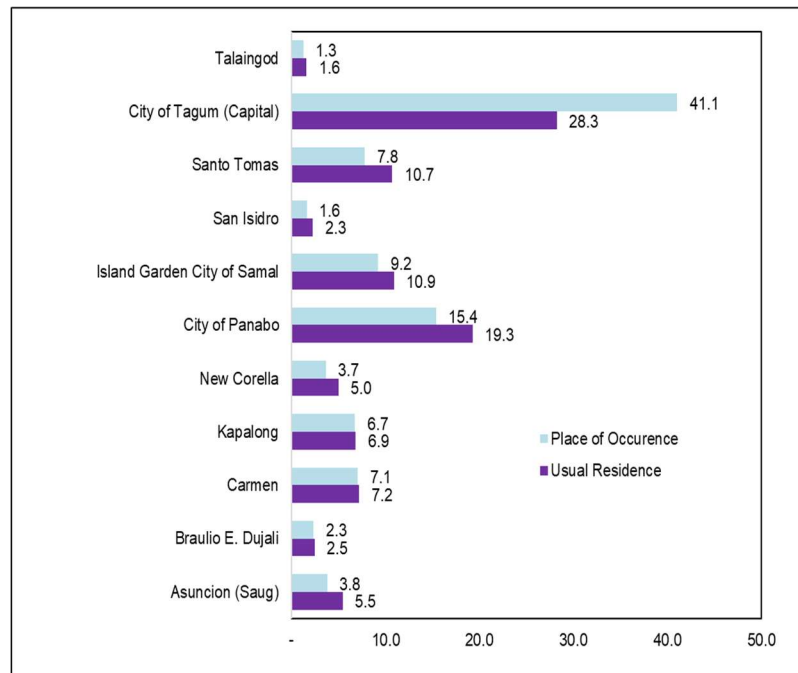
Highest number of Deaths reported in City of Tagum

The highest number of registered deaths by usual residence were from the City of Tagum with 28.3 percentage share. Recorded deaths at place occurrence were also highest at City of Tagum with 41.1 percent share. (Figure 2).

Among eleven (11) local government units of Davao del Norte, the Municipality of Talaingod had the lowest registered deaths by place of occurrence with a share of 1.3 percent, followed San Isidro (1.6%), and Braulio E. Dujali (2.3%).

Eventually, these three (3) municipalities have the same pattern on occurrence of registered death by usual residence, as follows: Talaingod (1.6%), San Isidro (2.3%), and Braulio E. Dujali (2.5%).

Figure 2. Percent Distribution of Registered Deaths in City/Municipality, by Place of Occurrence and by Usual Residence, Davao del Norte: 2021

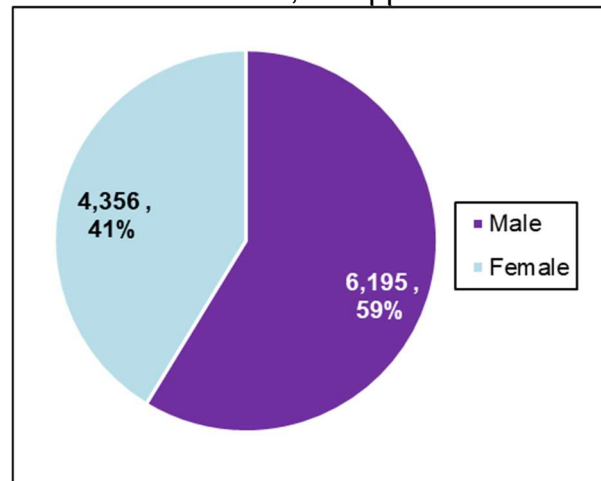


More male deaths than female deaths in Davao del Norte

Of the total number of 20,269 deaths that occurred both in the place of occurrence and usual residence in Davao del Norte, 59 percent were registered from male population (6,195). (Figure 3)

While, 4,356 deaths were registered from the female population, with a share of 41 percent.

Figure 3. Number of Registered Deaths by Place of Occurrence and by Usual Residence and Sex, Philippines: 2021



Señor Citizens had the highest number of registered deaths

Figure 4 showed that in 2021 most number of male registered deaths belong from señor citizens, with 65-69 age group had the highest number of 715 deaths, followed by aged group 70-74 (657), and 60-64 age group with a number of 648 deaths.

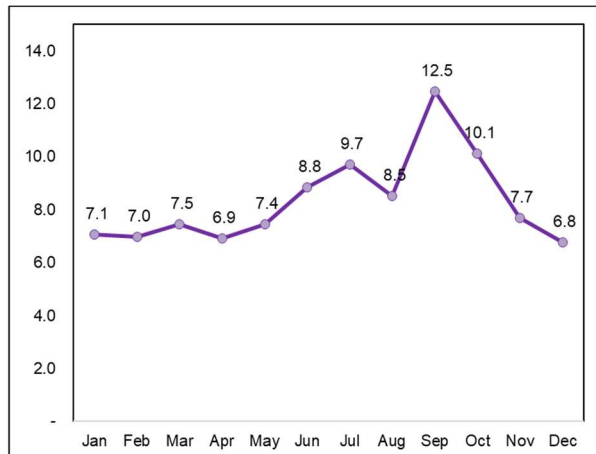
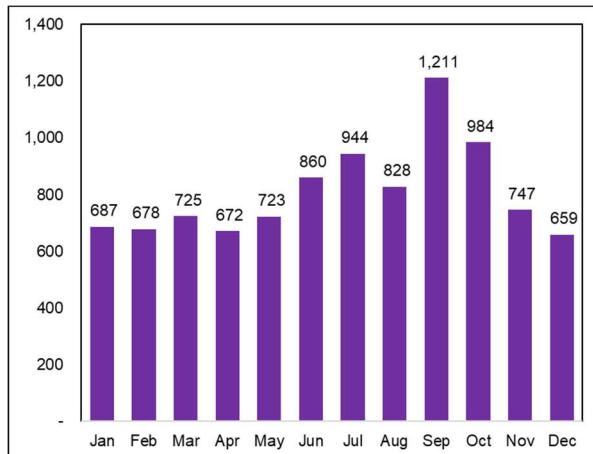
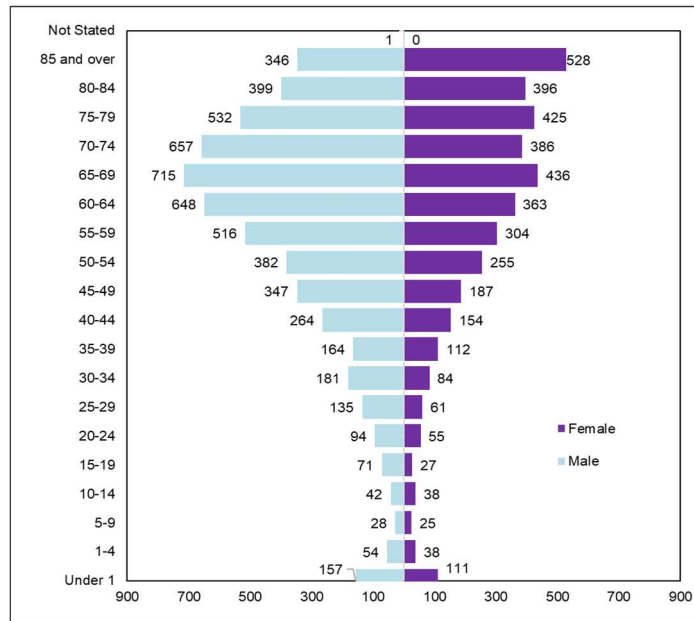
While most female deaths were registered from 85 years old and over (528). This is followed by age 65-69 (436), and 75-79 (425).

Highest occurrence of deaths were registered in September

Figure 5 revealed that in 2021, most registered deaths occurred in September 2021 at 1,211 or 12.5 percent of total deaths in Davao del Norte. This was followed by the months of October (10.1 percent share), and July (9.7 percent share). In contrast, months with least deaths listed were the months of December (6.8%), April (6.9%), and February (7.0%).

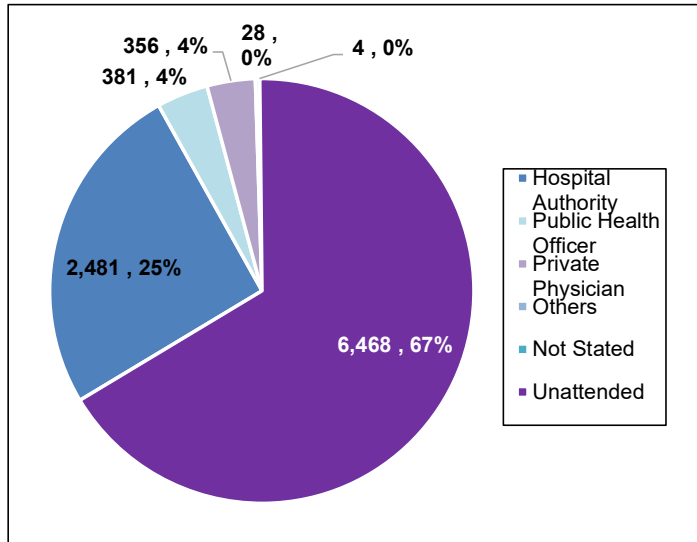
Figure 5. Number and Percent Distribution of Registered Deaths by Usual Residence and by Month of Occurrence, Davao del Norte: 2021

Figure 4. Distribution of Registered Deaths in City/Municipality, Age Group and Sex, Davao del Norte: 2021



One out of three deaths were attended by health care provider

Figure 6. Percent Distribution of Registered Deaths by Usual Residence and by Attendant, Davao del Norte: 2021



Of the 20,269 deaths that occurred within the province, 6,468 (67%) were unattended by health care provider or health professionals, 2,481 (25%) were attended at hospital, 381 or 4 percent were attended by a public officer, and 356 were attended by a private physician (4%). (Figure 6)

Attendants refers to a private physician, public health officer, hospital authority, or any other allied health care provider who provided medical attendance to the deceased at the time of death.

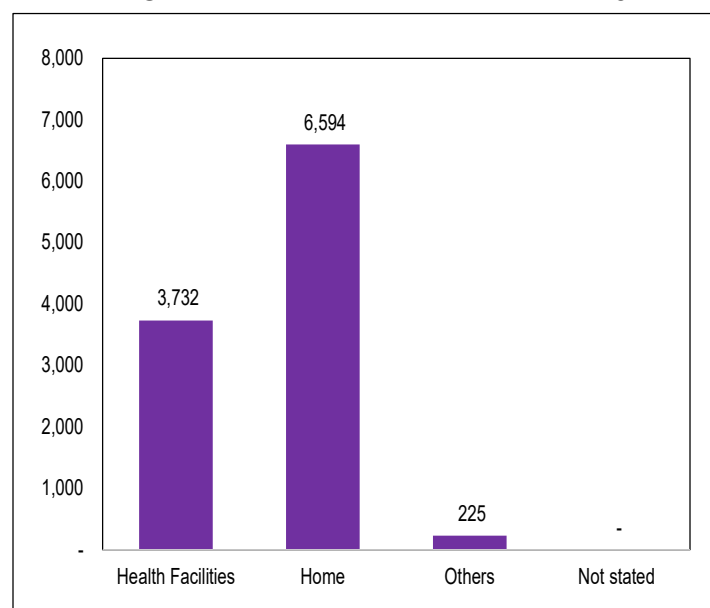
Two out of three registered deaths occurred at home

In 2021, 6,594 (32.5%) of 20,269 registered deaths occurred at home, while 3,732 or 18.9 percent died in a health facility. (Figure 7)

Death likewise occurs in places other than homes; such as, streets, in public places, while on board a vehicle, airplane or vessel while in transit, among others. These deaths were registered to the 225 individuals in 2021 at a share of 1.1 percent.

All deaths in Davao del Norte in 2021 were all registered by place of occurrence, with zero registration at Not Stated category.

Figure 7. Distribution of Registered Deaths by Place of Occurrence in Davao del Norte: 2021



Explanatory Note

Data on deaths presented in this release were obtained from the Certificates of Death (Municipal Form No. 103) that were registered at the Office of the City/Municipal Civil Registrars all throughout the province and forwarded to the Philippine Statistics Authority (PSA)-Provincial Statistical Offices (PSOs). The information presented includes deaths that occurred from January to December 2021 based on data files received by the PSA-Central Office from the PSOs that were registered as of 31 March 2022. Figures presented herein are not adjusted for under registration.

Approved for posting by:



Digitally signed by
Amoyen Pepito Dictaan
Date: 2023.05.23
17:45:22 +08'00'

PEPITO D. AMOYEN
Chief Statistical Specialist



MOM/DRMDC



2/F Ango Realty Corp. Bldg., Osmeña Street, City of Tagum, Davao del Norte 8100
Telefax No.: (084) 655-9605
Cellphone No.: PSA Matters: 09381530123 || PhilSys Matters: 09317265078
e-mail: PSA Matters: davaodelnorte@psa.gov.ph
addresses: PhilSys Matters: philsys.psa23@gmail.com