

# SPECIAL RELEASE

## Registered Marriages in Davao del Norte, 2021

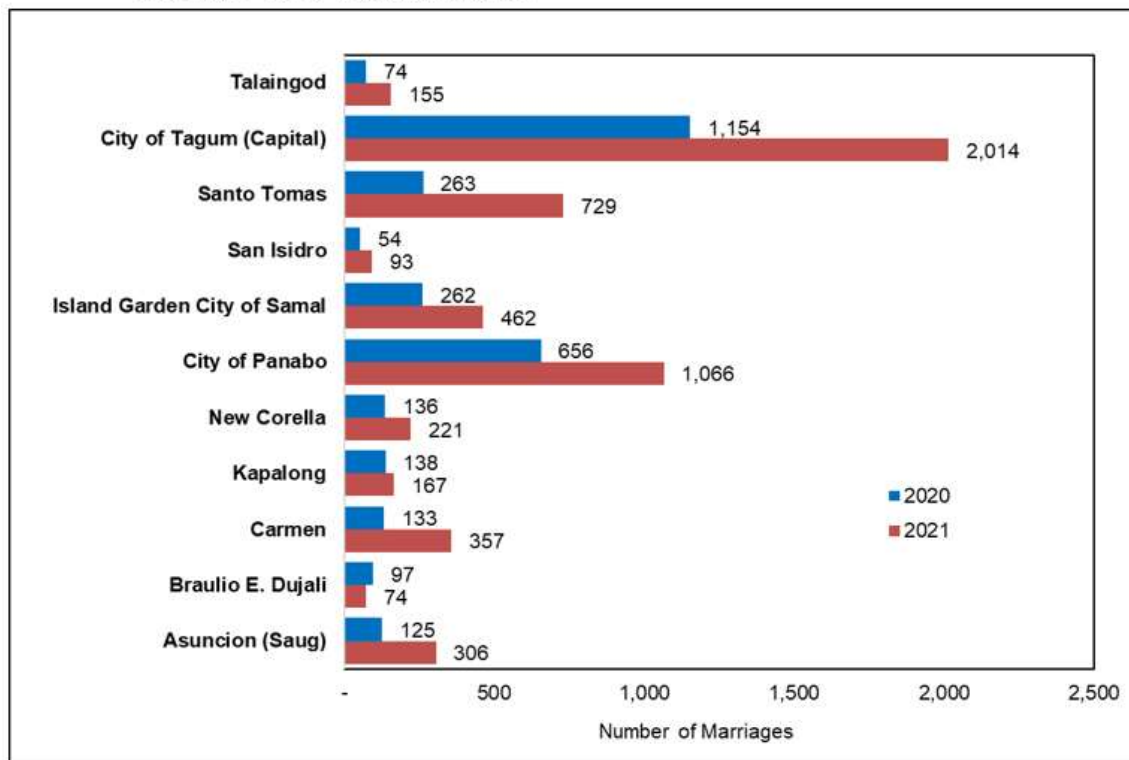
Date of Release: 18 May 2023  
 Reference No.: SRDDN2023-011

### **Registered marriage almost doubled in 2021 compared to 2020**

In 2021, a total of 5,644 marriages were registered in Davao del Norte<sup>1</sup>, with an increase registered marriages of 2,552 (83%) from the year 2020 total of 3,092. This increase may have been brought about by the eased quarantine measures of the pandemic Coronavirus disease 2019 (COVID-19). (Figure 1).

The crude marriage rate (CMR)<sup>2</sup> was at 5.3, or 5 marriages per thousand population. On the average, a total of 15 marriages were solemnized daily in Davao del Norte.

Figure 1. Comparative Registered Marriages, by City/Municipality, Davao del Norte: Calendar Year 2020 and 2021



<sup>1</sup> Philippine Statistics Authority (2022). Registered Marriages in the Philippines, 2020. <https://psa.gov.ph/vital-statistics/id/165610>

<sup>2</sup> Computed using the Updated Population Projections Based on the Results of the 2015 Population Census available at <https://psa.gov.ph/content/updated-projected-mid-year-population-philippines-2020-2025>

**Registered marriages highest in City of Tagum**

Among the 3 cities and 8 municipalities of Davao del Norte, City of Tagum recorded the highest registered marriages with a total number of 3,168, or 56 percent of total marriage events for the two-year period. The City of Panabo reported second (1,724, or 30.5), then Santo Tomas with 992 (17.6%). (Figure 1)

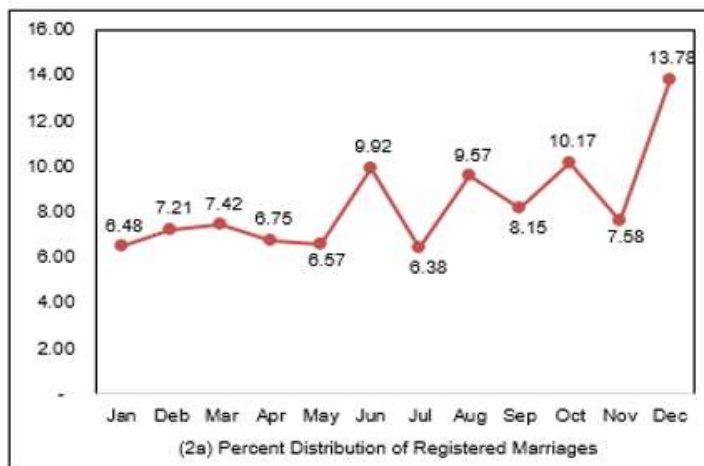
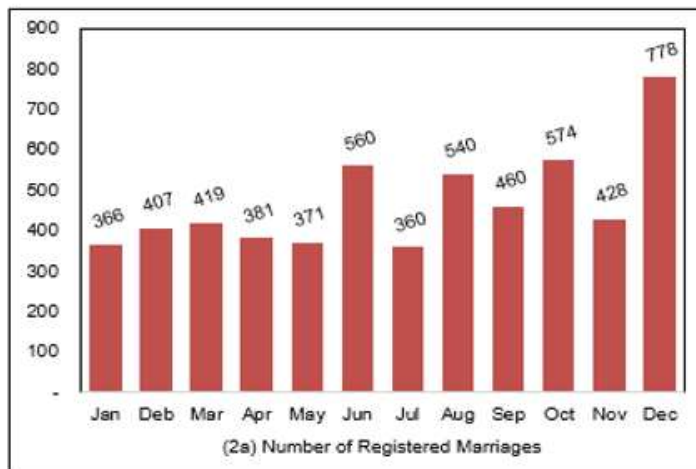
Meanwhile, the 3 municipalities with the least registered marriages were San Isidro (147 or 2.6%), Braulio E. Dujali (171, or 3.0%), and Talaingod at 299 (4.1%).

**Most Marriages occurred in December**

In 2021, the month of December recorded the highest number of registered marriages with 788 or 13.9 percent of the total marriages in Davao del Norte. The month of June ranked second with 560 marriages (9.9 percent share), followed by month of October with 574 (10.1 percent share).

On the other hand, the months of July (360), January (366), and May (371) had the least marriages with collective percent share of 19.4

Figure 2. Number and Percent Distribution of Registered Marriages by Month of Occurrence, Davao del Norte: 2021



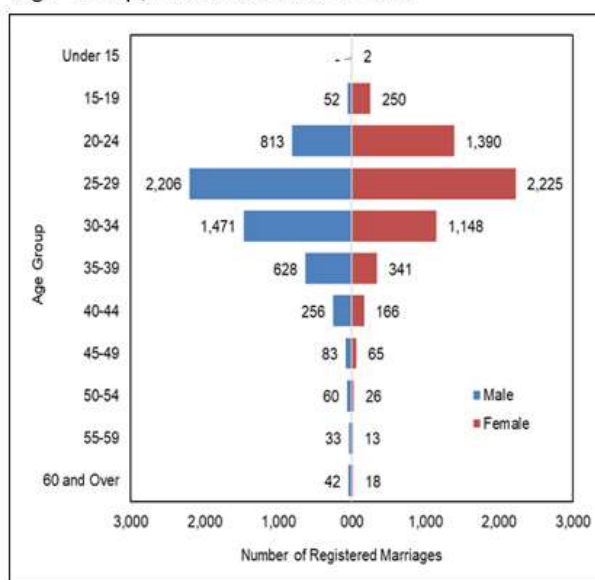
**Marriages involving adolescent females were five times as much as those involving teenage males**

Figure 3 showed that there were 250 (4.4%) marriages solemnized involving adolescent females below 20 years old in the province. This number is five times higher than those involving adolescent males (52 or 0.9 percent share).

The 302 adolescent marriages were comprised of 5.3 percentage point share to a total of marriage event in 2021.

The age group 25-29 years old recorded the highest number of marriages for both males and females, with respective count of 2,206 and 2,225.

Figure 3. Distribution of Registered Marriages by Age Group, Davao del Norte: 2021



**Davao del Norte recorded second in number of solemnized couples in the region**

Table 1 showed that of the totaled 22,012 marriages in Davao Region, 5,644 were registered in Davao del Norte, with a share of 25.64 per cent, which was eventually next from the recorded marriage events of Davao City. Likewise, the province had the lowest late registration with a share of 6.01 percent from 1,197 counts of marriage registration in Region XI.

City of Davao had the highest count with 6,214 (28.23%) registered marriages.

While, Davao Occidental had the lowest registered marriages (857) with 201 marriages registered late.

Table 1. Number of Registered Marriages by Place of Occurrence and Registration Status of Region XI: 2021

Place of Occurrence	Total	Registration Status	
		Timely	Late
REGION XI (DAVAO REGION)	22,012	20,815	1,197
DAVAO DE ORO	3,732	3,646	86
<b>DAVAO DEL NORTE</b>	<b>5,644</b>	<b>5,572</b>	<b>72</b>
DAVAO DEL SUR	2,844	2,747	97
DAVAO OCCIDENTAL	857	656	201
DAVAO ORIENTAL	2,721	2,511	210
CITY OF DAVAO	6,214	5,683	531



### **Explanatory Note**

*Data on marriage presented in this release were obtained from the timely and late registered marriages at the Office of the City/Municipal Civil Registrars and submitted to the Office of the Civil Registrar General through the Philippine Statistics Authority (PSA)-Provincial Statistical Offices (PSOs). The information presented includes marriages that occurred from January to December 2021 based on data files received by the PSA-Central Office from the PSOs that were registered as of 31 March 2022. Figures presented herein are not adjusted for under registration.*

Approved for posting by:

**PEPITO D. AMOYEN**  
Chief Statistical Specialist

  
MOM/DRMDC

