



# DAVAO REGION PRICE STATISTICS AUGUST 2023



DATE PUBLISHED: 07 SEPTEMBER 2023

**BASE YEAR (2018=100)**

REFERENCE NO.: INF-23RSSO11-025


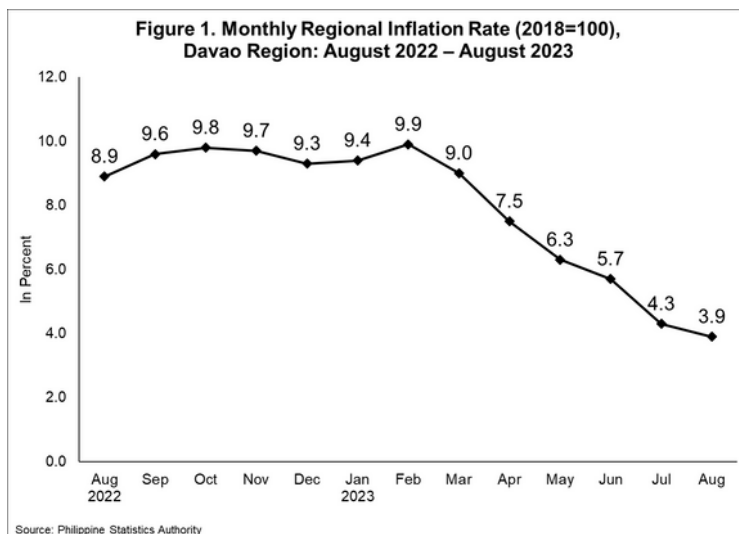
## HEADLINE INFLATION

# 3.9%

The headline inflation in the region continued its decline to 3.9 percent in August 2023 from 4.3 percent in July 2023.

**122.6 CPI**

**0.82 PPP**



### INFLATION RATE

is the annual rate of change or the year-on-year change in the **CONSUMER PRICE INDEX (CPI)** expressed in percent.

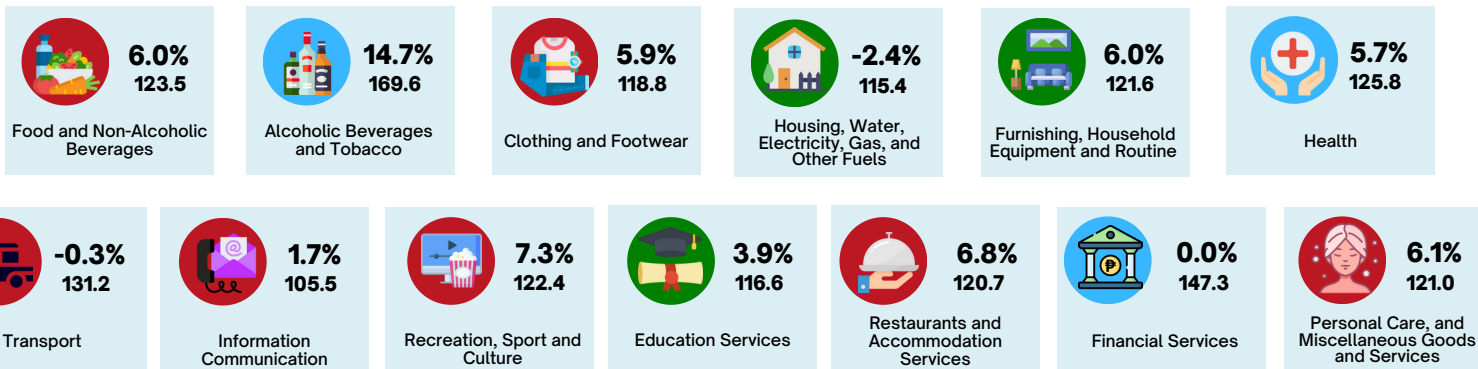
### CPI

is an indicator of the change in the average retail prices of a fixed basket of goods and services commonly purchased by households relative to a base year. The CPI for All Income Households was rebased from Base Year 2012 to Base Year 2018.

### PURCHASING POWER OF PESO (PPP)

is a measure of the real value of peso in a given period relative to a chosen reference period. It is computed by getting the reciprocal of the CPI and multiplying the result by 100.

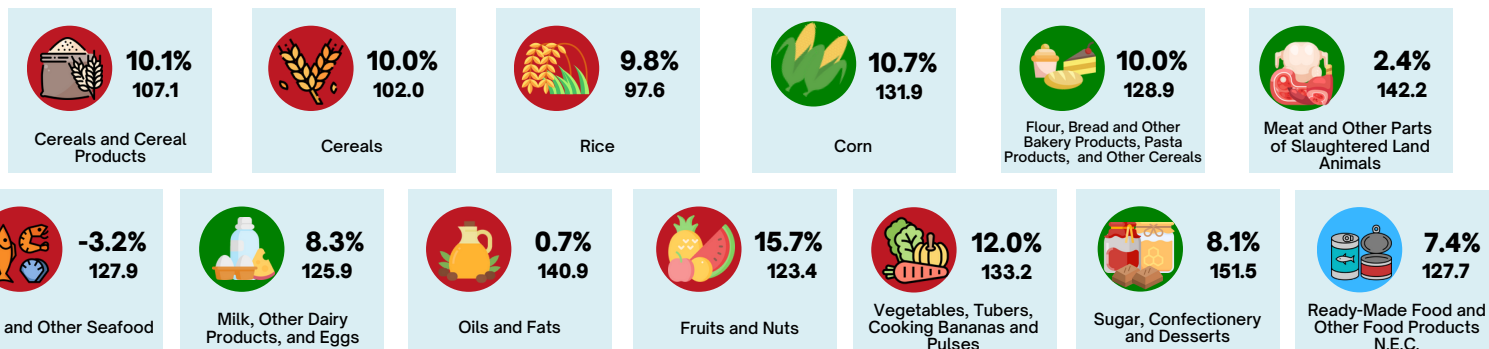
## INFLATION RATE (%) AND CPI BY COMMODITY GROUP, DAVAO REGION



INCREASE    DECREASE    NO CHANGE

AS COMPARED TO JULY 2023 INFLATION

## INFLATION RATE (%) AND CPI BY SELECTED FOOD GROUP, DAVAO REGION



SOURCE: SURVEY OF RETAIL PRICES OF COMMODITIES FOR CONSUMER PRICE INDEX, PHILIPPINE STATISTICS AUTHORITY  
ICONS: FLATICON.COM

APPROVED FOR RELEASE:

**RANDOLPH ANTHONY B. GALES**  
(Chief Statistical Specialist)  
Office in Charge  
Regional Statistical Services Office 11



REPUBLIC OF THE PHILIPPINES  
**PHILIPPINE STATISTICS AUTHORITY**  
REGIONAL STATISTICAL SERVICES OFFICE - DAVAO REGION

Ango Building, Cabaguio Avenue, Davao City



(082) 224-1140  
/PSA11govph  
<http://rso11.psa.gov.ph>  
[rso11@psa.gov.ph](mailto:rso11@psa.gov.ph)  
[rso11socc@psa.gov.ph](mailto:rso11socc@psa.gov.ph)



Management System  
ISO 9001:2015  
[www.tuv.com](http://www.tuv.com)  
ID 9108640991



# DAVAO REGION PRICE STATISTICS AUGUST 2023



DATE PUBLISHED: 07 SEPTEMBER 2023

**BASE YEAR (2018=100)**

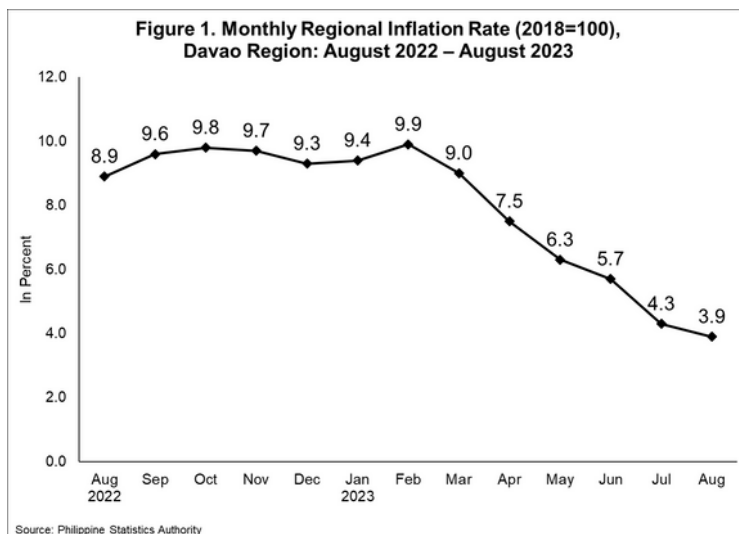
REFERENCE NO.: INF-23RSSO11-026

## HEADLINE INFLATION

# 3.9%

Ang headline inflation ng rehiyon ay patuloy na bumaba ng 3.9 porsiyento noong Agosto 2023, mula 4.3 porsiyento noong Hulyo 2023.

**122.6 CPI**  
 **0.82 PPP**



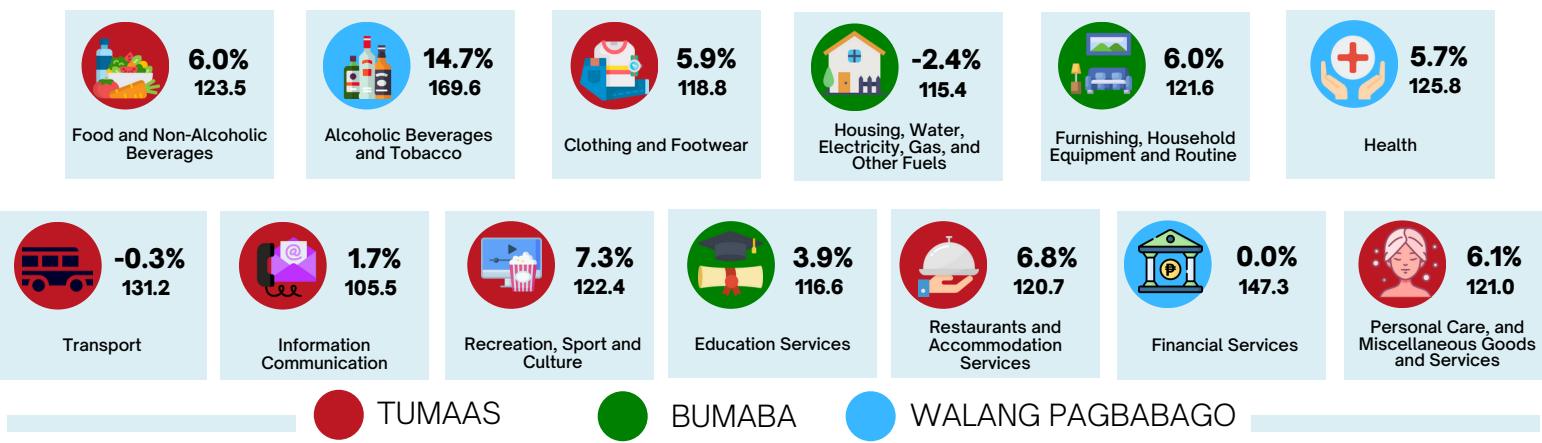
**ALAM MO BA?**

**INFLATION RATE**  
ay ang taunang rate ng pagbabago o ang taunang pagbabago sa **CONSUMER PRICE INDEX (CPI)**.

**CPI**  
ay tanda ng pagbabago ng kabuuang presyo ng isang basket ng mga produkto at serbisyo na karaniwang binibili ng isang sambahayan (household) sa isang taon kumpara sa presyo nito sa itinakdang taon (base year). Ang Base Year para sa lahat ng Income Households ay binabago mula 2012 hanggang Base Year 2018.

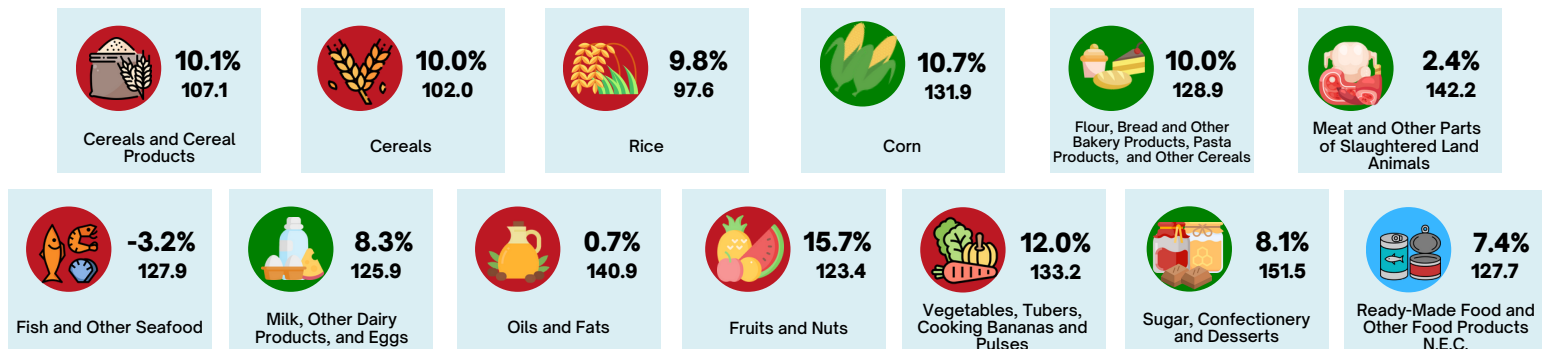
**PURCHASING POWER OF PESO (PPP)**  
ay ang "tunay" na halaga ng iyong piso sa taong ninanais kumpara sa nakatakdang taon (reference period). Ikinakalkula ito sa pamamagitan ng pagkuha ng palitan ng CPI at pagmultiplika ng resulta sa 100.

## INFLATION RATE (%) AND CPI BY COMMODITY GROUP, DAVAO REGION



\*KUMPARA SA INFLATION NOONG HULYO 2023

## INFLATION RATE (%) AND CPI BY SELECTED FOOD GROUP, DAVAO REGION



SOURCE: SURVEY OF RETAIL PRICES OF COMMODITIES FOR CONSUMER PRICE INDEX, PHILIPPINE STATISTICS AUTHORITY  
ICONS: FLATICON.COM

APPROVED FOR RELEASE:

**RANDOLPH ANTHONY B. GALES**  
(Chief Statistical Specialist)  
Office in Charge  
Regional Statistical Services Office 11