

SPECIAL RELEASE

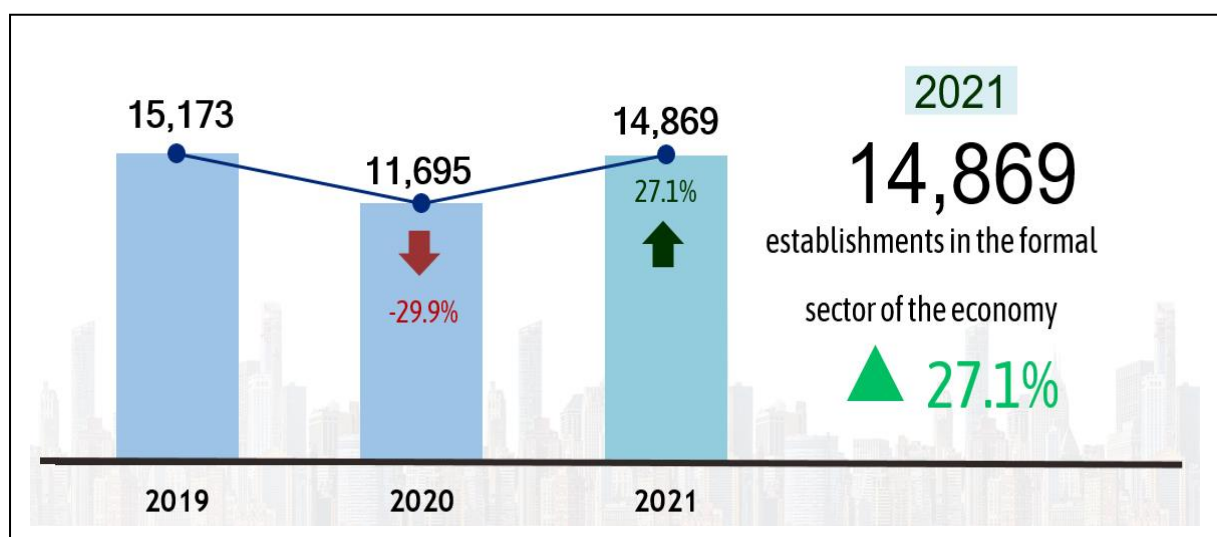
2021 Annual Survey of Philippine Business and Industry- Davao Region

Date of Release:

Reference No.: SR-24RSSO11- 0005

Number of Establishment

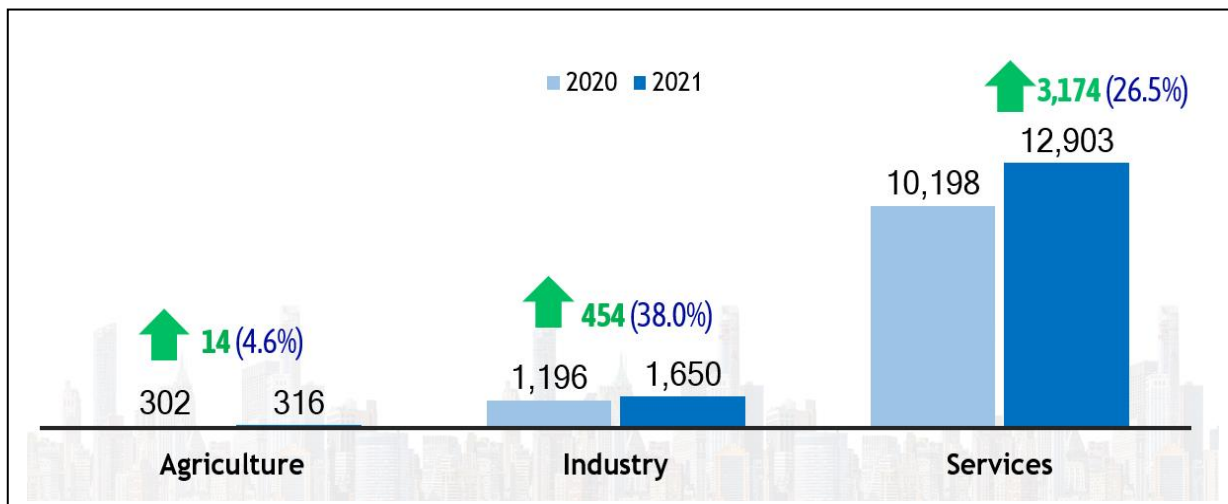
Figure 1. Number of Establishment, Davao Region: 2019-2021



Source: Philippine Statistics Authority, 2021 Annual Survey of Philippine Business and Industry

The 2021 Annual Survey of Philippine Business and Industry (ASPBI) results showed that there were a total of 14,869 establishments in the formal sector of the economy in Davao Region. This number is higher by 27.1 percent than the 11,695 establishments recorded in 2020. The number of establishments in 2021 indicates recovery from the pandemic period. It is also close to the pre-pandemic number of establishments at 15,173 establishments in 2019.

Figure 2. Number of Establishment Annual Increase by Broad Industry Group, Davao Region: 2020 and 2021



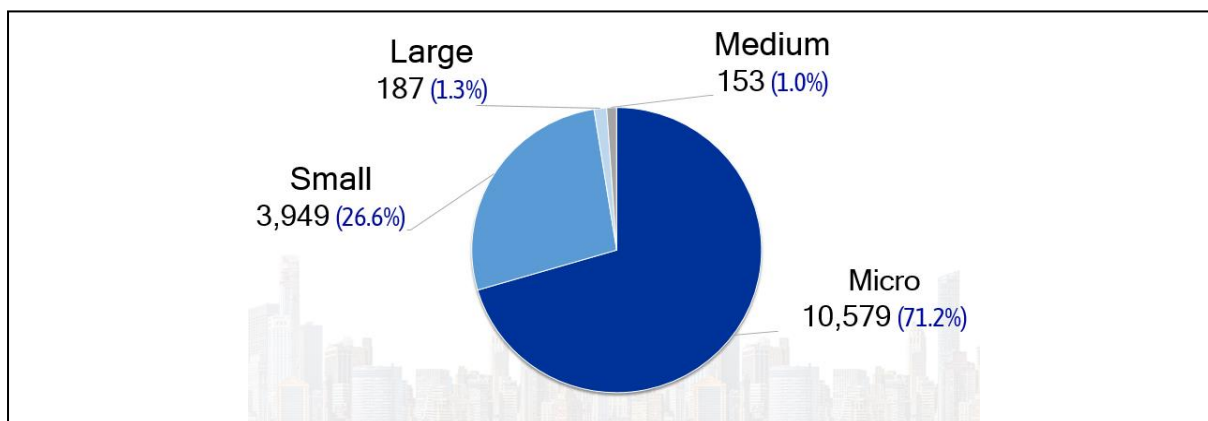
Source: Philippine Statistics Authority, 2021 Annual Survey of Philippine Business and Industry

In terms of annual increase by broad industry group, Services with 12,903 establishments in 2021 had the highest increase of 3,174 establishments or 26.5 percent annual growth from the 10,198 establishments reported in 2020.

Industry recorded a total of 1,650 establishments in 2021 from 1,196 establishments in 2020, translating to an increase of 454 establishments or annual growth of 38.0 percent.

Agriculture also increased to 316 establishments, which is higher by 14 establishments or 4.6 percent compared with the 302 establishments in 2020.

Figure 3. Percentage Share of Number of Establishments, by Employment Grouping, Davao Region: 2021

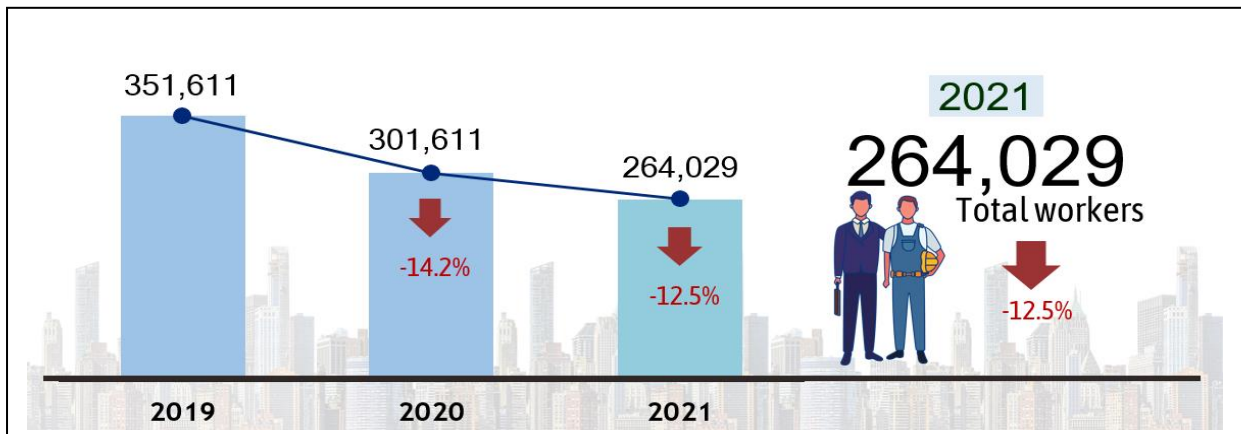


Source: Philippine Statistics Authority, 2021 Annual Survey of Philippine Business and Industry

By Employment Grouping, Micro establishments accounted for the highest share comprising 10,579 establishments or about 71.2 percent of total. Small establishments had the second highest share of 3,949 establishments or 26.6 percent. Large establishments came next with 187 establishments or 1.3 percent while Medium establishments reported the least with 153 or 1.0 percent.

Total Employment

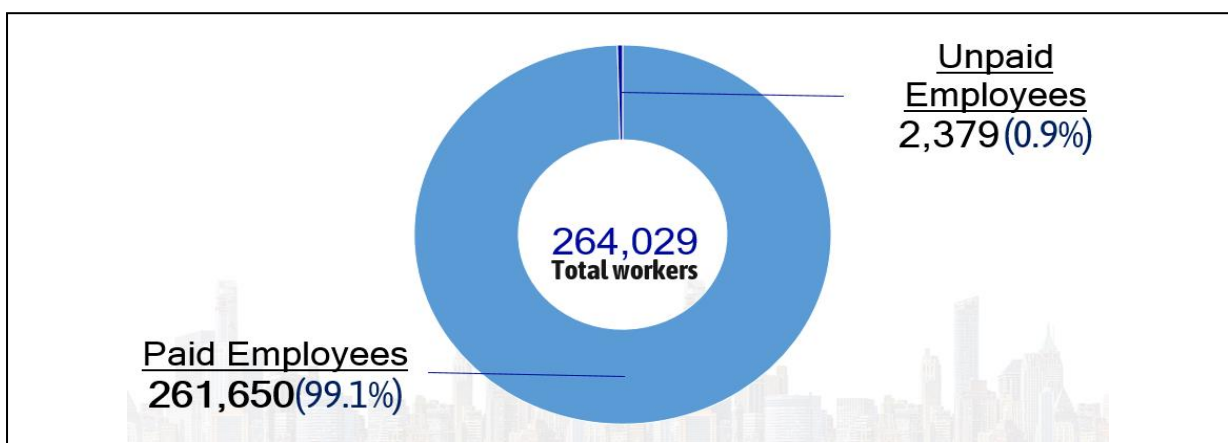
Figure 4. Total Employment, Davao Region: 2019-2021



Source: Philippine Statistics Authority, 2021 Annual Survey of Philippine Business and Industry

The total employment in 2021 decrease to 264,029 workers, which translates to 12.5 percent decrease from the 301,611 workers reported in 2020. The 2021 employment is far from the pre-pandemic total employment of 351,611 workers in 2019.

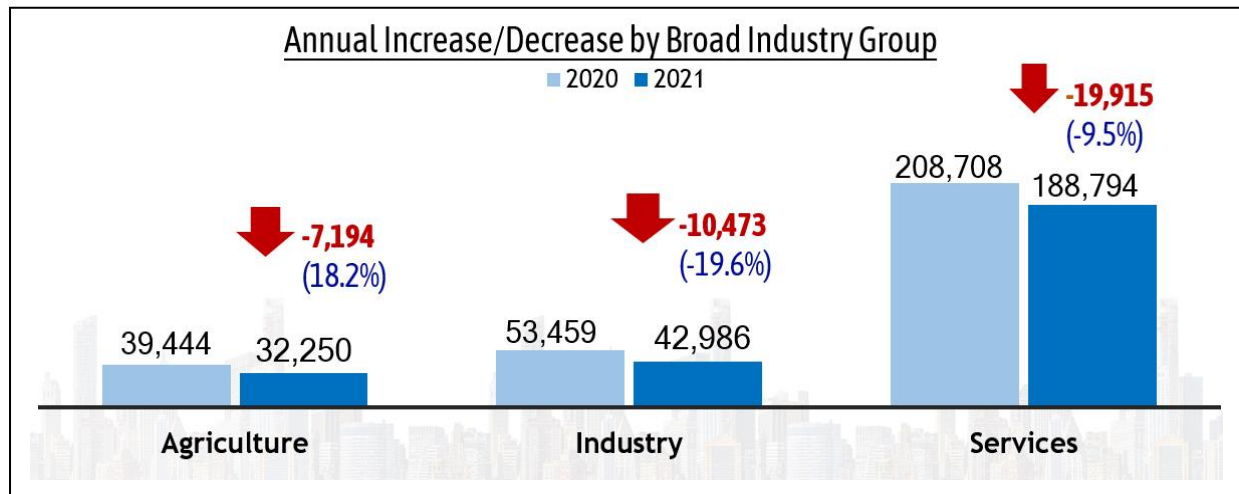
Figure 5. Total Employment, Percentage Share, Paid and Unpaid Employees, Davao Region: 2021



Source: Philippine Statistics Authority, 2021 Annual Survey of Philippine Business and Industry

Out of the reported total employment in 2021, majority are paid employees, comprising 261,650 employees or 99.1 percent of the total, while the remaining 2,379 or 0.9 percent are unpaid workers.

Figure 6. Total Employment, Annual Increase/Decrease by Industry Group, Davao Region: 2020-2021



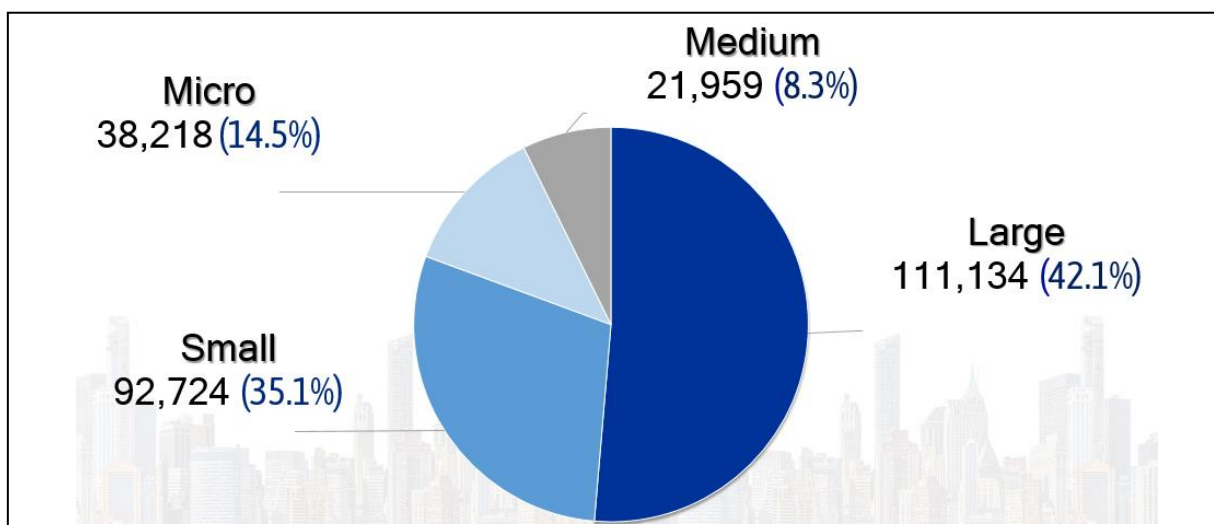
Source: Philippine Statistics Authority, 2021 Annual Survey of Philippine Business and Industry

In terms of annual increase or decrease by broad industry group, Services, with 188,794 workers in 2021 had the highest decrease of 19,915 workers or 9.5 percent annual decrease from the 208,708 workers in 2020.

Industry recorded a total of 42,986 workers in 2021 from 53,986 workers in 2020, translating less 10,473 workers or 19.6 percent annual decrease.

Agriculture, similarly decreased to 32,250 workers in 2021 from 39,444 workers in 2020 which is lower by 7,194 workers or negative 18.2 percent decrease in 2020.

Figure 7. Total Number of Workers, by Employment Grouping, Davao Region: 2021

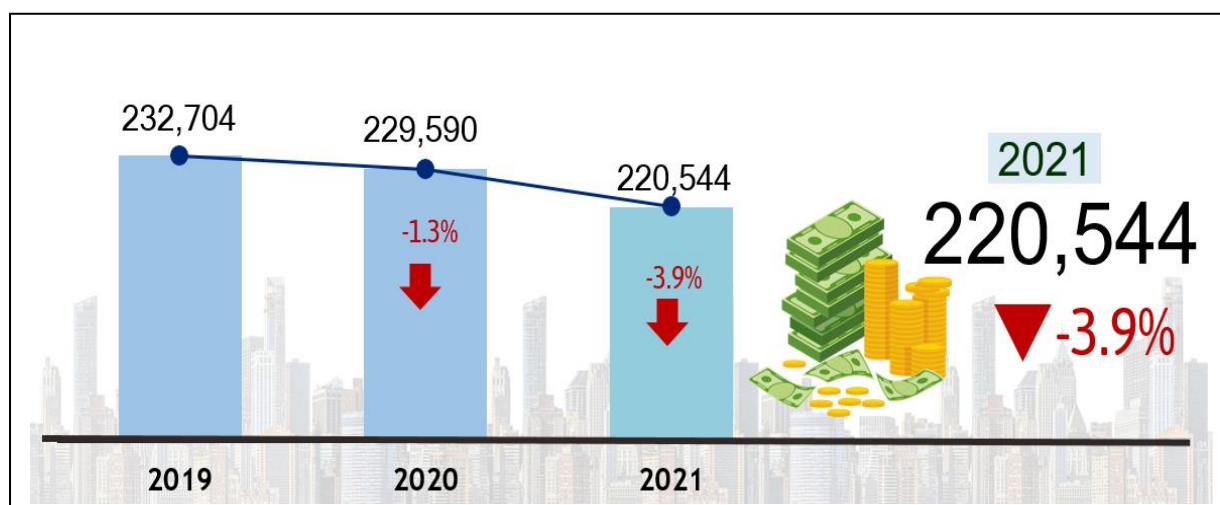


Source: Philippine Statistics Authority, 2021 Annual Survey of Philippine Business and Industry

By Employment Grouping, Large establishments accounted for the highest share of workers with 111,134 or 42.1 percent of the total in 2021. Small establishments had the second highest share of 92,724 workers or 35.1 percent. Micro establishments came next with 38,218 workers or 14.5 percent. Medium establishments, on the other hand, employed the least with 21,959 workers or 8.3 percent.

Average Annual Compensation (Per Paid Employee)

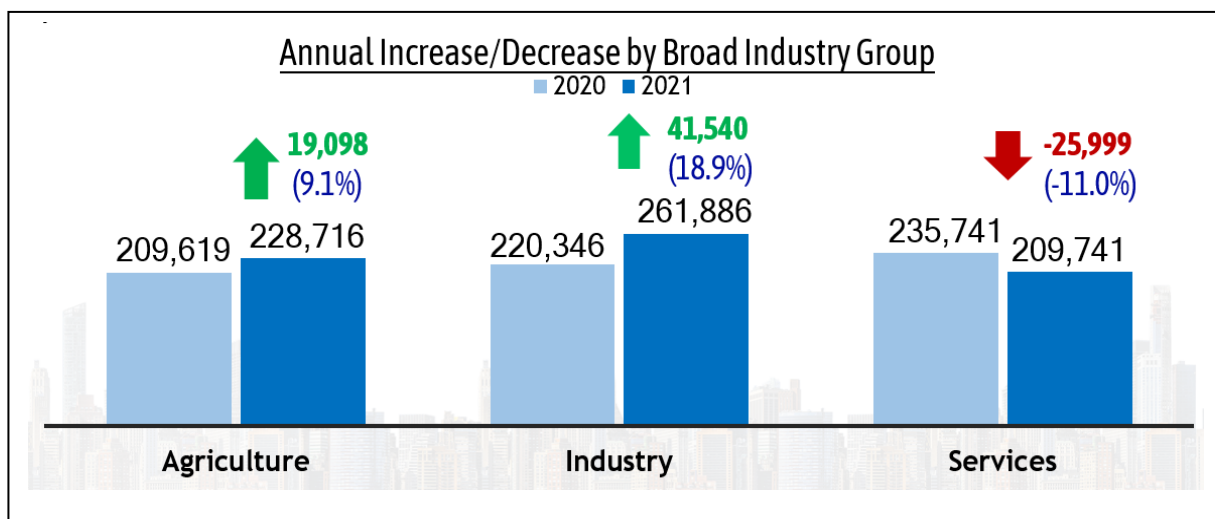
Figure 8. Average Annual Compensation, Per Paid Employee, Davao Region: 2021 (In Pesos)



Source: Philippine Statistics Authority, 2021 Annual Survey of Philippine Business and Industry

The average annual compensation paid by the establishments to their paid employees in 2021 drop to PhP 220,544, which translates to negative 3.9 percent decrease from the PhP 229,590 average annual compensation in 2020.

Figure 9. Average Annual Compensation, Per Paid Employee, Annual Increase/Decrease by Broad Industry Group, Davao Region: 2020-2021 (In Pesos)



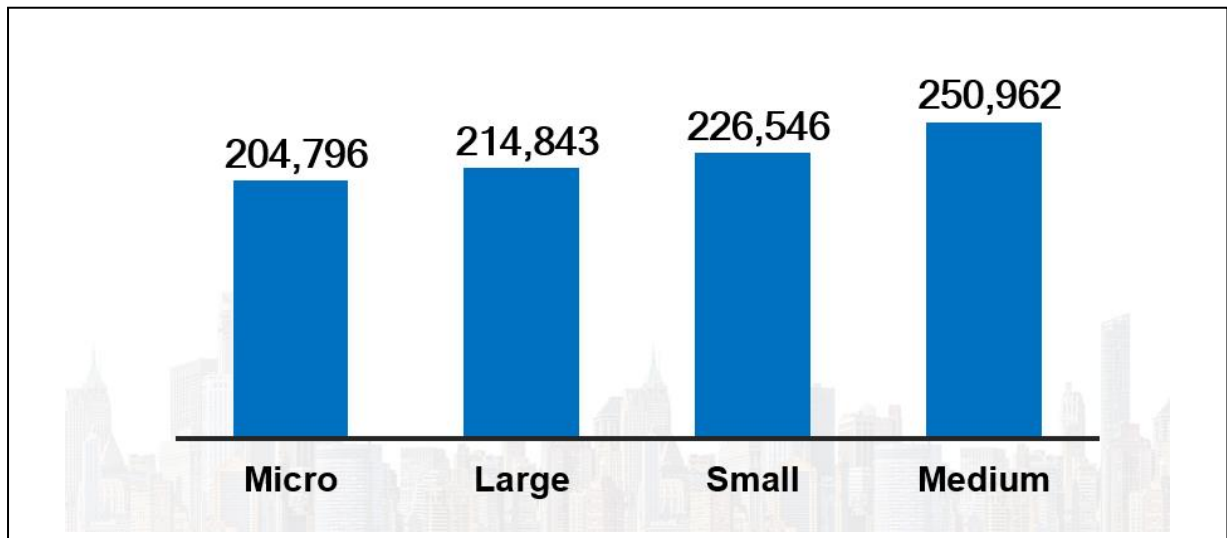
Source: Philippine Statistics Authority, 2021 Annual Survey of Philippine Business and Industry

In terms of annual increase or decrease by broad industry group, Industry, with an average annual compensation of PhP 261,886 paid to their employees in 2021, had the highest increase in of PhP 41,540 or an annual growth of 18.9 percent from the PhP 220,346 in 2020.

Agriculture paid their employees an average annual compensation of PhP 228,716 in 2021 from PhP 209,619 in 2020, translating to an increase of PhP 19,098 or a growth of 9.1 percent.

Meanwhile, Services decreased to PhP 209,741, which is lower by PhP 25,999 or negative growth of 11.0 percent from PhP 235,741 in 2020.

Figure 10. Average Annual Compensation, Per Paid Employee, by Employment Grouping, Davao Region: 2021 (In Pesos)

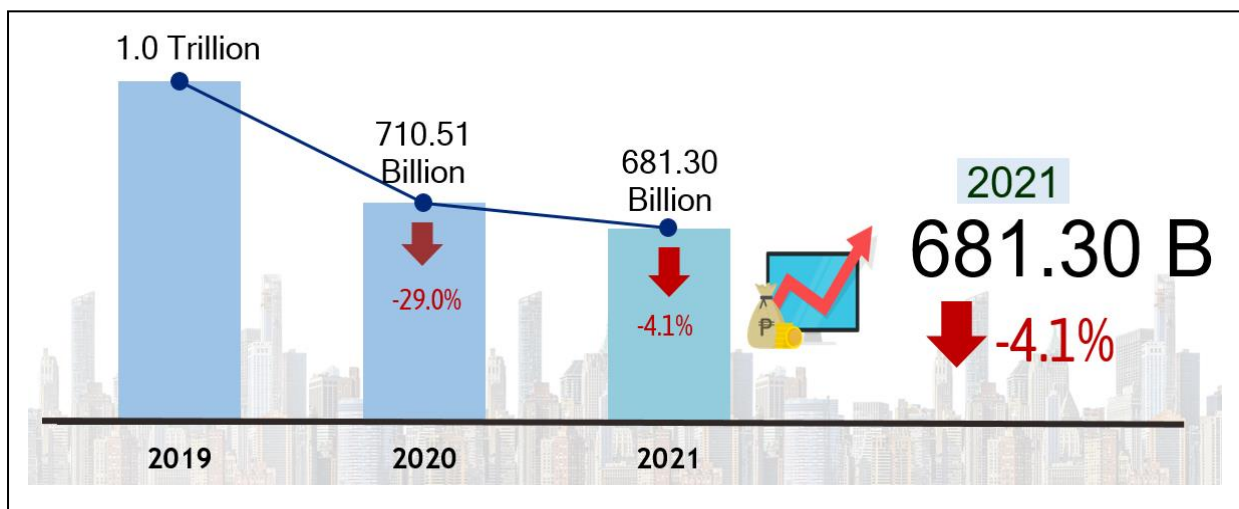


Source: Philippine Statistics Authority, 2021 Annual Survey of Philippine Business and Industry

By Employment Grouping, Medium establishments accounted for the highest average annual compensation of PhP 250,962 per paid employee in 2021. Small establishments followed, paying an average annual compensation of PhP 226,546 in 2021. Large establishments is in third, with average annual compensation of PhP 214,843, while Micro establishments paid the least with PhP 204,796 per paid employee.

Total Revenue

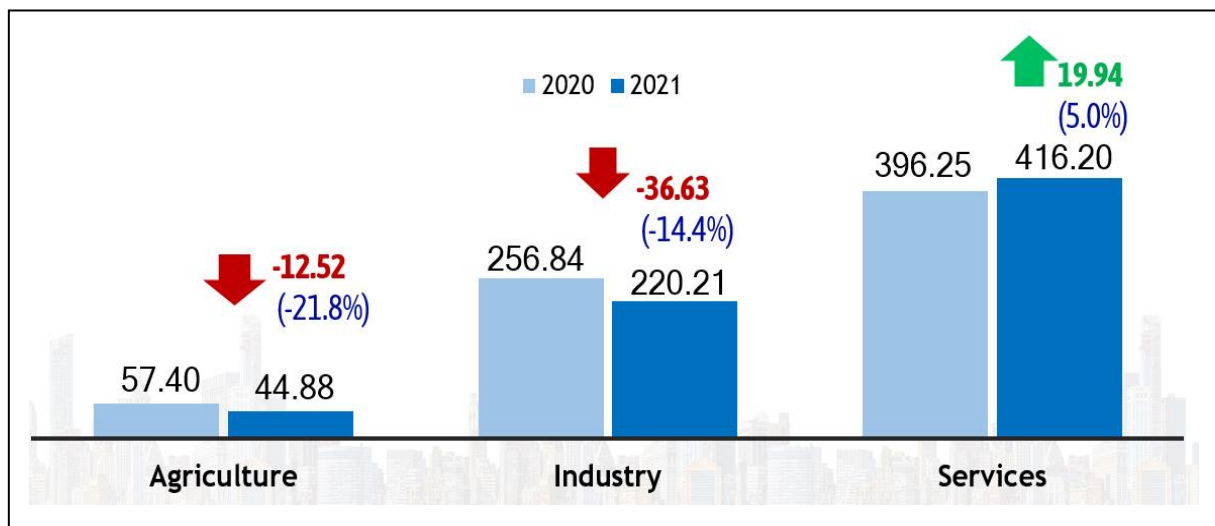
Figure 11. Total Revenue, Davao Region: 2019-2021 (In Pesos)



Source: Philippine Statistics Authority, 2021 Annual Survey of Philippine Business and Industry

The total revenue generated by establishments in 2021 amounted to PhP 681.30 billion, a decrease of negative 4.1 percent from the PhP 710.51 billion generated in 2020. The 2021 total revenue generated is still lower than the pre-pandemic period total revenue of around PhP 1 trillion in 2019.

Figure 12. Total Revenue, Annual Increase/Decrease by Broad Industry Group, Davao Region: 2020-2021 (In Billion Pesos)



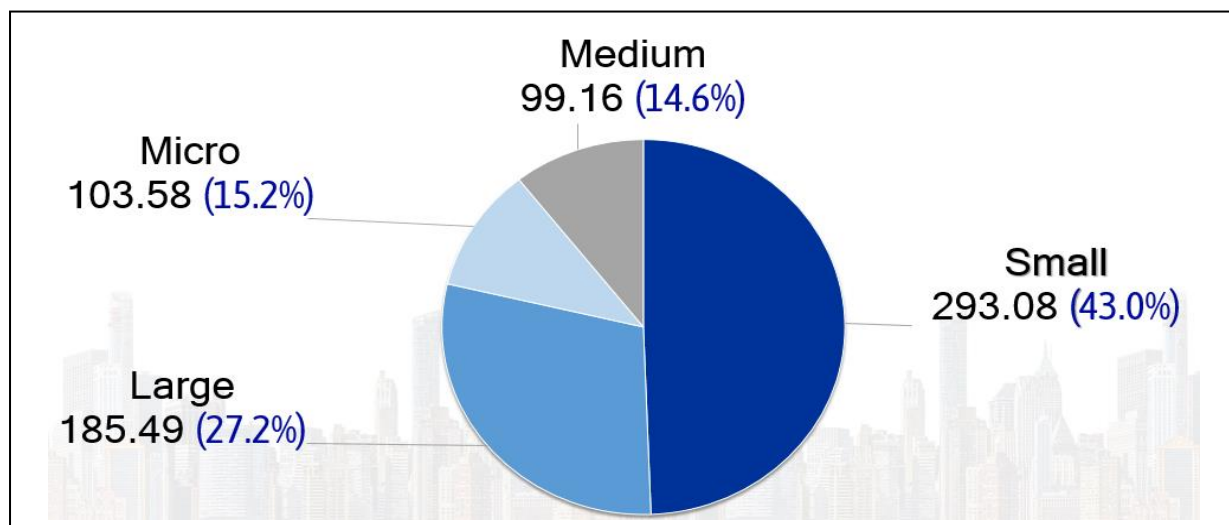
Source: Philippine Statistics Authority, 2021 Annual Survey of Philippine Business and Industry

In terms of annual increase or decrease by broad industry group, Services generated a total revenue of PhP 416.20 billion in 2021. This translates to an increase of PhP 19.94 billion or annual growth of 5.0 percent from PhP 396.25 billion in 2020.

Industry, with total revenue of PhP 220.21 billion in 2021, was lower by PhP 36.63 billion from PhP 256.84 billion total revenue generated in 2020.

Total revenue for Agriculture also decreased to PhP 44.88 billion, which was lower by PhP 12.52 billion or negative growth of 21.8 percent from PhP 57.40 billion revenue generated in 2020.

Figure 13: Total Revenue, by Employment Grouping, Davao Region: 2021
(In Billion Pesos)

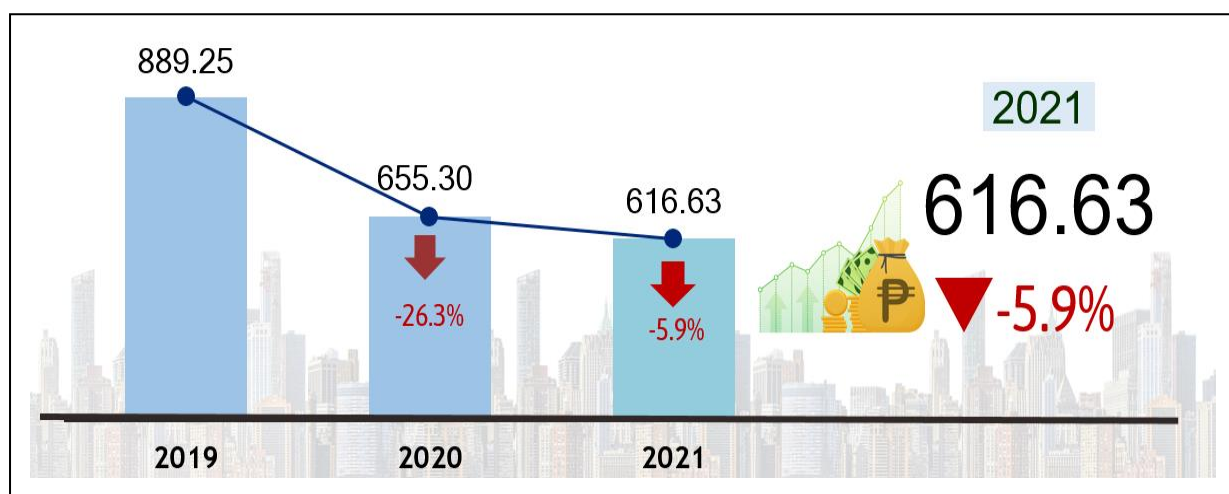


Source: Philippine Statistics Authority, 2021 Annual Survey of Philippine Business and Industry

By Employment Grouping, Small establishments accounted for the highest portion to the total revenue with PhP 293.08 billion or 43.0 percent of the total revenue in 2021. Large establishments had the second highest share of PhP 185.49 billion or 27.2 percent. Micro establishments came next with PhP 103.58 billion or 15.2 percent. Medium establishments, on the other hand, generated the least sharing only PhP 99.16 billion or 14.6 percent to the total revenue in 2021.

Total Expense

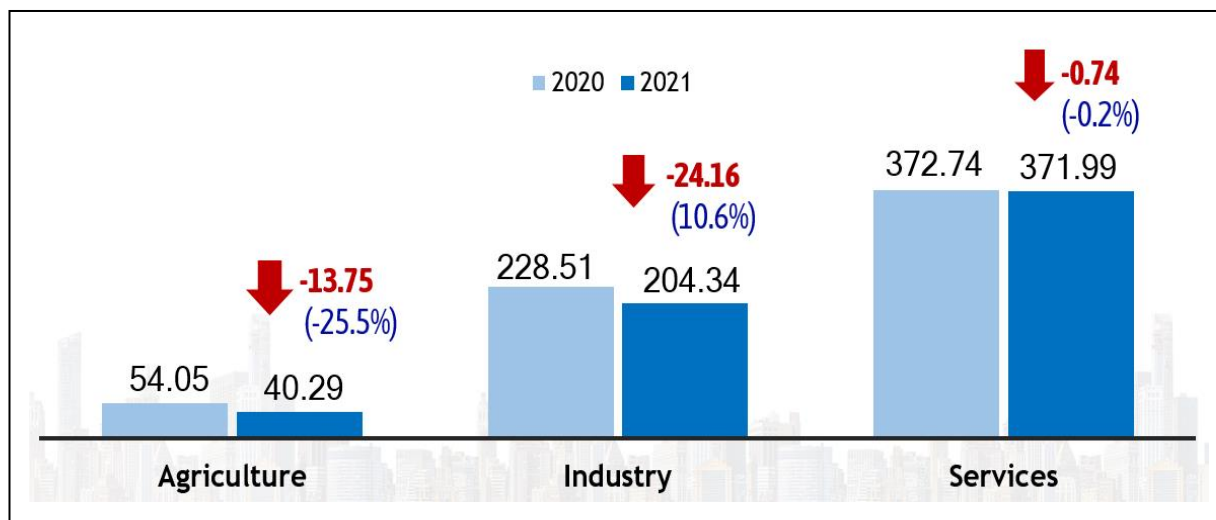
Figure 14. Total Expense, Davao Region: 2019-2021 (In Billion Pesos)



Source: Philippine Statistics Authority, 2021 Annual Survey of Philippine Business and Industry

The total expense incurred by establishments in 2021 amounted to PhP 616.63 billion, this was lower by 5.9 percent from the PhP 655.30 billion expense in 2020. The value is still far from the pre-pandemic total expense of PhP 889.25 billion in 2019.

Figure 15. Total Expense, Annual Increase/Decrease by Broad Industry Group, Davao Region: 2020-2021 (In Billion Pesos)



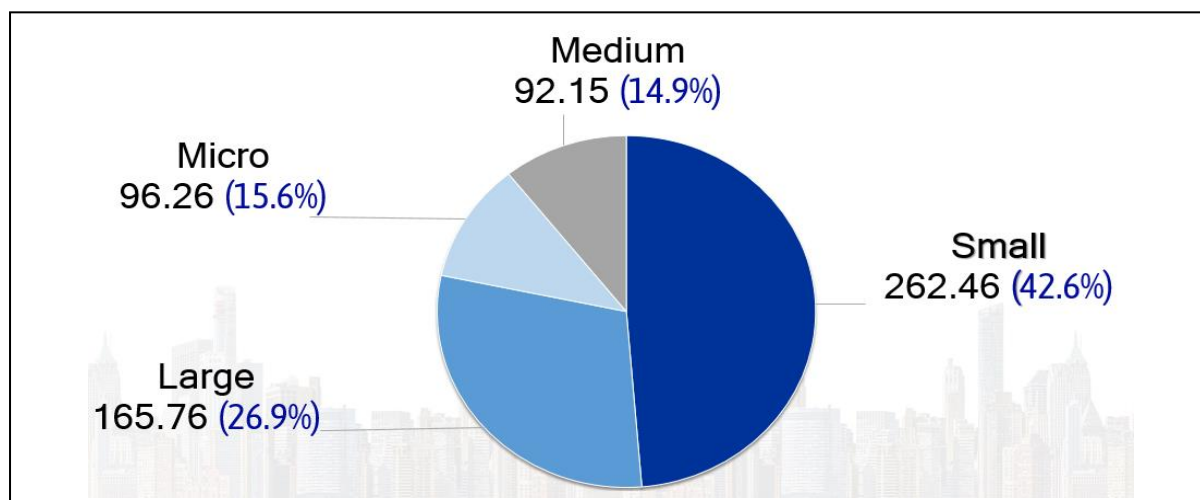
Source: Philippine Statistics Authority, 2021 Annual Survey of Philippine Business and Industry

In terms of annual increase or decrease by broad industry group, The Services incurred PhP 371.99 billion in 2021. A decrease of PhP 0.74 billion or annual negative growth of 0.2 percent from PhP 372.74 billion spent in 2020.

Industry, with PhP 204.34 billion total expense, had a decrease of PhP 24.16 billion or annual negative growth of 10.6 percent from PhP 228.51 billion in 2020.

Total expense for Agriculture decreased to PhP 40.29 billion, which was lower by PhP 13.75 billion or a negative growth of 25.5 percent from PhP 54.05 billion in 2020.

Figure 16. Total Expenses, by Employment Grouping, Davao Region: 2021
(In Billion Pesos)

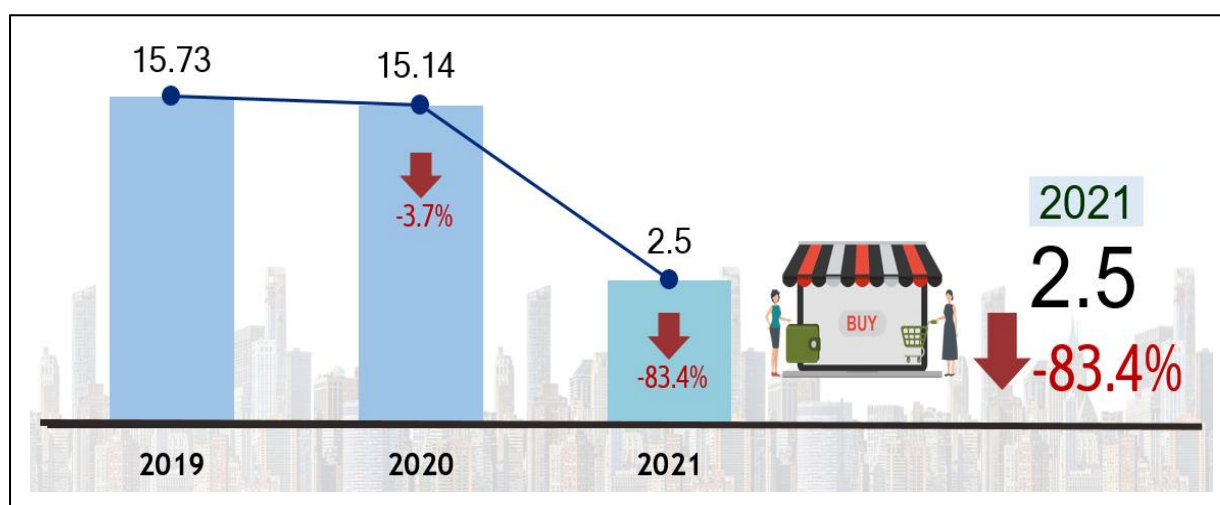


Source: Philippine Statistics Authority, 2021 Annual Survey of Philippine Business and Industry

By Employment Grouping, Small establishments spent the highest of PhP 262.46 billion or 42.6 percent of the total expense in 2021. Large establishments paid the second highest total expense of PhP 165.76 billion or 26.9 percent of the total. Micro establishments followed with PhP 96.26 billion or 15.6 percent of the total. Medium establishments, on the other hand, incurred the least with PhP 92.15 billion or 14.9 percent share to the total expense in 2021.

Sales from E-commerce Transactions

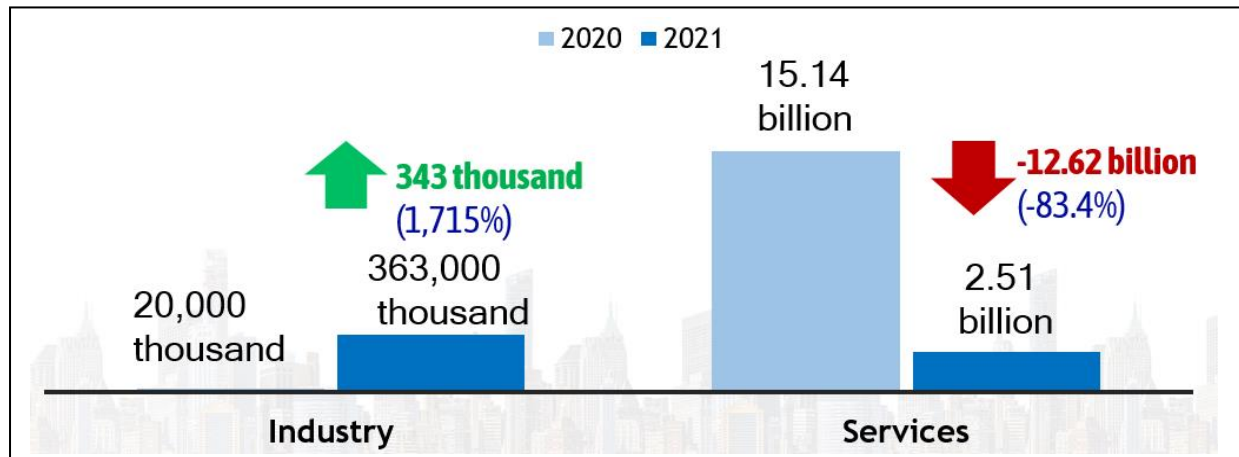
Figure 17. Sales from E-commerce Transaction, Davao Region: 2019-2021
(In Billion Pesos)



Source: Philippine Statistics Authority, 2021 Annual Survey of Philippine Business and Industry

Total sales from e-commerce transactions in 2021 were estimated at PhP 2.5 billion, a decrease of 83.4 percent from the PhP 15.14 billion generated in 2020. The value is still much lower than pre-pandemic period of PhP 15.73 billion in 2019.

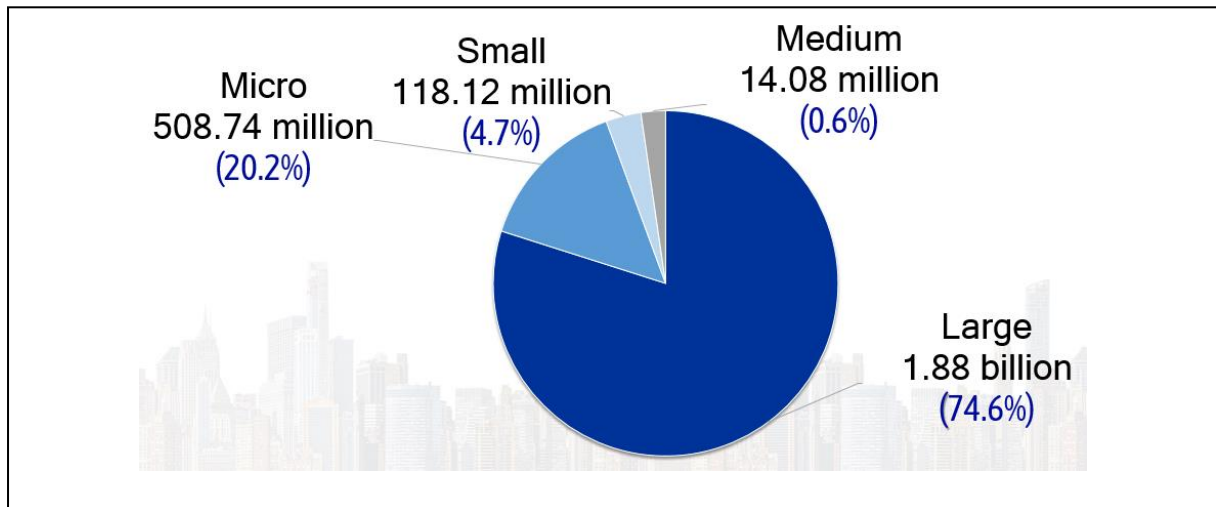
Figure 18. Sales from E-commerce Transaction Annual Increase/Decrease by Broad Industry Group, Davao Region: 2020-2021(In Pesos)



Source: Philippine Statistics Authority, 2021 Annual Survey of Philippine Business and Industry

In terms of annual increase or decrease by broad industry group, the Services generated PhP 2.51 billion sales from e-commerce transactions in 2021. This translates to a decrease of PhP 12.62 billion or annual negative growth of 83.4 percent from PhP 15.14 billion generated sales from e-commerce in 2020. On the other hand, sales from e-commerce transactions for Industry increased to PhP 363 thousand, which was higher by PhP 343 thousand or a growth of 1,715 percent from the PhP 20 thousand reported in 2020. Meanwhile, no e-commerce sales were reported from the Agriculture in both years of 2020 and 2021.

Figure 19. Sales from E-commerce Transactions, by Employment Grouping, Davao Region: 2021(In Pesos)



Source: Philippine Statistics Authority, 2021 Annual Survey of Philippine Business and Industry

By Employment Groupings, Large establishments accounted for the highest share to the total sales from e-commerce transactions in 2021 with PhP 1.88 billion or 74.6 percent. Micro establishments had the second highest share with PhP 508 Million or 20.2 percent of the total. Small establishments had PhP 118.12 Million or 4.7 percent of the total sales from e-commerce transactions in 2021. While Medium establishments, generated the lowest with PhP 14.08 Million or 0.6 percent of the total.

Note: 2021 ASPBI results are posted on the PSA website (<http://openstat.psa.gov.ph/>).

APPROVED FOR RELEASE:

Tracy
RANDOLPH ANTHONY B. GALES
 (Chief Statistical Specialist)
 Officer-In-Charge
 Regional Statistical Services Office 11

Andy
 CPD/MLCM/JTC

TECHNICAL NOTES

The Annual Survey of Philippine Business and Industry (ASPBI), one of the designated statistical activities of the Philippine Statistics Authority (PSA), generates essential statistics for economic planning and analysis. It is specifically designed to collect and generate information on the levels, structure, performance, and trends of economic activities of the formal sector of the country's economy.

The 2021 ASPBI is the 49th in the series of annual surveys of establishments in the country. It was conducted nationwide in April 2022 with 2021 as reference period. In this round of the ASPBI, the 2021 Survey on Information and Communications Technology (SICT) is a rider to this survey.

The conduct of the 2021 ASPBI is authorized under Republic Act No. 10625, known as the Philippine Statistical Act of 2013, which mandates the PSA to collect, compile, analyze, and publish statistical information relating to the country's economic condition.

Establishments are classified based on Employment Grouping as follows:

Micro establishments are establishments with total employment of 1 to 9.

Small establishments are those with total employment of 10 to 99.

Medium establishments are those with total employment of 100 to 199.

Large establishments are those with total employment of 200 and over.