



2024 ANNUAL LABOR MARKET STATISTICS OF DAVAO REGION



POPULATION 15 YEARS OLD AND OVER

All persons 15 years old and over as of their last birthday

DAVAO REGION

2024
3.83 Million



2023
3.77 Million

2022
3.71 Million

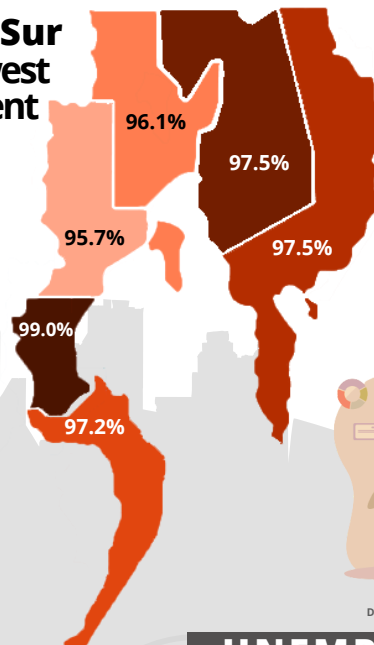


EMPLOYMENT RATE

Percentage of the total number of employed persons to the total number of persons in the labor force

Davao del Sur
has the lowest
employment
rate in
2024

Davao del Sur
Davao de Oro
Davao Oriental
Davao Occidental
Davao del Norte
Davao City



2024
Davao Region
Employment Rate
96.8%

2023 96.8%
2022 96.0%



Designed by pch.vector / Freepik

UNEMPLOYMENT RATE

Percentage of the total number of unemployed persons to the total number of persons in the labor force



Among the provinces and HUC of Davao Region

Davao City
has the highest
unemployment rate in
2024 at **4.3%**

DAVAO REGION

2024	3.2%
2023	3.2%
2022	4.0%

UNDEREMPLOYMENT RATE

Percentage of the total number of underemployed persons to the total number of employed persons

DAVAO REGION

2024	4.4%
2023	6.7%
2022	9.1%




Among the provinces and HUC of Davao Region

Davao de Oro
has the highest
underemployment rate in
2024 at **6.2%**

LABOR FORCE PARTICIPATION RATE (LFPR)

Percentage of the total number of persons in the labor force to the total population 15 years old and over




2024
64.5%

DAVAO REGION

2023
64.2%

2022
62.6%

2.47 Million
total number of
persons in the labor
force in
Davao Region
2024



rso11@psa.gov.ph
rso11socc@psa.gov.ph



www.psa.gov.ph
<https://rso11.psa.gov.ph>

Ref. No. INF-25RSSO11-097
Date: 01 August 2025



APPROVED FOR RELEASE:

[Signature]
BABY JEAN P. ALID, CPA, MPA
(Chief Administrative Officer)
Officer-In-Charge
Regional Statistical Services Office XI

ICONS: <https://www.canva.com/>
Notes: Details may not add up to totals due to rounding.
Source: Philippine Statistics Authority, Labor Force Survey