



2023 ANNUAL LABOR MARKET STATISTICS OF DAVAO REGION



POPULATION 15 YEARS OLD AND OVER

All persons 15 years old and over as of their last birthday

DAVAO REGION

2023
3.77 Million



2022
3.71 Million

2021
3.64 Million

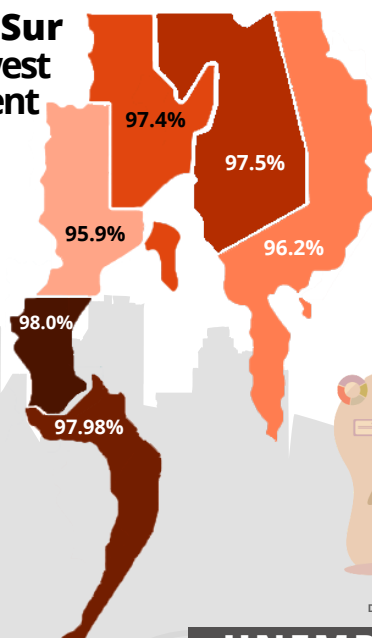


EMPLOYMENT RATE

Percentage of the total number of employed persons to the total number of persons in the labor force

Davao del Sur has the lowest employment rate in 2023

- Davao del Sur
- Davao Occidental
- Davao de Oro
- Davao del Norte
- Davao Oriental
- Davao City



2023
Davao Region
Employment Rate
96.9%


2022 96.0%
2021 95.2%



Designed by pch.vector / Freepik

LABOR FORCE PARTICIPATION RATE (LFPR)

Percentage of the total number of persons in the labor force to the total population 15 years old and over




2023
64.3%

DAVAO REGION

2022
62.6%

2021
60.9%

2.43 Million
total number of persons in the labor force in Davao Region 2023



UNEMPLOYMENT RATE

Percentage of the total number of unemployed persons to the total number of persons in the labor force



Among the provinces and HUC of Davao Region **Davao City** has the highest unemployment rate in 2023 at **4.1%**

DAVAO REGION

2023	3.1%
2022	4.0%
2021	4.8%

UNDEREMPLOYMENT RATE

Percentage of the total number of underemployed persons to the total number of employed persons

DAVAO REGION

2023	6.6%
2022	9.1%
2021	9.7%



Among the provinces and HUC of Davao Region **Davao Oriental** has the highest underemployment rate in 2023 at **10.8%**



✉ rso11@psa.gov.ph
rso11socc@psa.gov.ph

🌐 www.psa.gov.ph
https://rso11.psa.gov.ph

Ref. No. INF-24RSSO11-0071
Date: 10 December 2024

SCAN ME



APPROVED FOR RELEASE:

Tracy Gales
RANDOLPH ANTHONY B. GALES
(Chief Statistical Specialist)
Officer-in-Charge
Regional Statistical Services Office XI

f /PSA11govph
@PSA11govph

☎ (084) 224-1140

ICONS: <https://www.canva.com/>
Notes: Details may not add up to totals due to rounding.
Source: Philippine Statistics Authority, Labor Force Survey