



DAVAO REGION INFLATION RATE FOR THE BOTTOM 30% INCOME HOUSEHOLDS NOVEMBER 2024 (2018=100)



DATE PUBLISHED: 10 DECEMBER 2024

REFERENCE NO.: INF-24RSSO11-074

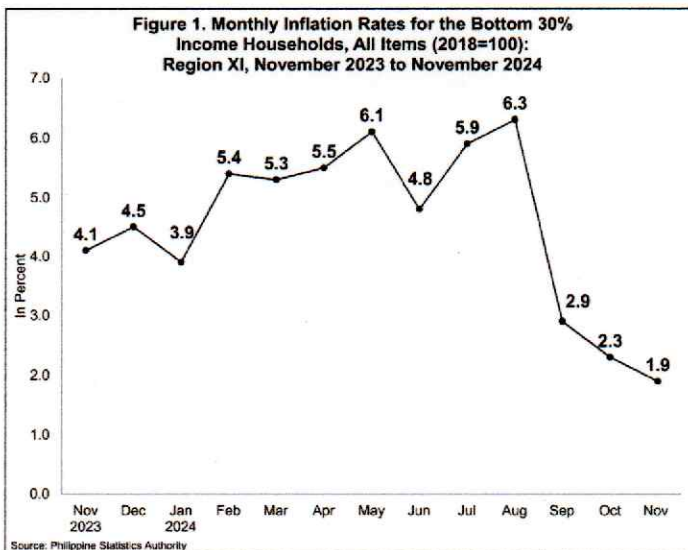
INFLATION FOR THE BOTTOM 30% INCOME HOUSEHOLD

1.9%

The regional inflation for the bottom 30% income household declined to 1.9 percent in November 2024, from 2.3 percent in October 2024.

128.1 CPI

In November 2024, the CPI for the bottom 30% income household posted at 128.1.



DID YOU KNOW?

How does the PSA compile the CPI for the bottom 30% income households?

The CPI for the bottom 30% income households is compiled by the PSA to measure the changes of prices of commodities commonly purchased by the families that belong to the bottom 30% income decile.

INFLATION RATE

is the annual rate of change or the year-on-year change in the **CONSUMER PRICE INDEX (CPI)** expressed in percent.

CPI

is an indicator of the change in the average retail prices of a fixed basket of goods and services commonly purchased by households relative to a base year.

INFLATION RATE (%) AND CPI BY COMMODITY GROUP, DAVAO REGION

1.8%
128.1

Food and Non-Alcoholic Beverages

2.7%
188.4

Alcoholic Beverages and Tobacco

3.3%
123.3

Clothing and Footwear

1.8%
120.4

Housing, Water, Electricity, Gas, and Other Fuels

3.1%
125.1

Furnishing, Household Equipment and Routine

2.3%
135.4

Health

-2.4%
127.2

Transport

-0.2%
102.7

Information Communication

7.1%
149.5

Recreation, Sport and Culture

2.7%
119.8

Education Services

5.4%
130.8

Restaurants and Accommodation Services

-0.1%
147.0

Financial Services

2.6%
124.2

Personal Care, and Miscellaneous Goods and Services

● INCREASE ● DECREASE ● NO CHANGE

AS COMPARED TO OCTOBER 2024 INFLATION

INFLATION RATE (%) AND CPI BY SELECTED FOOD GROUP, DAVAO REGION

0.0%
117.3

Cereals and Cereal Products

0.9%
139.6

Meat and Other Parts of Slaughtered Land Animals

5.3%
133.4

Fish and Other Seafood

3.5%
138.2

Milk, Other Dairy Products, and Eggs

16.9%
148.6

Oils and Fats

6.8%
150.0

Fruits and Nuts

0.9%
131.6

Vegetables, Tubers, Cooking Bananas and Pulses

-7.8%
147.1

Sugar, Confectionery and Desserts

6.4%
142.2

Ready-Made Food and Other Food Products N.E.C.

SOURCE: SURVEY OF RETAIL PRICES OF COMMODITIES FOR CONSUMER PRICE INDEX, PHILIPPINE STATISTICS AUTHORITY
ICONS: FLATICON.COM

APPROVED FOR RELEASE:

RANDOLPH ANTHONY B. GALES
(Chief Statistical Specialist)
Officer-in-Charge
Regional Statistical Services Office 11



DAVAO REGION INFLATION RATE FOR THE BOTTOM 30% INCOME HOUSEHOLDS NOVEMBER 2024 (2018=100)



DATE PUBLISHED: 10 DECEMBER 2024

REFERENCE NO.: INF-24RSSO11-075

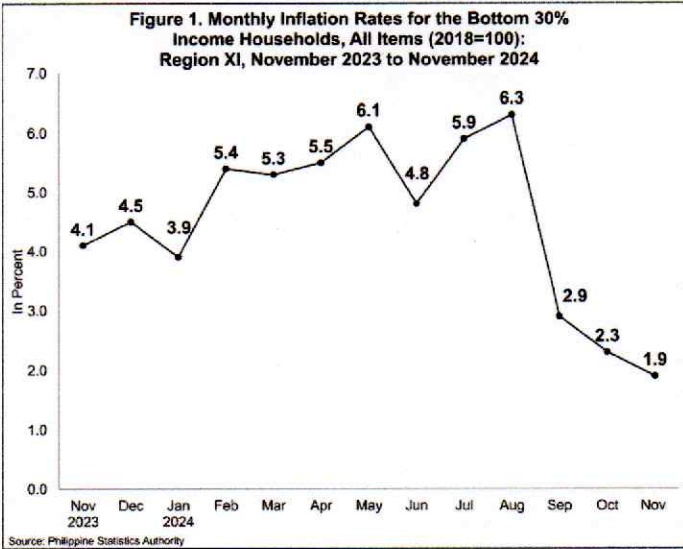
INFLATION FOR THE BOTTOM 30% INCOME HOUSEHOLD

1.9% ↓

Ang inflation para sa bottom 30% income household ng rehiyon ay bumaba ng 1.9 porsiyento noong Nobyembre 2024, mula 2.3 porsiyento noong Oktubre 2024.

128.1 CPI

Noong Nobyembre 2024, ang CPI para sa bottom 30% income household ng rehiyon ay naitala sa 128.1.



DID YOU KNOW?

Paano tinitipon ng PSA ang CPI para sa mga sambahayan na may pinakamababang 30% na kita?

Ang CPI para sa pinakamababang 30% na kita na mga sambahayan ay pinagsama-sama ng PSA upang sukatin ang mga pagbabago sa mga presyo ng mga bilingin na karaniwang binibili ng mga pamilyang kabilang sa ilalim ng 30% na decile ng kita.

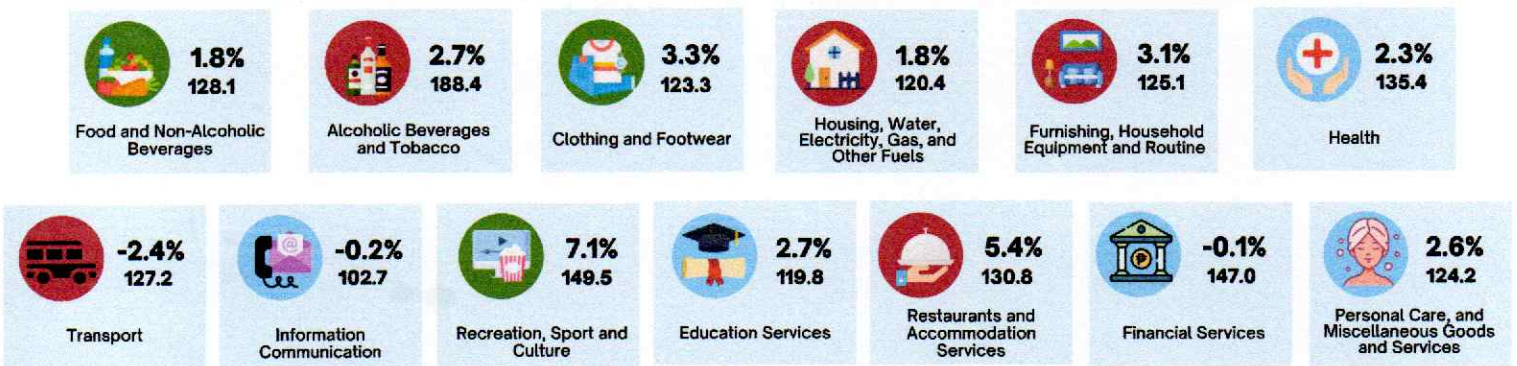
INFLATION RATE

ay ang taunang rate ng pagbabago o ang taunang pagbabago sa **CONSUMER PRICE INDEX (CPI)**.

CPI


ay tanda ng pagbabago ng kabuuang presyo ng isang basket ng mga produkto at serbisyo na karaniwang binibili ng isang sambahayan (household) sa isang taon kumpara sa presyo nito sa itinakdang taon (base year).

INFLATION RATE (%) AND CPI BY COMMODITY GROUP, DAVAO REGION



*KUMPARA SA INFLATION NOONG OKTOBRE 2024 INFLATION

INFLATION RATE (%) AND CPI BY SELECTED FOOD GROUP, DAVAO REGION



SOURCE: SURVEY OF RETAIL PRICES OF COMMODITIES FOR CONSUMER PRICE INDEX, PHILIPPINE STATISTICS AUTHORITY
ICONS: FLATICON.COM

APPROVED FOR RELEASE:

RANDOLPH ANTHONY B. GALES
(Chief Statistical Specialist)
Officer-in-Charge
Regional Statistical Services Office 11



REPUBLIC OF THE PHILIPPINES
PHILIPPINE STATISTICS AUTHORITY
REGIONAL STATISTICAL SERVICES OFFICE - DAVAO REGION

Ango Building, Cabaguio Avenue, Davao City



(082) 224-1140

/PSA11govph

http://rso11.psa.gov.ph

rso11@psa.gov.ph

rso11socd@psa.gov.ph



Certificate No. PHP
QMS 24 93 0203 - 032