



# 2024 ANNUAL CONSUMER PRICE INDEX FOR ALL INCOME HOUSEHOLDS IN DAVAO REGION (2018=100)



DATE PUBLISHED: 26 FEBRUARY 2025

REFERENCE NO.: INF-25RSSO11-015



## Php 128.2

Annual Average CPI for All Items (2018=100)

This implies that the cost of a basket of goods and services commonly purchased by a typical Filipino household worth Php100.0 in 2018 is worth Php128.2 in 2024 in Davao Region.



Consumer Price Index (CPI) is an indicator of the changes in the average retail prices of a fixed basket of goods and services commonly purchased by households relative to a base year.



The annual average inflation rate is used to smooth out short-term fluctuations and get a clearer picture of the overall inflation trend over a longer period.

### Annual Average Inflation Rate (%) and CPI by Major Commodity Group

● INCREASE ● DECREASE ● NO CHANGE  
AS COMPARED TO ANNUAL AVERAGE 2023 INFLATION



**6.3%**  
**131.7**  
Food and Non-Alcoholic Beverages



**-0.1%**  
**105.1**  
Information Communication



**6.2%**  
**177.2**  
Alcoholic Beverages and Tobacco



**5.1%**  
**127.5**  
Recreation, Sport and Culture



**4.5%**  
**123.5**  
Clothing and Footwear



**6.1%**  
**121.0**  
Education Services



**-0.5%**  
**118.8**  
Housing, Water, Electricity, Gas, and Other Fuels



**5.9%**  
**128.7**  
Restaurants and Accommodation Services



**4.4%**  
**126.1**  
Furnishing, Household Equipment and Routine Maintenance of the House



**-0.1%**  
**147.2**  
Financial Services



**3.7%**  
**129.6**  
Health

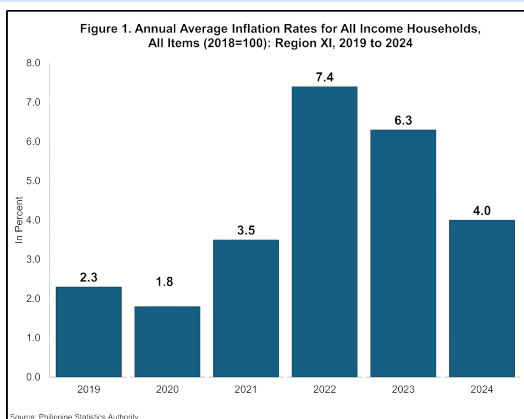


**4.1%**  
**125.2**  
Personal Care, and Miscellaneous Goods and Services



**0.9%**  
**130.8**  
Transport

### Annual Average Inflation Rate



The annual average inflation decelerated to 4.0 percent in 2024 compared to 6.3 percent in 2023.



Inflation Rate is the rate of change of the CPI expressed in percent. Inflation is interpreted in terms of declining purchasing power of peso.

### Annual Average Purchasing Power of Peso



**0.78**  
Annual Average

A peso in 2018 is worth 78 centavos in 2024.



Purchasing Power of Peso gives an indication of how much the Philippine peso is worth in a given period relative to its value in a base period.

APPROVED FOR RELEASE:

**RANDOLPH ANTHONY B. GALES**  
(Chief Statistical Specialist)  
Officer-In-Charge  
Regional Statistical Services Office 11

*(Signature)*

SOURCE: SURVEY OF RETAIL PRICES OF COMMODITIES FOR CONSUMER PRICE INDEX, PHILIPPINE STATISTICS AUTHORITY  
ICONS: FLATICON.COM



REPUBLIC OF THE PHILIPPINES  
**PHILIPPINE STATISTICS AUTHORITY**  
REGIONAL STATISTICAL SERVICES OFFICE - DAVAO REGION

Ango Building, Cabaguio Avenue, Davao City



(082) 224-1140  
/PSAgovphxi  
http://rso11.psa.gov.ph  
rso11@psa.gov.ph  
rso11socd@psa.gov.ph



Certificate No. PHP  
QMS 24 93 0203 - 032



# 2024 ANNUAL CONSUMER PRICE INDEX FOR ALL INCOME HOUSEHOLDS IN DAVAO REGION (2018=100)



DATE PUBLISHED: 26 FEBRUARY 2025

REFERENCE NO.: INF-25RSSO11-016



## Php 128.2

CPI for All Items (2018=100)

Ipinahihiwatig nito na ang halaga ng isang basket ng mga bilihin at serbisyo na karaniwang binibili ng isang tipikal na sambahayang Pilipino na nagkakahalaga ng Php100.0 noong 2018 ay nagkakahalaga ng Php128.2 noong 2024 sa Rehiyon ng Davao.

### Annual Average Inflation Rate (%) and CPI by Major Commodity Group

TUMAAS BUMABA WALANG PAGBABAGO

\*KUMPARA SA ANNUAL AVERAGE 2023 INFLATION



**6.3%**  
**131.7**  
Food and Non-Alcoholic Beverages



**-0.1%**  
**105.1**  
Information Communication



**6.2%**  
**177.2**  
Alcoholic Beverages and Tobacco



**5.1%**  
**127.5**  
Recreation, Sport and Culture



**4.5%**  
**123.5**  
Clothing and Footwear



**6.1%**  
**121.0**  
Education Services



**-0.5%**  
**118.8**  
Housing, Water, Electricity, Gas, and Other Fuels



**5.9%**  
**128.7**  
Restaurants and Accommodation Services



**4.4%**  
**126.1**  
Furnishing, Household Equipment and Routine Maintenance of the House



**-0.1%**  
**147.2**  
Financial Services



**3.7%**  
**129.6**  
Health



**4.1%**  
**125.2**  
Personal Care, and Miscellaneous Goods and Services



**0.9%**  
**130.8**  
Transport

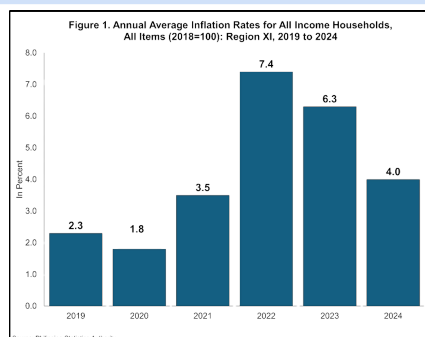


Ang Consumer Price Index (CPI) ay tanda ng pagbabago ng kabuuang presyo ng isang basket ng mga produkto at serbisyo na karaniwang binibili ng isang sambahayan (household) sa isang taon kumpara sa presyo nito sa itinakdang taon (base year).



Ang annual average inflation ay ginagamit upang mapalitan ang mga panandaliang pagbabago at makakuha ng mas malinaw na larawan ng pangkalahatang trend ng inflation sa mas mahabang panahon.

### Annual Average Inflation Rate



Bumaba sa 4.0 porsyento ang average annual headline inflation sa rehiyon noong 2024 mula sa 6.3 porsiyento noong 2023.



Ang Inflation Rate ay ang taunang rate ng pagbabago o ang taunang pagbabago sa CPI.

### Annual Average Purchasing Power of Peso



## 0.78

Annual Average

Ang piso noong 2018 ay nagkakahalaga ng 78 centavos noong 2024.



Ang Purchasing Power of Peso ay ang "tunay" na halaga ng iyong piso sa taong ninanais kumpara sa nakatakdang taon (reference period). Ikinakalkula ito sa pamamagitan ng pagkuha ng palitan ng CPI at pagmultiplika ng resulta sa 100.

APPROVED FOR RELEASE:

*Tracy*  
**RANDOLPH ANTHONY B. GALES**  
(Chief Statistical Specialist)  
Officer-In-Charge  
Regional Statistical Services Office 11

SOURCE: SURVEY OF RETAIL PRICES OF COMMODITIES FOR CONSUMER PRICE INDEX, PHILIPPINE STATISTICS AUTHORITY

ICONS: FLATICON.COM



REPUBLIC OF THE PHILIPPINES  
**PHILIPPINE STATISTICS AUTHORITY**  
REGIONAL STATISTICAL SERVICES OFFICE - DAVAO REGION

Ango Building, Cabaguio Avenue, Davao City



(082) 224-1140

/PSAgovphxi


http://rso11.psa.gov.ph

rso11@psa.gov.ph

rso11socd@psa.gov.ph



BAGONG PILIPINAS



Certificate No. PHP QMS 24 93 0203 - 032