



DAVAO REGION INFLATION RATE FOR ALL INCOME HOUSEHOLDS AUGUST 2024 (2018=100)



DATE PUBLISHED: 09 SEPTEMBER 2024


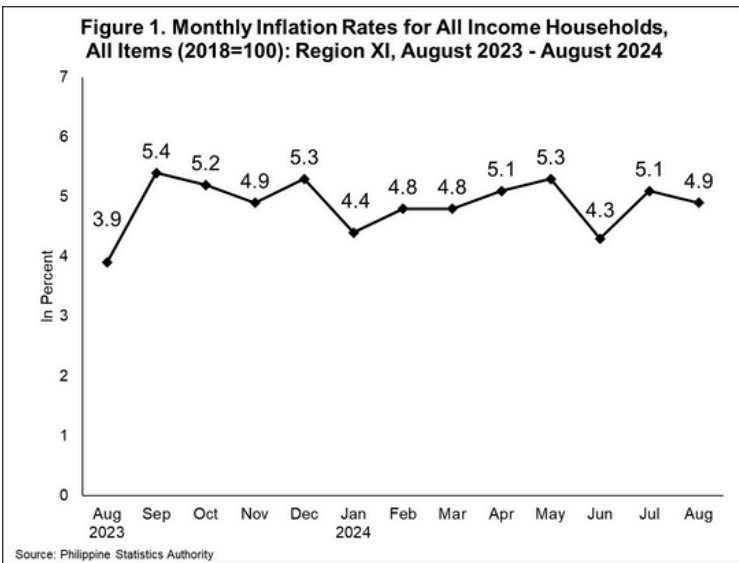
REFERENCE NO.: INF-24RSSO11-052

HEADLINE INFLATION

4.9%

The headline inflation in the region eased down to 4.9 percent in August 2024 from 5.1 percent in July 2024.

128.6 CPI
0.78 PPP



INFLATION RATE is the annual rate of change or the year-on-year change in the **CONSUMER PRICE INDEX (CPI)** expressed in percent.

CPI is an indicator of the change in the average retail prices of a fixed basket of goods and services commonly purchased by households relative to a base year. The CPI for All Income Households was rebased from Base Year 2012 to Base Year 2018.

PURCHASING POWER OF PESO (PPP) is a measure of the real value of peso in a given period relative to a chosen reference period. It is computed by getting the reciprocal of the CPI and multiplying the result by 100.

INFLATION RATE (%) AND CPI BY COMMODITY GROUP, DAVAO REGION

6.6% 131.7	5.0% 178.0	4.5% 124.2	4.3% 120.4	4.5% 127.1	3.3% 130.0
-1.1% 129.7	-0.4% 105.1	5.1% 128.7	7.9% 125.8	6.5% 128.5	-0.1% 147.2
INCREASE DECREASE NO CHANGE					

AS COMPARED TO JULY 2024 INFLATION

INFLATION RATE (%) AND CPI BY SELECTED FOOD GROUP, DAVAO REGION

15.0% 123.2	2.1% 145.2	-0.6% 127.1	3.3% 130.0
-0.1% 140.8	15.6% 142.7	7.0% 142.5	-5.3% 143.5
8.4% 138.4			

SOURCE: SURVEY OF RETAIL PRICES OF COMMODITIES FOR CONSUMER PRICE INDEX, PHILIPPINE STATISTICS AUTHORITY
ICONS: FLATICON.COM

APPROVED FOR RELEASE:

RANDOLPH ANTHONY B. GALES
(Chief Statistical Specialist)
Officer-In-Charge
Regional Statistical Services Office 11



DAVAO REGION INFLATION RATE FOR ALL INCOME HOUSEHOLDS AUGUST 2024 (2018=100)



DATE PUBLISHED: 09 SEPTEMBER 2024

REFERENCE NO.: INF-24RSSO11-053

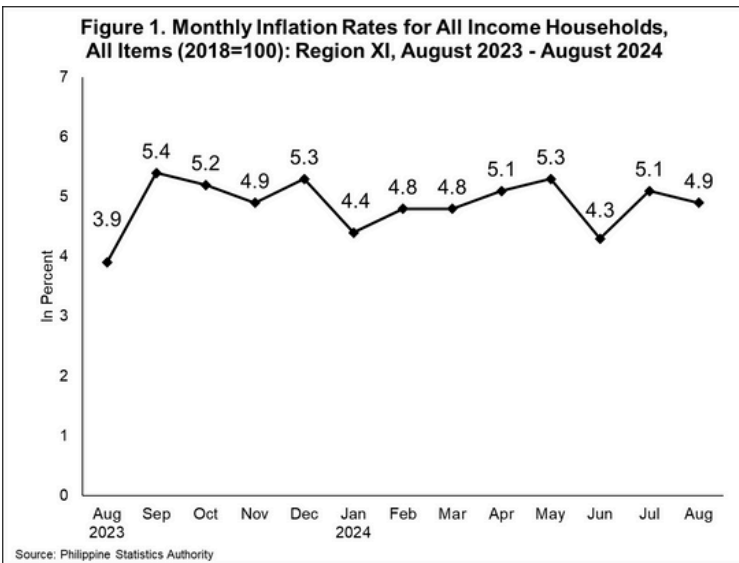
HEADLINE INFLATION

4.9% ↓

Ang headline inflation ng rehiyon ay bumaba sa 4.9 porsiyento noong Agosto 2024, mula 5.1 porsiyento noong Hulyo 2024.

128.6 CPI

0.78 PPP



INFLATION RATE
ay ang taunang rate ng pagbabago o ang taunang pagbabago sa **CONSUMER PRICE INDEX (CPI)**.

CPI
ay tanda ng pagbabago ng kabuuang presyo ng isang basket ng mga produkto at serbisyo na karaniwang binibili ng isang sambahayan (household) sa isang taon kumpara sa presyo nito sa itinakdang taon (base year). Ang Base Year para sa lahat ng Income Households ay binabago mula 2012 hanggang Base Year 2018.

PURCHASING POWER OF PESO (PPP)
ay ang "tunay" na halaga ng iyong piso sa taong ninanais kumpara sa nakatakdang taon (reference period). Ikinakalkula ito sa pamamagitan ng pagkuha ng palitan ng CPI at pagmultiplika ng resulta sa 100.

INFLATION RATE (%) AND CPI BY COMMODITY GROUP, DAVAO REGION

<p>6.6% 131.7</p> <p>Food and Non-Alcoholic Beverages</p>	<p>5.0% 178.0</p> <p>Alcoholic Beverages and Tobacco</p>	<p>4.5% 124.2</p> <p>Clothing and Footwear</p>	<p>4.3% 120.4</p> <p>Housing, Water, Electricity, Gas, and Other Fuels</p>	<p>4.5% 127.1</p> <p>Furnishing, Household Equipment and Routine</p>	<p>3.3% 130.0</p> <p>Health</p>
<p>-1.1% 129.7</p> <p>Transport</p>	<p>-0.4% 105.1</p> <p>Information Communication</p>	<p>5.1% 128.7</p> <p>Recreation, Sport and Culture</p>	<p>7.9% 125.8</p> <p>Education Services</p>	<p>6.5% 128.5</p> <p>Restaurants and Accommodation Services</p>	<p>-0.1% 147.2</p> <p>Financial Services</p>
TUMAAS BUMABA WALANG PAGBABAGO					

*KUMPARA SA INFLATION NOONG HULYO 2024 INFLATION

INFLATION RATE (%) AND CPI BY SELECTED FOOD GROUP, DAVAO REGION

<p>15.0% 123.2</p> <p>Cereals and Cereal Products</p>	<p>2.1% 145.2</p> <p>Meat and Other Parts of Slaughtered Land Animals</p>	<p>-0.6% 127.1</p> <p>Fish and Other Seafood</p>	<p>3.3% 130.0</p> <p>Milk, Other Dairy Products, and Eggs</p>
<p>-0.1% 140.8</p> <p>Oils and Fats</p>	<p>15.6% 142.7</p> <p>Fruits and Nuts</p>	<p>7.0% 142.5</p> <p>Vegetables, Tubers, Cooking Bananas and Pulses</p>	<p>-5.3% 143.5</p> <p>Sugar, Confectionery and Desserts</p>
<p>8.4% 138.4</p> <p>Ready-Made Food and Other Food Products N.E.C.</p>			

SOURCE: SURVEY OF RETAIL PRICES OF COMMODITIES FOR CONSUMER PRICE INDEX, PHILIPPINE STATISTICS AUTHORITY
ICONS: FLATICON.COM

APPROVED FOR RELEASE:
Taligay
RANDOLPH ANTHONY B. GALES
(Chief Statistical Specialist)
Officer-In-Charge
Regional Statistical Services Office 11
MLC/MKA