











ANNUAL AVERAGE FARMGATE PRICES FRUITS DAVAO REGION:2023

DATE PUBLISHED: 09 JULY 2025

REFERENCE NO.: INF-25RSSO11-078

ANNUAL AVERAGE PRICE	COMMODITY	GROWTH RATE (2022 - 2023)	ANNUAL AVERAGE PRICE	COMMODITY	GROWTH RATE (2022 - 2023)
PhP31.57 per kilo	 Banana Lakatan, green	52.5% ↑	PhP33.82 per kilo	 Lanzones	32.4% ↑
PhP11.31 per kilo	 Banana Latundan, green	13.0% ↑	PhP49.26 per kilo	 Mango Carabao, green	6.8% ↑
PhP8.07 per kilo	 Banana Saba, green	28.9% ↑	PhP15.34 per kilo	 Papaya Hawaiian	0.0% ↔
PhP20.43 per kilo	 Calamansi	-17.6% ↓	PhP19.25 per kilo	 Pineapple Hawaiian	19.2% ↑
PhP42.02 per kilo	 Durian	-0.9% ↓	PhP50.94 per kilo	 Pomelo	25.8% ↑

What is farmgate price?

IT REFERS TO THE PRICE RECEIVED BY FARMERS FOR THEIR CROPS AT THE LOCATION OF FARM. THUS, THE MARKETING COSTS, SUCH AS THE TRANSPORT AND OTHER MARKETING COST (IF ANY) INCURRED IN SELLING THE PRODUCE ARE NOT INCLUDED IN THE FARM PRICES.

SOURCE: 2010-2023 Farm Prices Survey (FPS), 2024 Crops Production Survey (CrPS), Philippine Statistics Authority
IMAGES: Canva.com

APPROVED FOR RELEASE:

Tallygall
RANDOLPH ANTHONY B. GALES
(Chief Statistical Specialist)
Officer-In-Charge
Regional Statistical Services Office 11
MLCM/KKA/PICA