

















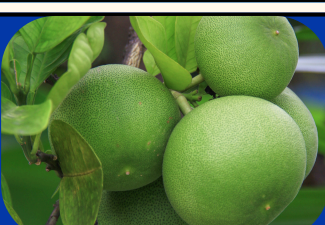



ANNUAL AVERAGE PRICE	COMMODITY	GROWTH RATE (2021 - 2022)	ANNUAL AVERAGE PRICE	COMMODITY	GROWTH RATE (2021 - 2022)
PhP20.70 per kilo	 Banana Lakatan, green	 -2.5%	PhP25.55 per kilo	 Lanzones	 -49.2%
PhP10.01 per kilo	 Banana Latundan, green	 -10.3%	PhP46.12 per kilo	 Mango Carabao, green	 3.5%
PhP6.26 per kilo	 Banana Saba, green	 -19.0%	PhP15.34 per kilo	 Papaya Hawaiian	 -29.2%
PhP24.78 per kilo	 Calamansi	 15.4%	PhP16.15 per kilo	 Pineapple Hawaiian	 -8.4%
PhP42.39 per kilo	 Durian	 2.4%	PhP40.49 per kilo	 Pomelo	 8.7%

What is farmgate price?

IT REFERS TO THE PRICE RECEIVED BY FARMERS FOR THEIR CROPS AT THE LOCATION OF FARM. THUS, THE MARKETING COSTS, SUCH AS THE TRANSPORT AND OTHER MARKETING COST (IF ANY) INCURRED IN SELLING THE PRODUCE ARE NOT INCLUDED IN THE FARM PRICES.

SOURCE: 2010-2023 Farm Prices Survey (FPS), 2024 Crops Production Survey (CrPS), Philippine Statistics Authority
IMAGES: Canva.com

APPROVED FOR RELEASE:

Rallyan
RANDOLPH ANTHONY B. GALES
(Chief Statistical Specialist)
Officer-In-Charge
Regional Statistical Services Office 11
MLC/IKK/PICA