



DAVAO REGION INFLATION RATE FOR ALL INCOME HOUSEHOLDS MARCH 2025 (2018=100)



DATE PUBLISHED: 04 APRIL 2025

REFERENCE NO.: INF-25RSSO11-027

HEADLINE INFLATION

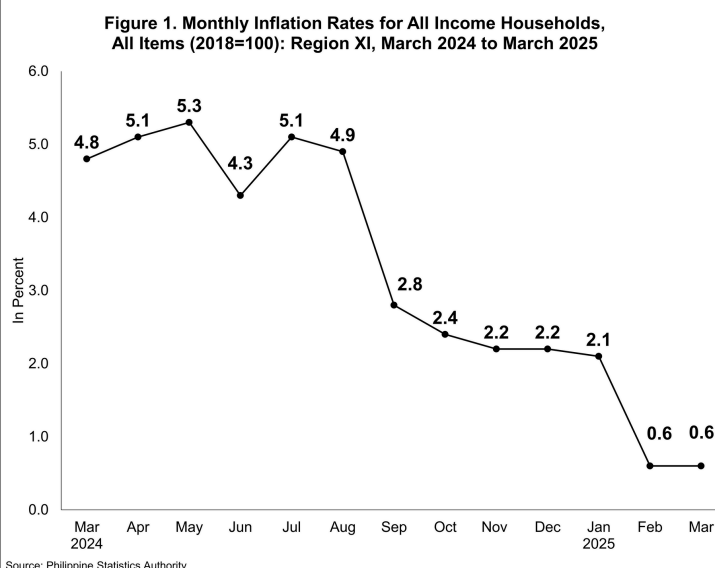
0.6%

The headline inflation in the region remained at 0.6 percent in March 2025 from 0.6 percent in February 2025.



129.1 CPI

In March 2025, the CPI for the All Income Household posted at 129.1.



DID YOU KNOW?

INFLATION RATE

is the annual rate of change or the year-on-year change in the **CONSUMER PRICE INDEX (CPI)** expressed in percent.

CPI

is an indicator of the change in the average retail prices of a fixed basket of goods and services commonly purchased by households relative to a base year. The CPI for All Income Households was rebased from Base Year 2012 to Base Year 2018.

INFLATION RATE (%) AND CPI BY COMMODITY GROUP, DAVAO REGION




-0.2%
132.3

Food and Non-Alcoholic Beverages



4.3%
183.1

Alcoholic Beverages and Tobacco



2.7%
125.7

Clothing and Footwear



0.7%
118.8

Housing, Water, Electricity, Gas, and Other Fuels



3.1%
128.7

Furnishing, Household Equipment and Routine



2.5%
132.2

Health



-2.7%
129.2

Transport



0.9%
106.0

Information Communication



4.7%
131.7

Recreation, Sport and Culture



7.8%
125.8

Education Services



2.8%
131.6

Restaurants and Accommodation Services



0.0%
147.2

Financial Services



2.9%
128.0

Personal Care, and Miscellaneous Goods and Services



INCREASE



DECREASE



NO CHANGE

*AS COMPARED TO FEBRUARY 2025 INFLATION

INFLATION RATE (%) AND CPI BY SELECTED FOOD GROUP, DAVAO REGION



-8.4%
111.2

Cereals and Cereal Products



6.1%
152.5

Meat and Other Parts of Slaughtered Land Animals



3.1%
142.5

Fish and Other Seafood



3.4%
134.3

Milk, Other Dairy Products, and Eggs



11.7%
154.0

Oils and Fats



2.6%
147.4

Fruits and Nuts



1.2%
146.1

Vegetables, Tubers, Cooking Bananas and Pulses



-0.9%
146.0

Sugar, Confectionery and Desserts



6.5%
140.1

Ready-Made Food and Other Food Products N.E.C.

SOURCE: SURVEY OF RETAIL PRICES OF COMMODITIES FOR CONSUMER PRICE INDEX, PHILIPPINE STATISTICS AUTHORITY
ICONS: FLATICON.COM

APPROVED FOR RELEASE:

Handwritten signature
RANDOLPH ANTHONY B. GALES
(Chief Statistical Specialist)
Officer-In-Charge
Regional Statistical Services Office 11
MLC/M/KA




REPUBLIC OF THE PHILIPPINES
PHILIPPINE STATISTICS AUTHORITY
REGIONAL STATISTICAL SERVICES OFFICE - DAVAO REGION

Ango Building, Cabaguio Avenue, Davao City



(082) 224-1140
/PSAgovphx
<http://rsso11.psa.gov.ph>
rsso11@psa.gov.ph
rsso11sodc@psa.gov.ph





DAVAO REGION INFLATION RATE FOR ALL INCOME HOUSEHOLDS MARCH 2025 (2018=100)



DATE PUBLISHED: 04 APRIL 2025

REFERENCE NO.: INF-25RSSO11-028

HEADLINE INFLATION

0.6%

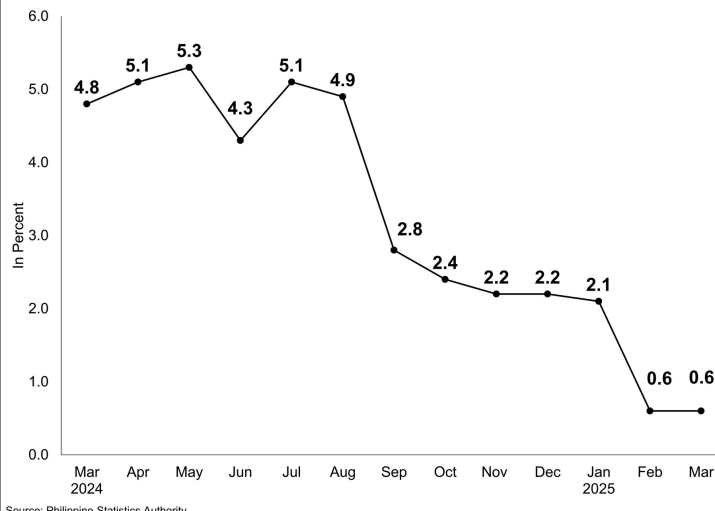
Nanatili sa 0.6 porsiyento ang headline inflation sa rehiyon noong Marso 2025 mula sa 0.6 porsiyento noong Pebrero 2025.



129.1 CPI

Noong Marso 2025, ang CPI para sa all income household ng rehiyon ay naitala sa 129.1.

Figure 1. Monthly Inflation Rates for All Income Households, All Items (2018=100): Region XI, March 2024 to March 2025



Source: Philippine Statistics Authority

DID YOU KNOW?

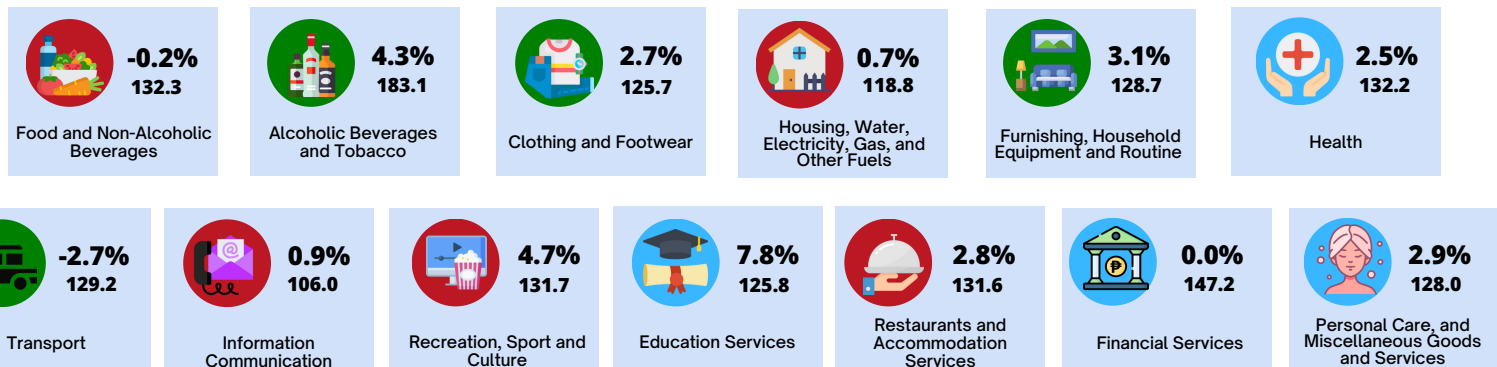
INFLATION RATE

ay ang taunang rate ng pagbabago o ang taunang pagbabago sa **CONSUMER PRICE INDEX (CPI)**.

CPI

ay tanda ng pagbabago ng kabuuang presyo ng isang basket ng mga produkto at serbisyo na karaniwang binibili ng isang sambahayan (household) sa isang taon kumpara sa presyo nito sa itinakdang taon (base year). Ang Base Year para sa lahat ng Income Households ay binabago mula 2012 hanggang Base Year 2018.

INFLATION RATE (%) AND CPI BY COMMODITY GROUP, DAVAO REGION



INCREASE



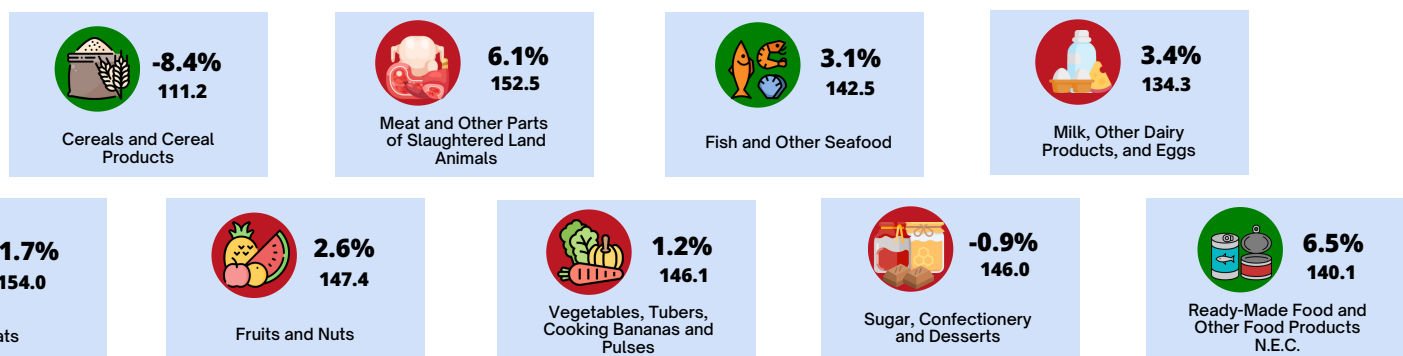
DECREASE



NO CHANGE

*KUMPARA SA INFLATION NOONG PEBRERO 2025 INFLATION

INFLATION RATE (%) AND CPI BY SELECTED FOOD GROUP, DAVAO REGION



SOURCE: SURVEY OF RETAIL PRICES OF COMMODITIES FOR CONSUMER PRICE INDEX, PHILIPPINE STATISTICS AUTHORITY
ICONS: FLATICON.COM

APPROVED FOR RELEASE:

RANDOLPH ANTHONY B. GALES
(Chief Statistical Specialist)
Officer-In-Charge
Regional Statistical Services Office 11
MLCMA/KTA



REPUBLIC OF THE PHILIPPINES
PHILIPPINE STATISTICS AUTHORITY
REGIONAL STATISTICAL SERVICES OFFICE - DAVAO REGION

Ango Building, Cabaguio Avenue, Davao City



(082) 224-1140
/PSAgovphx
<http://rsso11.psa.gov.ph>
rsso11@psa.gov.ph
rsso11sodc@psa.gov.ph

