



DAVAO REGION INFLATION RATE FOR ALL INCOME HOUSEHOLDS FEBRUARY 2025 (2018=100)



DATE PUBLISHED: 07 MARCH 2025

REFERENCE NO.: INF-25RSSO11-019

HEADLINE INFLATION

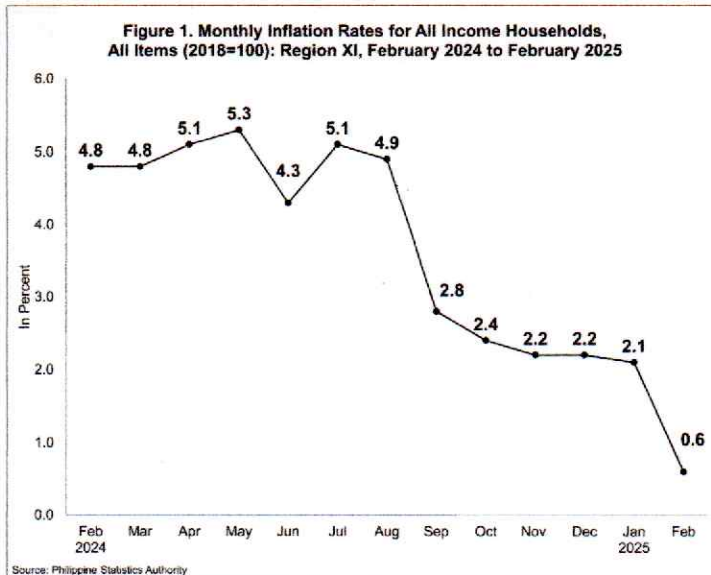
0.6% ↓

The headline inflation in the region declined at 0.6 percent in February 2025 from 2.1 percent in January 2025.



129.1 CPI

In February 2025, the CPI for the All Income Household posted at 129.1.



DID YOU KNOW?

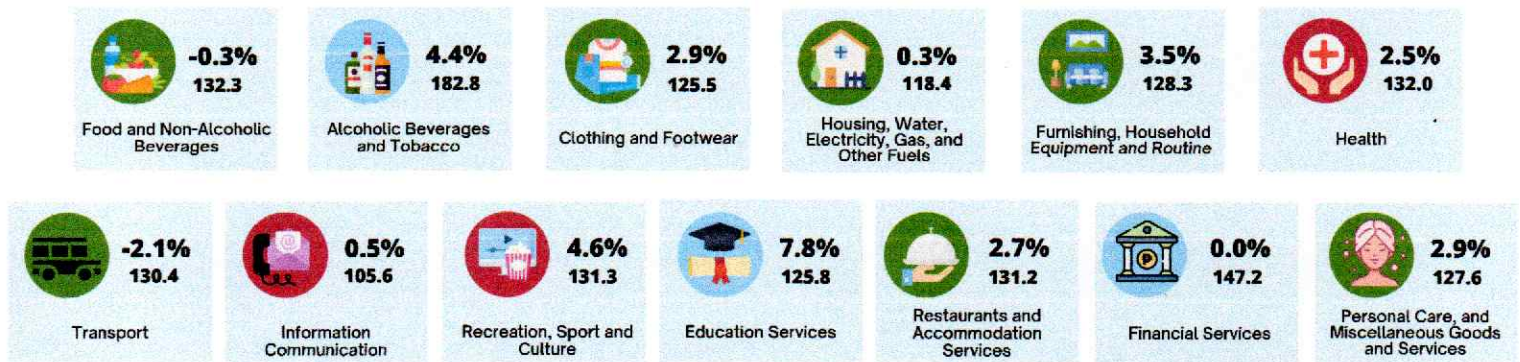
INFLATION RATE

is the annual rate of change or the year-on-year change in the **CONSUMER PRICE INDEX (CPI)** expressed in percent.

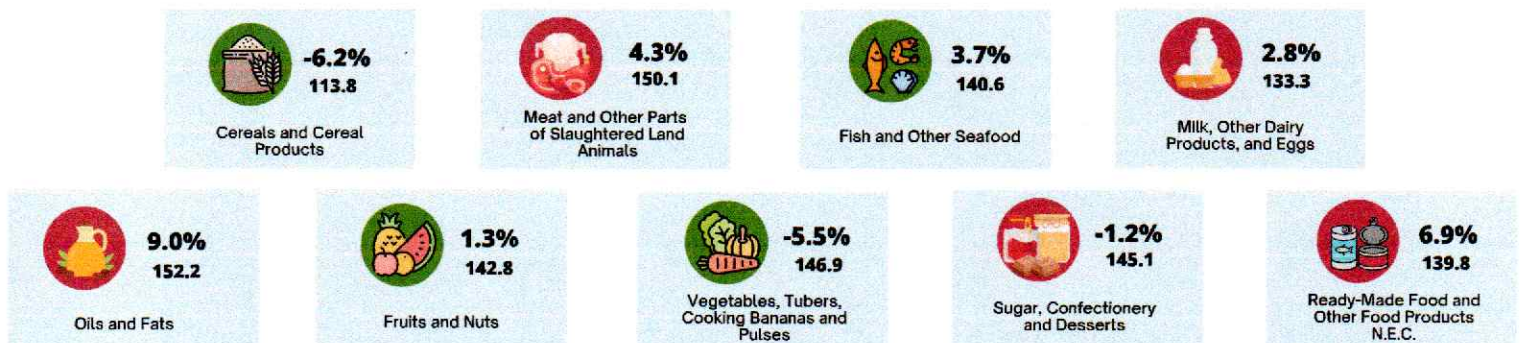
CPI

is an indicator of the change in the average retail prices of a fixed basket of goods and services commonly purchased by households relative to a base year. The CPI for All Income Households was rebased from Base Year 2012 to Base Year 2018.

INFLATION RATE (%) AND CPI BY COMMODITY GROUP, DAVAO REGION



INFLATION RATE (%) AND CPI BY SELECTED FOOD GROUP, DAVAO REGION



SOURCE: SURVEY OF RETAIL PRICES OF COMMODITIES FOR CONSUMER PRICE INDEX, PHILIPPINE STATISTICS AUTHORITY
ICONS: FLATICON.COM

APPROVED FOR RELEASE:

Anthony B. Gales
RANDOLPH ANTHONY B. GALES
(Chief Statistical Specialist)
Officer-in-Charge
Regional Statistical Services Office 11



REPUBLIC OF THE PHILIPPINES
PHILIPPINE STATISTICS AUTHORITY
REGIONAL STATISTICAL SERVICES OFFICE - DAVAO REGION

Ango Building, Cabaguio Avenue, Davao City



(082) 224-1140
/PSA.gov.ph
http://rsso11.psa.gov.ph
rsso11@psa.gov.ph
rsso11socd@psa.gov.ph



Certificate No. PHP
QMS 24 93 0203 - 032



DAVAO REGION INFLATION RATE FOR ALL INCOME HOUSEHOLDS FEBRUARY 2025 (2018=100)



DATE PUBLISHED: 07 MARCH 2025

REFERENCE NO.: INF-25RSSO11-020

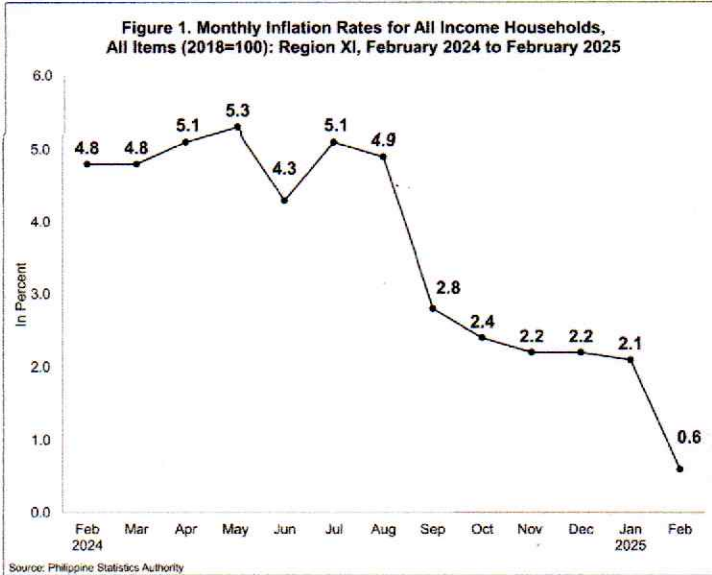
HEADLINE INFLATION

0.6% ↓

Bumaba sa 0.6 porsyento ang headline inflation sa rehiyon noong Pebrero 2025 mula sa 2.1 porsiyento noong Enero 2025.

129.1 CPI

Noong Pebrero 2025, ang CPI para sa all income household ng rehiyon ay naitala sa 129.1.



DID YOU KNOW?

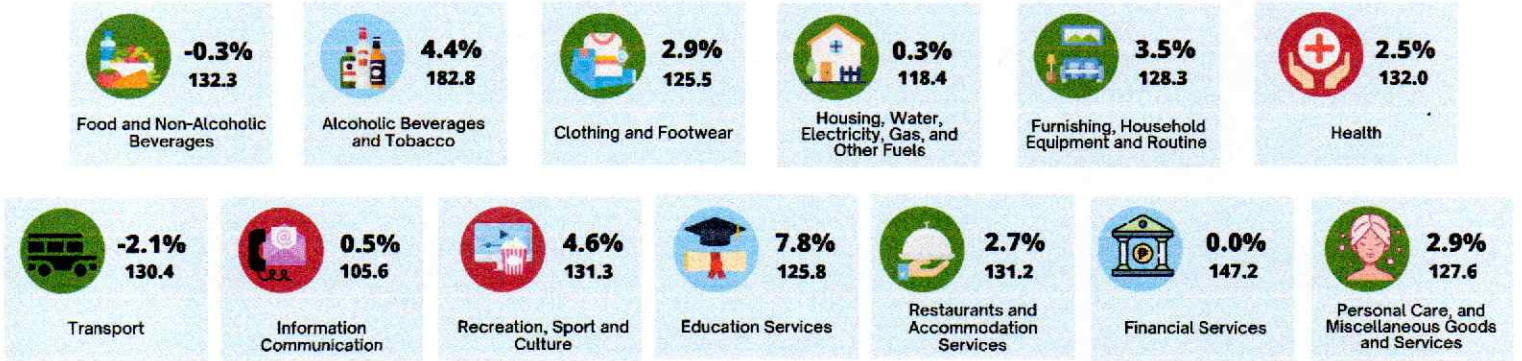
INFLATION RATE

ay ang taunang rate ng pagbabago o ang taunang pagbabago sa **CONSUMER PRICE INDEX (CPI)**.

CPI

ay tanda ng pagbabago ng kabuuang presyo ng isang basket ng mga produkto at serbisyo na karaniwang binibili ng isang sambahayan (household) sa isang taon kumpara sa presyo nito sa itinakdang taon (base year). Ang Base Year para sa lahat ng Income Households ay binabago mula 2012 hanggang Base Year 2018.


INFLATION RATE (%) AND CPI BY COMMODITY GROUP, DAVAO REGION



● INCREASE ● DECREASE ● NO CHANGE

*KUMPARA SA INFLATION NOONG ENERO 2025 INFLATION

INFLATION RATE (%) AND CPI BY SELECTED FOOD GROUP, DAVAO REGION



SOURCE: SURVEY OF RETAIL PRICES OF COMMODITIES FOR CONSUMER PRICE INDEX, PHILIPPINE STATISTICS AUTHORITY
ICONS: FLATICON.COM

APPROVED FOR RELEASE:

RANDOLPH ANTHONY B. GALES
(Chief Statistical Specialist)
Officer-In-Charge
Regional Statistical Services Office 11



REPUBLIC OF THE PHILIPPINES
PHILIPPINE STATISTICS AUTHORITY
REGIONAL STATISTICAL SERVICES OFFICE – DAVAO REGION

Ango Building, Cabaguio Avenue, Davao City



(082) 224-1140
/PSA@psa.phvil
http://rso11.psa.gov.ph
rso11@psa.gov.ph
rso11socd@psa.gov.ph



Certificate No. PHP
QMS 24 93 0203 - 032