

SPECIAL RELEASE

CHICKEN SITUATION REPORT DAVAO OCCIDENTAL 3RD QUARTER 2023



Date of Release: 23 May 2024
Reference No: SR-2024-007

Chicken Inventory increased by 5.21 percent in the province

The total chicken inventory in the province increased by 5.21 percent as of 01 July 2023 compared to 01 July 2022. This translates to 16,217 more heads in 01 July 2023 (Table 1).

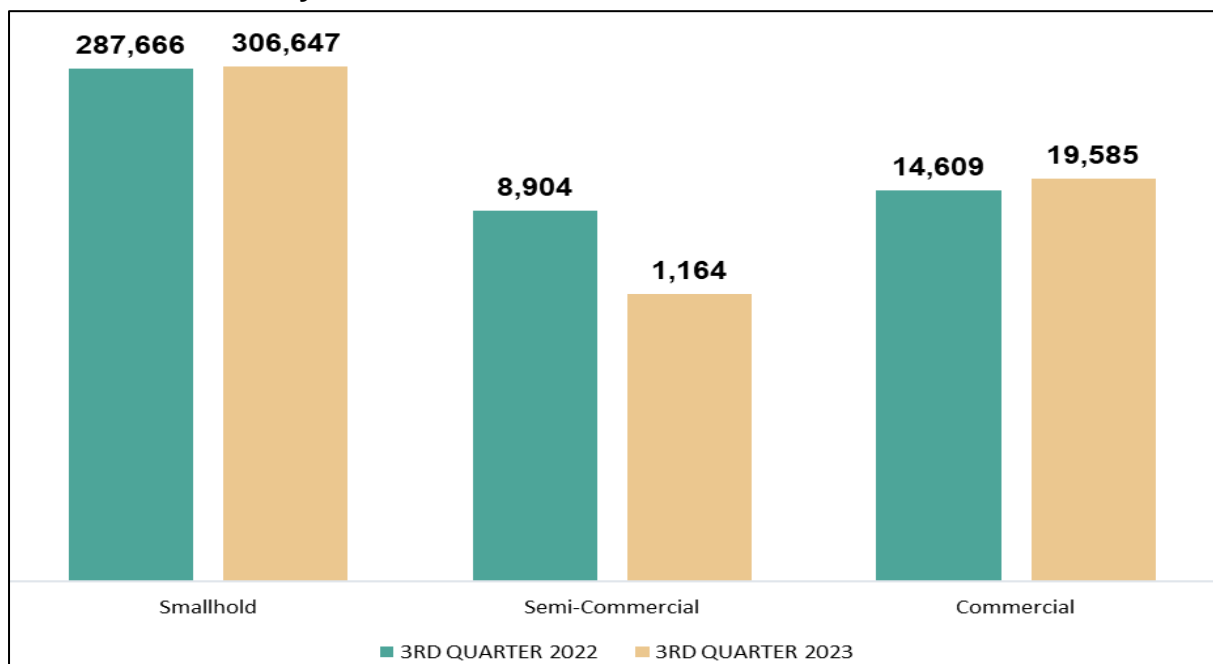
**Table 1. Chicken Inventory by Farm Classification as of 01 July 2022 and 01 July 2023:
Davao Occidental**

Farm Classification	Chicken Inventory (Birds)		% Change
	Q3 2022	Q3 2023	
TOTAL	311,179	327,396	5.21
Smallhold	287,666	306,647	6.60
Semi-Commercial	8,904	1,164	-86.93
Commercial	14,609	19,585	34.06

Source: Philippine Statistics Authority, Livestock and Poultry Survey (openstat.psa.gov.ph)

Chicken inventory by farm classification recorded an increase of 6.60 percent raised by smallhold farms with the highest number of birds estimated at 306,647 as of 01 July 2023 compared to 287,666 birds as of 01 July 2022. Meanwhile, a 34.06 percent increase in chicken inventory raised by commercial farms with an estimated 19,585 birds as of 01 July 2023 compared to 14,609 birds as of 01 July 2022. Semi-commercial farms declined by 86.93 percent with an estimated chicken inventory of 1,164 birds as of 01 July 2023 compared to 8,904 percent as of 01 July 2022. (Figure 1.)

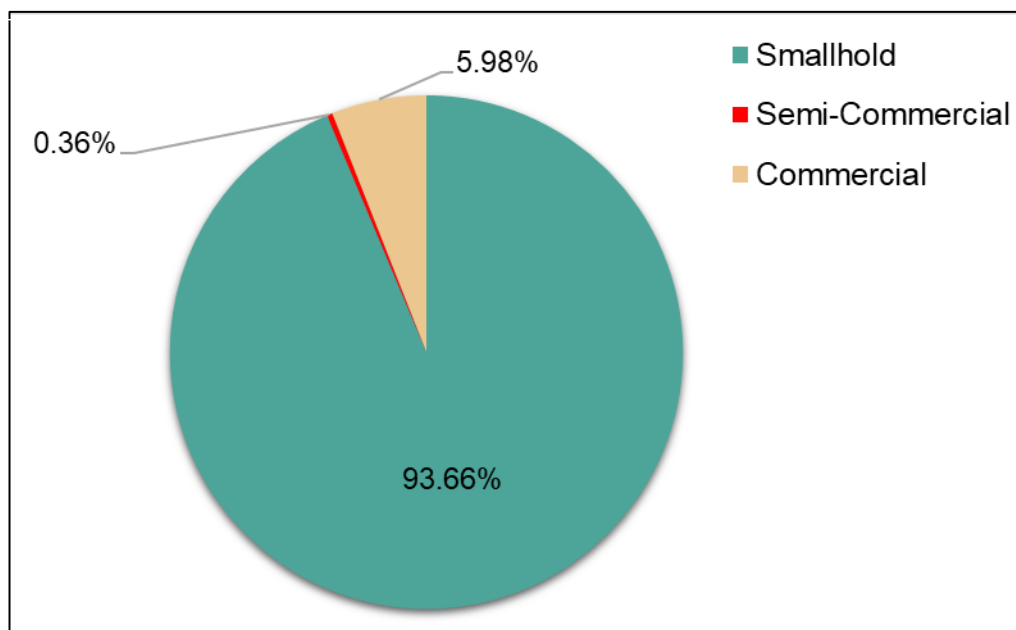
Figure 1. Chicken Inventory (in Birds) by Farm Classification as of 01 July 2022 and 01 July 2023: Davao Occidental



Source: Philippine Statistics Authority, Livestock and Poultry Survey (openstat.psa.gov.ph)

With regards to distribution by farm classification as of 01 July 2023, 93.66 percent of the total chicken inventory was raised by smallhold farms, while commercial and semi-commercial farms were at 5.98 percent and 0.36 percent respectively. (Figure 2.)

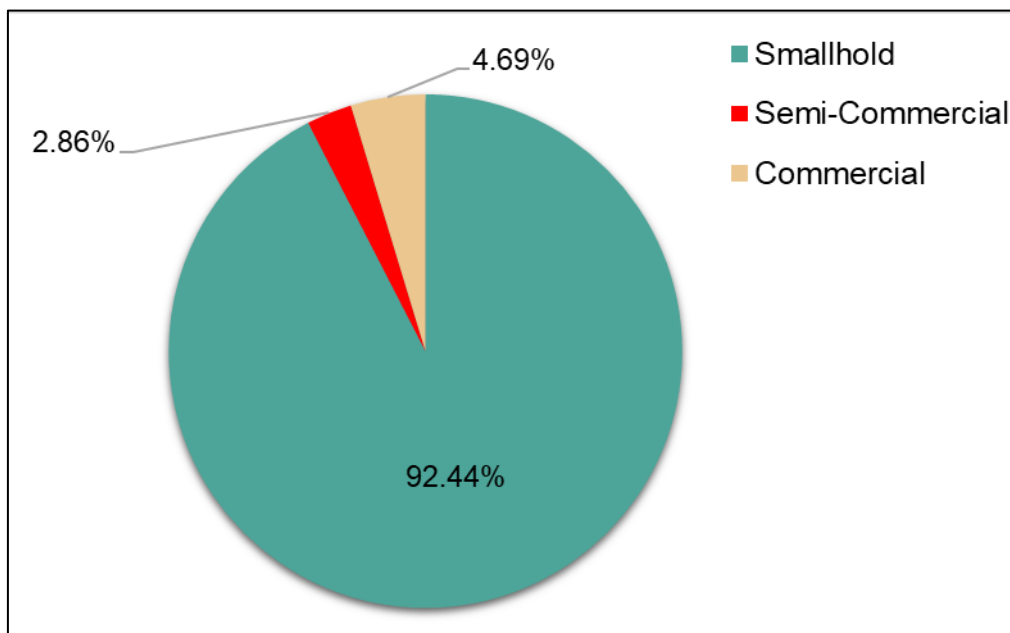
Figure 2. Distribution of Chicken Inventory as of 01 July 2023 by Farm Classification: Davao Occidental



Source: Philippine Statistics Authority, Livestock and Poultry Survey (openstat.psa.gov.ph)

Meanwhile, in 01 July 2022, 92.44 percent of chicken inventory by farm classification is classified under smallhold farms, followed by commercial farms at 4.69 percent and semi-commercial at 2.86 percent. (Figure 3.)

Figure 3. Distribution of Chicken Inventory as of 01 July 2022 by Farm Classification: Davao Occidental

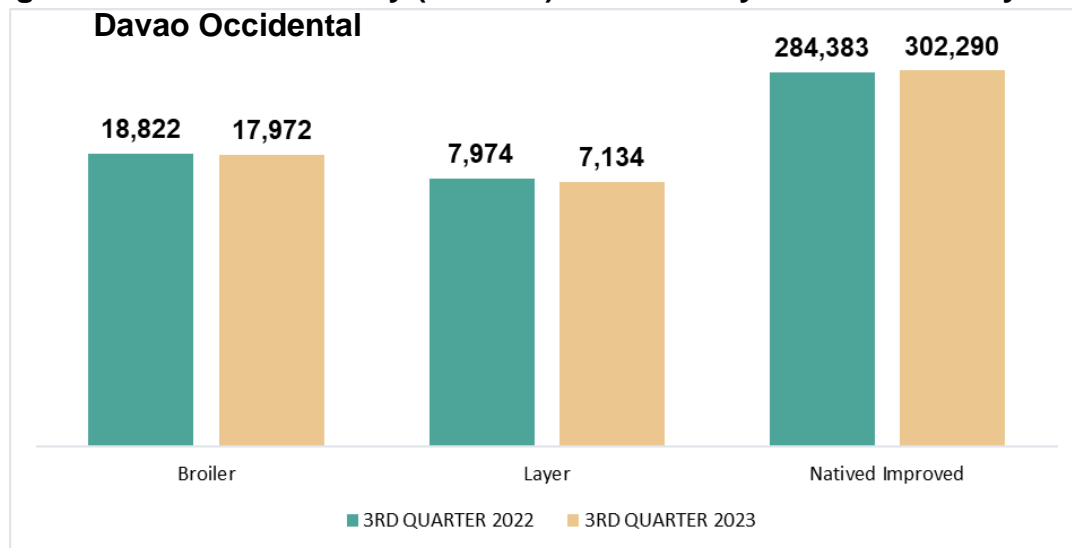


Source: Philippine Statistics Authority, Livestock and Poultry Survey (openstat.psa.gov.ph)

Native/Improved chicken top in inventory among chicken types in the province as of 01 July 2023 and 01 July 2022

Native/Improved chicken had the highest estimated number of birds among chicken types as of 01 July 2023 with 302,290 birds, broiler chicken follows this with 17,972 birds, and layer chicken with 7,134 birds. Meanwhile, as of 01 July 2022, native/improved chicken still had the highest inventory with 284,383 birds, broiler chicken with 18,822 birds, and layer chicken with 7,974 birds. (Figure 4.)

Figure 4. Chicken Inventory (in Birds) as of 01 July 2022 and 01 July 2023:



**Table 2. Chicken Inventory as of 01 July 2023 by Type and Farm Classification:
Davao Occidental**

Chicken Types	Total	Farm Classification		
		Smallhold	Semi-Commercial	Commercial
Native/Improved	302,290	302,290	-	-
Broiler	17,972	4,357	1,164	12,451
Layer	7,134	-	-	7,134
TOTAL	327,396	306,647	1,164	19,585

Source: Philippine Statistics Authority, Livestock and Poultry Survey (openstat.psa.gov.ph)

**Table 3. Chicken Inventory as of 01 July 2022 by Type and Farm Classification:
Davao Occidental**

Chicken Types	Total	Farm Classification		
		Smallhold	Semi-Commercial	Commercial
Native/Improved	284,383	284,383	-	-
Broiler	18,822	3,283	2,590	12,949
Layer	7,974	-	6,314	1,660
TOTAL	311,179	287,666	8,904	14,609

Source: Philippine Statistics Authority, Livestock and Poultry Survey (openstat.psa.gov.ph)

Technical Notes

Poultry – a collective term for all domesticated avian for the purpose of food consumption or, the carcass of such avian are processed for human consumption.

Broiler – strains of foreign breeds of chicken, especially raised for meat purposes only.

Layer – foreign strain chicken regardless of age, raised mainly for egg production.

Native/Improved Chicken – a common backyard fowl that is a mixture of native breeds and foreign breeds which includes Banaba, Bolinao, Kabir, Bantam, Paroakan, and Heritage Chicken such as Rhode Island Red (RIR), Barred Plymouth Rock (BPR), and Black Australorp (BA).

Animal Population (also **Animal Inventory**) – the actual number of animals (in head/bird) present in the farm as of a specific reference date regardless of ownership.

Household – A person or group of persons who sleep under the same dwelling unit and usually have a common arrangement in the preparation and consumption of food. The household members may not necessarily be related by ties of kinship, although they are usually relatives. In some instances, more than one household may occupy the same dwelling unit.

Establishment – an economic unit that engages under a single ownership or control, i.e., under a single legal entity; in one or predominantly one kind of economic activity at a single fixed physical location. Thus, stores, shops, factories, mining companies, electric plants, transport companies, radio stations, hotels, restaurants, banks, insurance companies, real estate development companies, and the like are considered establishments.

The following are the new farm classifications and definitions of chicken type based on the approved PSA Board Resolution No. 04, series of 2022:

Animal Type/ Classification	Definition
Broiler Chicken	
Smallhold	Raising 500 birds and below
Semi-commercial	Raising 501- 10,000 birds
Commercial	Raising 10,001 birds and above
Layer Chicken and Native/Improved Chicken	
Smallhold	Raising 250 birds and below
Semi-commercial	Raising 251- 5,000 birds
Commercial	Raising 5,001 birds and above

Approved for Release:

JESSIE A. MADULIN

Chief Statistical Specialist

