

SPECIAL RELEASE

LIVESTOCK SITUATION REPORT 1ST QUARTER 2025 DAVAO OCCIDENTAL



Date of Release: 03 June 2025
Reference No.: SR-2025-024

Carabao Inventory decreased by 4.2 percent in the province

The total inventory of carabao in Davao Occidental recorded at 1,182 heads as of 01 April 2025. This reflects a decline of 4.2 percent compared to the 1,234 heads reported during the same period in 2024 (*Table 1*).

**Table 1. Carabao Inventory by Farm Classification as of 01 April 2024 and 01 April 2025^P:
Davao Occidental**

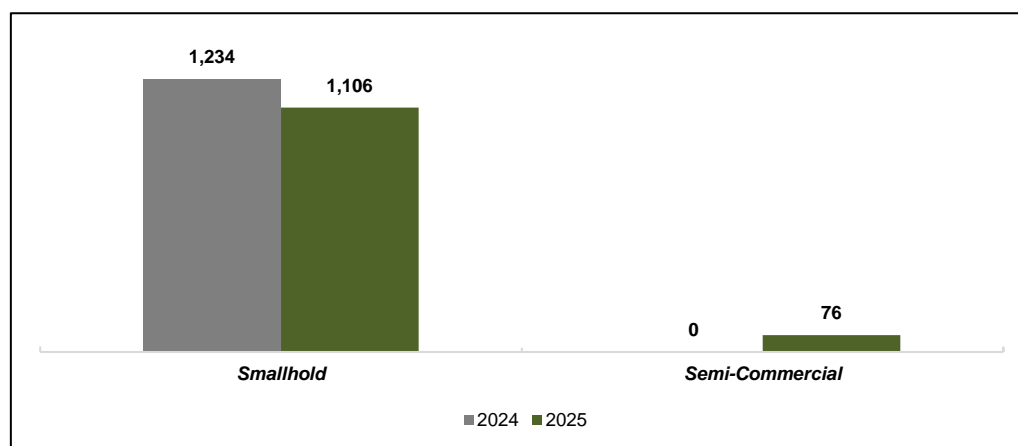
| Farm Classification | Carabao Inventory (Heads) | | %Change |
|---------------------|---------------------------|----------------------|-------------|
| | Q1 2024 | Q1 2025 ^P | |
| Total | 1,234 | 1,182 | -4.2 |
| Smallhold | 1,234 | 1,106 | -10.4 |
| Semi-Commercial | - | 76 | - |

^P: Preliminary

Source: Philippine Statistics Authority, Livestock and Poultry Survey (openstat.psa.gov.ph)

Smallhold farms of carabao experienced a significant decrease of 10.4 percent, dropping from 1,234 heads on 01 April 2024 to 1,106 heads during the same period of 2025. Moreover, semi-commercial farms captured 76 heads in Q1 2025 (Figure 1).

**Figure 1. Davao Occidental Carabao Inventory (in Heads) by Farm Classification:
As of 01 April 2024 and 01 April 2025^P**



^P: Preliminary

Source: Philippine Statistics Authority, Livestock and Poultry Survey (openstat.psa.gov.ph)

Cattle Inventory increased by 2.8 percent in the province

The total inventory of cattle in Davao Occidental recorded at 9,715 heads as of 01 April 2025. This reflects an increase of 2.8 percent compared to the 9,451 heads reported during the same period in 2024 (*Table 2*).

**Table 2. Cattle Inventory by Farm Classification as of 01 April 2024 and 01 April 2025^P:
Davao Occidental**

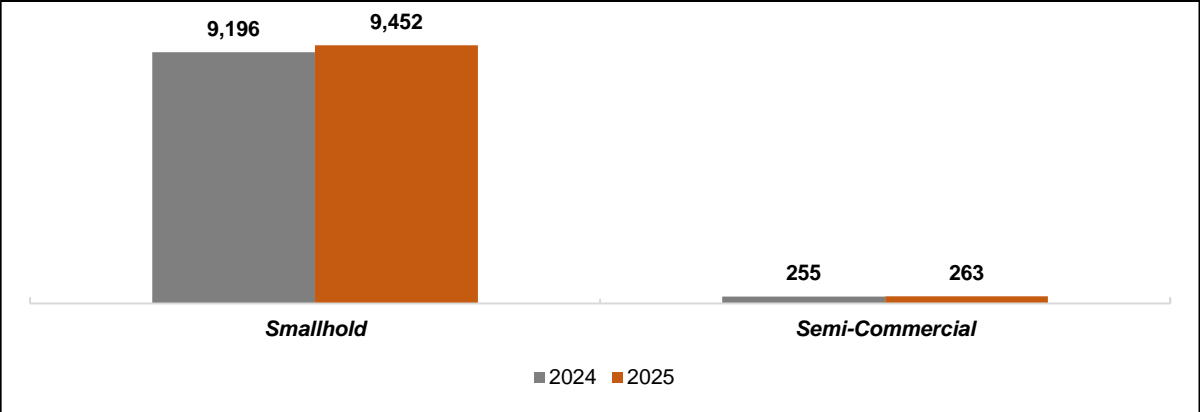
| Farm Classification | Cattle Inventory (Heads) | | %Change |
|---------------------|--------------------------|----------------------|-------------|
| | Q1 2024 | Q1 2025 ^P | |
| Total | 9,451 | 9,715 | -2.8 |
| Smallhold | 9,196 | 9,452 | -2.8 |
| Semi-Commercial | 255 | 263 | 3.1 |

^P: Preliminary

Source: Philippine Statistics Authority, Livestock and Poultry Survey (openstat.psa.gov.ph)

Smallhold posted a significant decrease of 2.8 percent which dropped from 9,196 heads in 01 April 2024 to 9,452 heads during the same period of 2025. Moreover, semi-commercial farms indicated a slight increase from 255 heads in Q1 2024 to 263 heads in Q1 2025 (Figure 2).

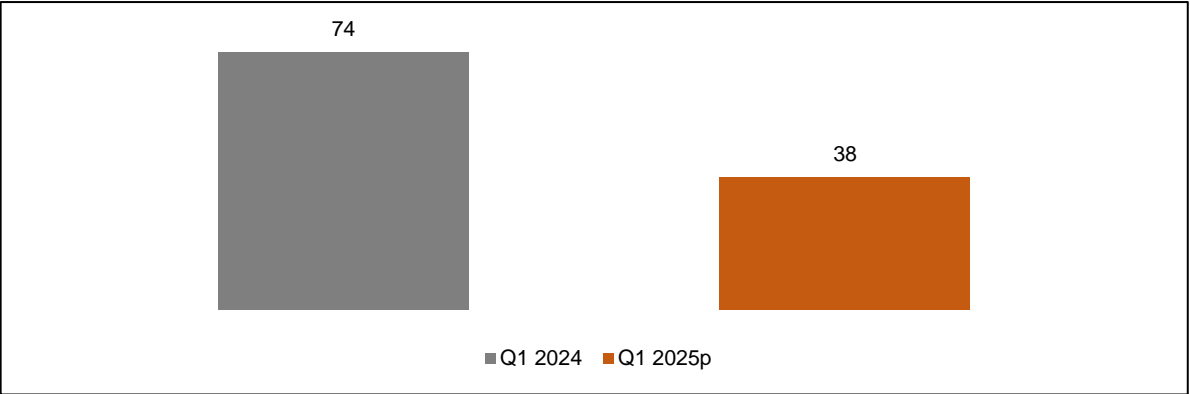
**Figure 2. Davao Occidental Cattle Inventory (in Heads), by Farm Classification:
As of 01 April 2024 and 01 April 2025^P**



^P: Preliminary
Source: Philippine Statistics Authority, Livestock and Poultry Survey (openstat.psa.gov.ph)

The number of heads of cattle slaughtered in the 1st Quarter of 2025 decreased from 74 heads to 38 heads (Figure 2.A).

**Figure 2.A. Cattle Slaughtered in Slaughterhouses (Heads), Davao Occidental:
Q1 2024 and Q1 2025^P**



^P: Preliminary
Source: Philippine Statistics Authority, Livestock and Poultry Survey (openstat.psa.gov.ph)

Goat Inventory decreased by 4.0 percent in the province

The total inventory of goat in Davao Occidental recorded at 11,780 heads as of 01 April 2025. This reflects a decline of 4.0 percent compared to the 12,267 heads reported during the same period in 2024 (Table 3).

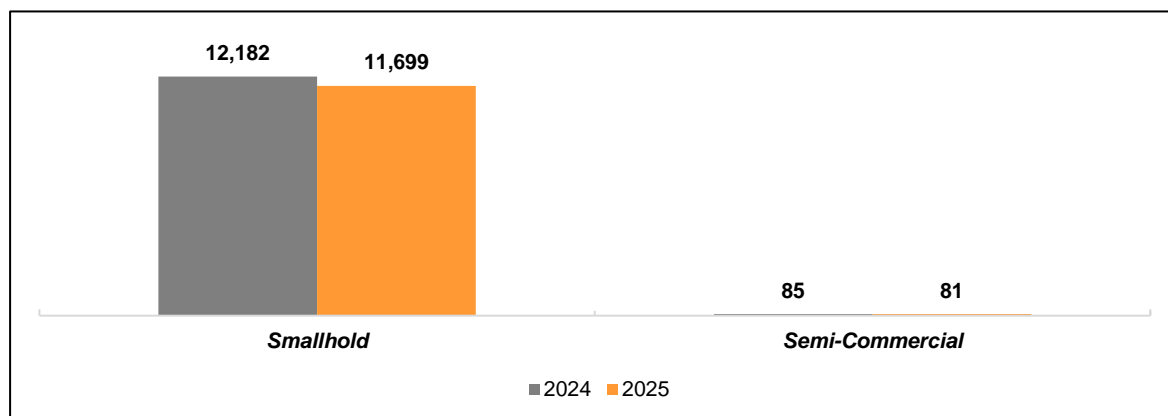
**Table 3. Goat Inventory by Farm Classification as of 01 April 2024 and 01 April 2025^P:
Davao Occidental**

| Farm Classification | Goat Inventory (Heads) | | %Change |
|---------------------|------------------------|----------------------|---------|
| | Q1 2024 | Q1 2025 ^P | |
| Total | 12,267 | 11,780 | -4.0 |
| Smallhold | 12,182 | 11,699 | -4.0 |
| Semi-Commercial | 85 | 81 | -4.7 |

^P: Preliminary
Source: Philippine Statistics Authority, Livestock and Poultry Survey (openstat.psa.gov.ph)

Semi-commercial farms of goat posted a decrease of 4.7 percent, dropping from 85 heads in 01 April 2024 to 81 heads during the same period of 2025. Moreover, smallhold farms indicated a decrease of 4.0 percent, from 12,182 heads in Q1 2024 to 11,699 heads in Q1 2025 (Figure 3).

**Figure 3. Davao Occidental Goat Inventory (in Heads), by Farm Classification:
As of 01 April 2024 and 01 April 2025^P**



^P: Preliminary

Source: Philippine Statistics Authority, Livestock and Poultry Survey (openstat.psa.gov.ph)

Horse Inventory increased by 44.0 percent in the province

The total inventory of horse in Davao Occidental recorded at 1,975 heads as of 01 April 2025. This reflects an increase of 44.0 percent compared to the 1,372 heads reported during the same period in 2024 (*Table 4*).

Sheep Inventory increased by 17.1 percent in the province

The total inventory of horse in Davao Occidental recorded at 656 heads as of 01 April 2025. This reflects an increase of 17.1 percent compared to the 560 heads reported during the same period in 2024 (*Table 4*).

Rabbit Inventory increased by 11.8 percent in the province

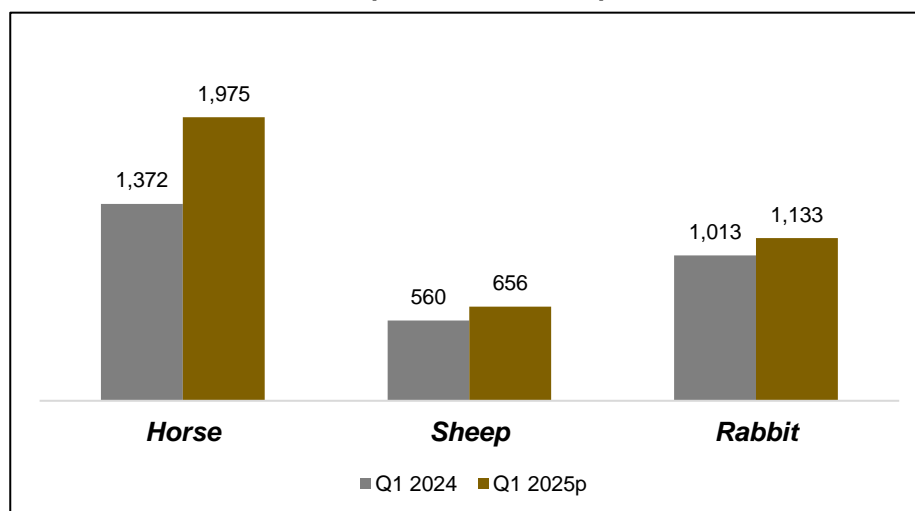
The total inventory of horse in Davao Occidental recorded at 1,133 heads as of 01 April 2025. This reflects an increase of 11.8 percent compared to the 1,013 heads reported during the same period in 2024 (*Table 4*).

**Table 4. Horse, Sheep, Rabbit Inventory by Animal Types as of 01 April 2024 and 01 April 2025^P:
Davao Occidental**

| Animal Type | Inventory (Heads) | | %Change |
|-------------|-------------------|----------------------|---------|
| | Q1 2024 | Q1 2025 ^P | |
| HORSE | 1,372 | 1,975 | 44.0 |
| SHEEP | 560 | 656 | 17.1 |
| RABBIT | 1,013 | 1,133 | 11.8 |

^P: Preliminary

Source: Philippine Statistics Authority, Livestock and Poultry Survey (openstat.psa.gov.ph)

Figure 4. Davao Occidental Inventory (in Heads) by Animal Types: As of 01 April 2024 and 01 April 2025^P**Table 5. Livestock Inventory of Davao Occidental by Animal Type and Farm Classification: As of 01 April 2025^P**

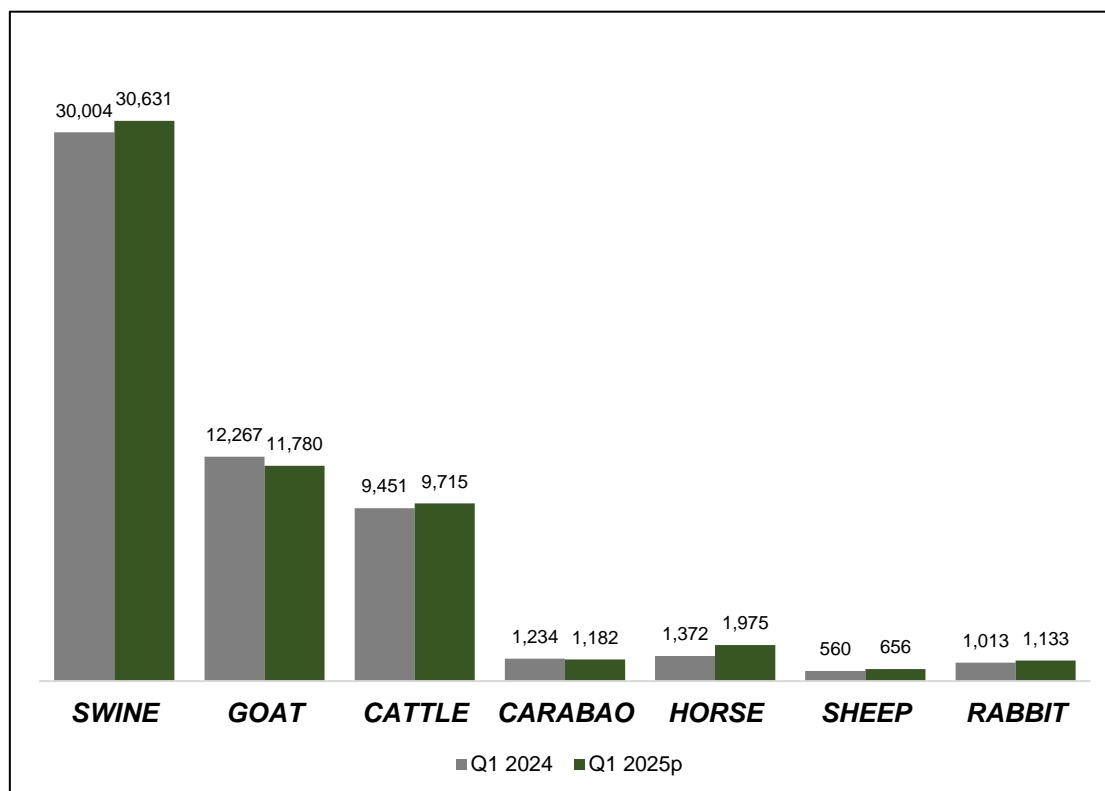
| Animal Types | Total | Farm Classification | | |
|--------------|---------------|---------------------|-----------------|--------------|
| | | Smallhold | Semi-Commercial | Commercial |
| SWINE | 30,631 | 28,577 | 382 | 1,672 |
| GOAT | 11,780 | 11,699 | 81 | - |
| CATTLE | 9,715 | 9,452 | 263 | - |
| CARABAO | 1,182 | 1,106 | 76 | - |
| HORSE | 1,975 | - | - | - |
| SHEEP | 656 | - | - | - |
| RABBIT | 1,133 | - | - | - |
| TOTAL | 56,802 | 50,834 | 802 | 1,672 |

^P: PreliminarySource: Philippine Statistics Authority, Livestock and Poultry Survey (openstat.psa.gov.ph)**Table 5.A Livestock Inventory of Davao Occidental by Animal Type and Farm Classification: As of 01 April 2024**

| Animal Types | Total | Farm Classification | | |
|--------------|---------------|---------------------|-----------------|--------------|
| | | Smallhold | Semi-Commercial | Commercial |
| SWINE | 30,004 | 26,142 | 51 | 3,811 |
| GOAT | 12,267 | 12,182 | 85 | - |
| CATTLE | 9,451 | 9,196 | 255 | - |
| CARABAO | 1,234 | 1,234 | - | - |
| HORSE | 1,372 | - | - | - |
| SHEEP | 560 | - | - | - |
| RABBIT | 1,013 | - | - | - |
| TOTAL | 55,901 | 48,754 | 391 | 3,811 |

Source: Philippine Statistics Authority, Livestock and Poultry Survey (openstat.psa.gov.ph)

Figure 5. Davao Occidental Inventory (in Heads) by Animal Types: As of 01 April 2024 and 01 April 2025^P



^P: Preliminary

Source: Philippine Statistics Authority, Livestock and Poultry Survey (openstat.psa.gov.ph)

Technical Notes

Livestock – farm animals kept or raised for consumption and work. For purposes of census and surveys, livestock covers only those that are tended and raised by households.

Animal Population (also Animal Inventory) – the actual number of animals (in head/bird) present in the farm as of a specific reference date regardless of ownership.

Smallhold – Tending not more than five (5) caracows/cows or tending not more than 35 does

Semi-commercial – Tending six (6) to 50 heads of caracows/cows or tending 36 to 100 does

Commercial – Tending 51 caracows/cows and above or tending more than 100 heads of does

Household – A person or group of persons who sleep under the same dwelling unit and usually have a common arrangement in the preparation and consumption of food.

The household members may not necessarily be related by ties of kinship, although

they are usually relatives. In some instances, more than one household may occupy the same dwelling unit.

Establishment – an economic unit which engages under a single ownership or control, i.e., under a single legal entity; in one or predominantly one kind of economic activity at a single fixed physical location. Thus, stores, shops, factories, mining companies, electric plants, transport companies, radio stations, hotels, restaurants, banks, insurance companies, real estate development companies and the like are considered establishments.

Slaughterhouses – premises that are approved and registered by the NMIS and LGUs in which food animals are slaughtered for human consumption.

The following are the new farm classifications and definitions of swine type based on the approved PSA Board Resolution No. 04, series of 2022:

| Animal Type | Farm Classification | Definition |
|--------------------|---------------------|--|
| Carabao and Cattle | Smallhold | Tending not more than five (5) caracows/cows |
| | Semi-commercial | Tending six (6) to 50 heads of caracows/cows |
| | Commercial | Tending 51 caracows/cows and above |
| Goat | Smallhold | Tending not more than 35 does |
| | Semi-commercial | Tending 36 to 100 does |
| | Commercial | Tending more than 100 heads of does |

Approved for Release:

JESSIE A. MADULIN
Chief Statistical Specialist


MLB/RST/EKBR