

# SPECIAL RELEASE

## CARABAO, CATTLE, and GOAT SITUATION REPORT 4<sup>TH</sup> QUARTER 2024 DAVAO OCCIDENTAL



Date of Release: 20 February 2025  
Reference No.: SR-2025-011

### ***Carabao Inventory decreased by 2.3 percent in the province***

The total inventory of carabao in Davao Occidental recorded at 1,209 heads as of 01 October 2024. This reflects a decline of 2.3 percent compared to the 1,238 heads reported during the same period in 2023 (*Table 1*).

**Table 1. Carabao Inventory by Farm Classification as of 01 October 2023 and 01 October 2024<sup>r</sup>:  
Davao Occidental**

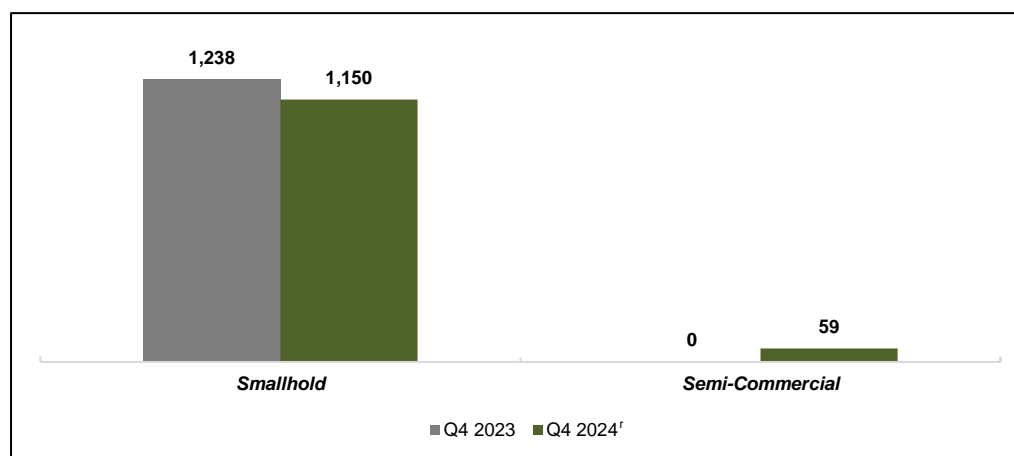
Farm Classification	Carabao Inventory (Heads)		%Change
	Q4 2023	Q4 2024 <sup>r</sup>	
<b>Total</b>	<b>1,238</b>	<b>1,209</b>	<b>-2.3</b>
Smallhold	1,238	1,150	-7.1
Semi-Commercial	-	59	-

<sup>r</sup>: Revised

Source: Philippine Statistics Authority, Livestock and Poultry Survey ([openstat.psa.gov.ph](https://openstat.psa.gov.ph))

Smallhold farms of carabao experienced a significant decrease of 7.1 percent, dropping from 1,238 heads on 01 October 2023 to 1,150 heads during the same period of 2024. Moreover, semi-commercial farms captured 59 heads in Q4 2024 (Figure 1).

**Figure 1. Davao Occidental Carabao Inventory (in Heads) by Farm Classification: As of 01 October 2023 and 01 October 2024<sup>r</sup>**



<sup>r</sup>: Revised

Source: Philippine Statistics Authority, Livestock and Poultry Survey ([openstat.psa.gov.ph](https://openstat.psa.gov.ph))

### **Cattle Inventory decreased by 2.6 percent in the province**

The total inventory of cattle in Davao Occidental recorded at 9,455 heads as of 01 October 2024. This reflects a decline of 2.6 percent compared to the 9,703 heads reported during the same period in 2023 (*Table 2*).

**Table 2. Cattle Inventory by Farm Classification as of 01 October 2023 and 01 October 2024<sup>r</sup>: Davao Occidental**

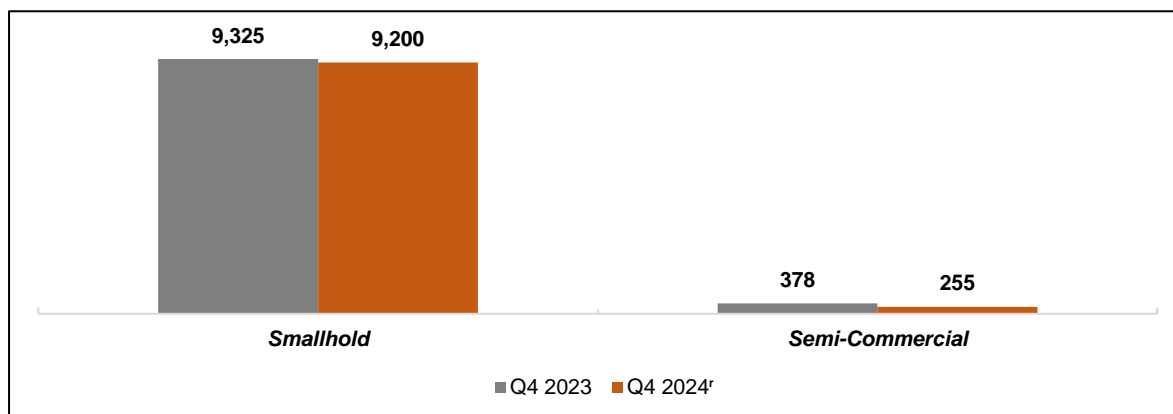
Farm Classification	Cattle Inventory (Heads)		%Change
	Q4 2023	Q4 2024 <sup>r</sup>	
<b>Total</b>	<b>9,703</b>	<b>9,455</b>	<b>-2.6</b>
Smallhold	9,325	9,200	-1.3
Semi-Commercial	378	255	-32.5

<sup>r</sup>: Revised

Source: Philippine Statistics Authority, Livestock and Poultry Survey ([openstat.psa.gov.ph](https://openstat.psa.gov.ph))

Semi-commercial farms of cattle posted a significant decrease of 32.5 percent, dropping from 378 heads in 01 October 2023 to 255 heads during the same period of 2024. Moreover, smallhold farms indicated a slight diminish of 1.3 percent, from 9,325 heads in Q4 2023 to 9,200 heads in Q4 2024 (*Figure 2*).

**Figure 2. Davao Occidental Cattle Inventory (in Heads), by Farm Classification: As of 01 October 2023 and 01 October 2024<sup>r</sup>**

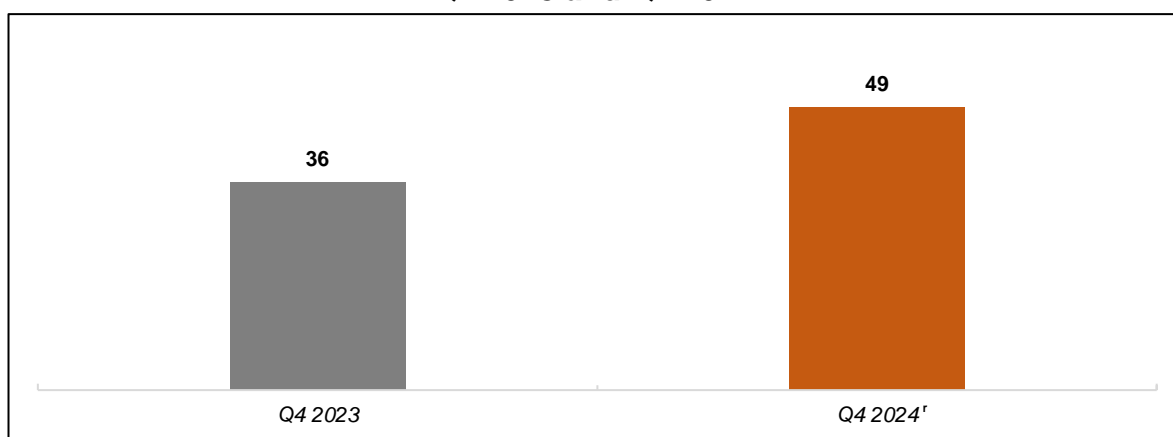


<sup>r</sup>: Revised

Source: Philippine Statistics Authority, Livestock and Poultry Survey ([openstat.psa.gov.ph](https://openstat.psa.gov.ph))

The number of heads of cattle slaughtered in the 4<sup>th</sup> Quarter of 2024 increased from 36 heads to 49 heads (Figure 2.A).

**Figure 2.A. Cattle Slaughtered in Slaughterhouses (Heads), Davao Occidental: Q4 2023 and Q4 2024<sup>r</sup>**



<sup>r</sup>: Revised

Source: Philippine Statistics Authority, Livestock and Poultry Survey ([openstat.psa.gov.ph](https://openstat.psa.gov.ph))

### **Goat Inventory decreased by 3.3 percent in the province**

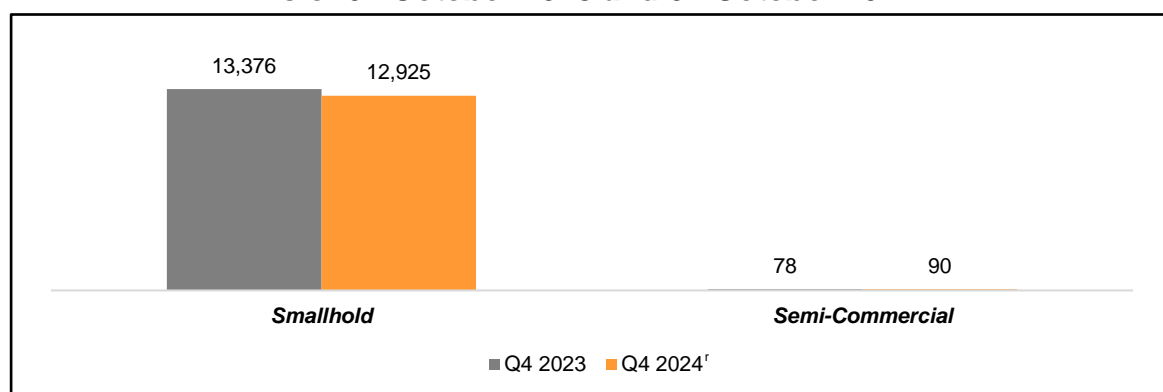
The total inventory of goat in Davao Occidental recorded at 13,015 heads as of 01 October 2024. This reflects a decline of 3.3 percent compared to the 13,454 heads reported during the same period in 2023 (*Table 3*).

**Table 3. Goat Inventory by Farm Classification as of 01 October 2023 and 01 October 2024<sup>r</sup>:  
Davao Occidental**

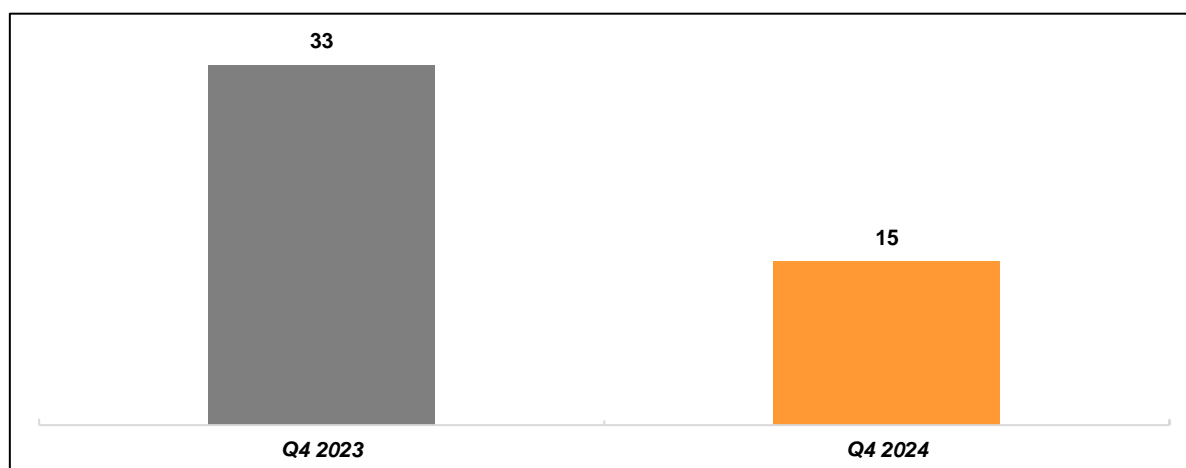
Farm Classification	Goat Inventory (Heads)		%Change
	Q4 2023	Q4 2024 <sup>r</sup>	
<b>Total</b>	<b>13,454</b>	<b>13,015</b>	<b>-3.3</b>
Smallhold	13,376	12,925	-3.4
Semi-Commercial	78	90	15.4

<sup>r</sup>: RevisedSource: Philippine Statistics Authority, Livestock and Poultry Survey ([openstat.psa.gov.ph](https://openstat.psa.gov.ph))

Semi-commercial farms of goat posted a significant increase of 15.4 percent, rising from 78 heads in 01 October 2023 to 90 heads during the same period of 2024. Moreover, smallhold farms indicated a decrease of 3.4 percent, from 13,376 heads in Q4 2023 to 12,925 heads in Q4 2024 (Figure 3).

**Figure 3. Davao Occidental Goat Inventory (in Heads), by Farm Classification:  
As of 01 October 2023 and 01 October 2024<sup>r</sup>**<sup>r</sup>: RevisedSource: Philippine Statistics Authority, Livestock and Poultry Survey ([openstat.psa.gov.ph](https://openstat.psa.gov.ph))

The number of heads of goat slaughtered in the 4<sup>th</sup> Quarter of 2024 decreased from 33 heads to 15 heads (Figure 3.A).

**Figure 3.A. Goat Slaughtered in Slaughterhouses (Heads), Davao Occidental:  
Q4 2023 and Q4 2024<sup>r</sup>**<sup>r</sup>: RevisedSource: Philippine Statistics Authority, Livestock and Poultry Survey ([openstat.psa.gov.ph](https://openstat.psa.gov.ph))

**Table 4. Livestock Inventory of Davao Occidental by Animal Type and Farm Classification: As of 01 October 2024<sup>r</sup>**

Animal Types	Total	Farm Classification		
		Smallhold	Semi-Commercial	Commercial
Swine	35,082	30,566	60	4,456
Goat	13,015	12,925	90	-
Cattle	9,455	9,200	255	-
Carabao	1,209	1,150	59	-
<b>Total</b>	<b>58,761</b>	<b>53,841</b>	<b>464</b>	<b>4,456</b>

<sup>r</sup>: RevisedSource: Philippine Statistics Authority, Livestock and Poultry Survey ([openstat.psa.gov.ph](https://openstat.psa.gov.ph))**Table 5. Livestock Inventory of Davao Occidental by Animal Type and Farm Classification: As of 01 October 2023**

Animal Types	Total	Farm Classification		
		Smallhold	Semi-Commercial	Commercial
Swine	36,175	33,374	-	2,801
Goat	13,454	13,376	78	-
Cattle	9,703	9,325	378	-
Carabao	1,238	1,238	-	-
<b>Total</b>	<b>60,570</b>	<b>57,223</b>	<b>456</b>	<b>2,801</b>

Source: Philippine Statistics Authority, Livestock and Poultry Survey ([openstat.psa.gov.ph](https://openstat.psa.gov.ph))

---

## Technical Notes

**Livestock** – farm animals kept or raised for consumption and work. For purposes of census and surveys, livestock covers only those that are tended and raised by households.

**Animal Population** (also **Animal Inventory**) – the actual number of animals (in head/bird) present in the farm as of a specific reference date regardless of ownership.

**Smallhold** – Tending not more than five (5) caracows/cows or tending not more than 35 does

**Semi-commercial** – Tending six (6) to 50 heads of caracows/cows or tending 36 to 100 does

**Commercial** – Tending 51 caracows/cows and above or tending more than 100 heads of does

**Household** – A person or group of persons who sleep under the same dwelling unit and usually have a common arrangement in the preparation and consumption of food.

The household members may not necessarily be related by ties of kinship, although they are usually relatives. In some instances, more than one household may occupy the same dwelling unit.

**Establishment** – an economic unit which engages under a single ownership or control, i.e., under a single legal entity; in one or predominantly one kind of economic activity at a single fixed physical location. Thus, stores, shops, factories, mining companies, electric plants, transport companies, radio stations, hotels, restaurants, banks, insurance companies, real estate development companies and the like are considered establishments.

**Slaughterhouses** – premises that are approved and registered by the NMIS and LGUs in which food animals are slaughtered for human consumption.

The following are the new farm classifications and definitions of swine type based on the approved PSA Board Resolution No. 04, series of 2022:

Animal Type	Farm Classification	Definition
Carabao and Cattle	Smallhold	Tending not more than five (5) caracows/cows
	Semi-commercial	Tending six (6) to 50 heads of caracows/cows
	Commercial	Tending 51 caracows/cows and above
Goat	Smallhold	Tending not more than 35 does
	Semi-commercial	Tending 36 to 100 does
	Commercial	Tending more than 100 heads of does

Approved for Release:



Digitally signed by  
Jessie A. Madulin  
Date: 2025.02.20  
13:45:00 +08'00'

**JESSIE A. MADULIN**  
Chief Statistical Specialist



MLB/RST/EKBR