



# SPECIAL RELEASE

## Volume of Crops Production Survey increased by 0.12 percent in 3<sup>rd</sup> Quarter 2024

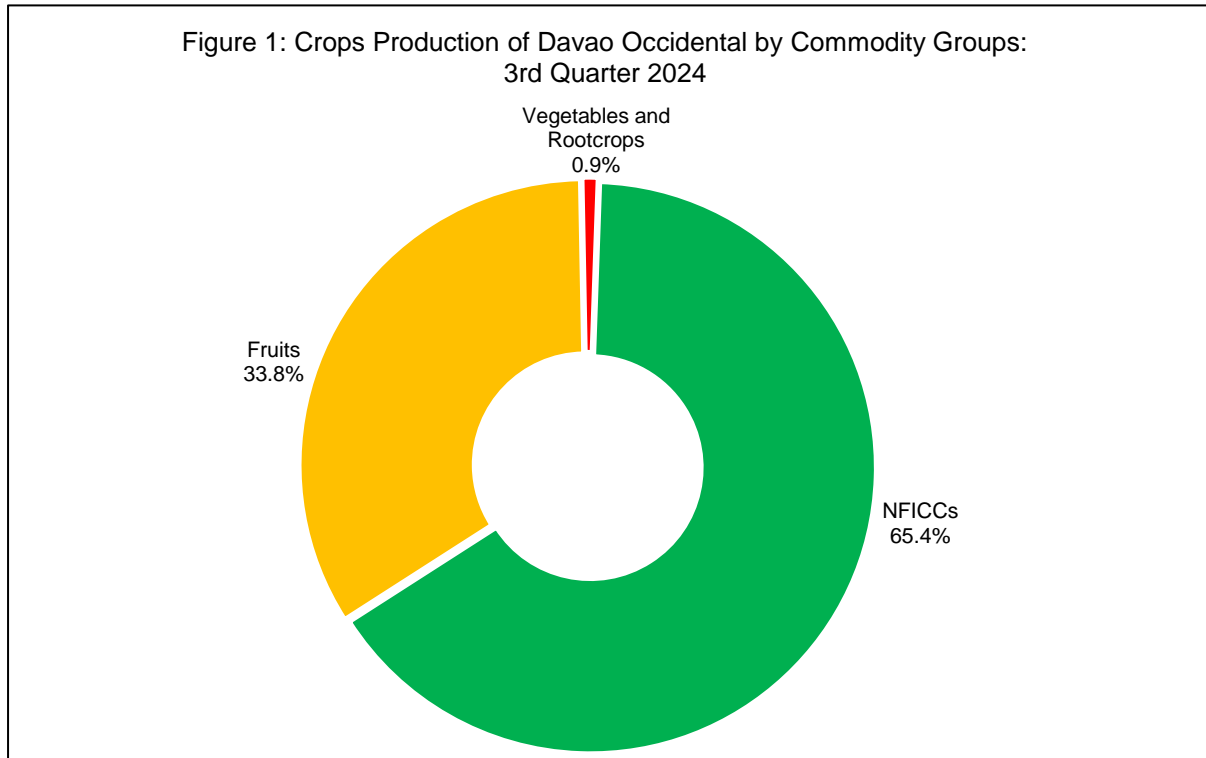
The Crops production of Davao Occidental for the Third Quarter of 2024 was estimated at 149,867.54 MT, an increase of 0.12 percent compared to same period 2023 estimated at 149,691.4 MT, as shown in Table 1.

Both Vegetables and Rootcrops and Non-Food Industrial Crops (NFICs) recorded an increase in production by 4.58 percent and 0.21 percent, respectively. Meanwhile, Fruitcrops recorded a decrease in production by 0.16 percent compared to last year same period.

Table 1: Crops Production of Davao Occidental by Commodity Groups: 3rd Quarter 2023 and 3rd Quarter 2024

CROPS	Production (in Metric Tons)		Percent Change
	3 <sup>rd</sup> QUARTER 2023	3 <sup>rd</sup> QUARTER 2024*	
<b>Total</b>	<b>149,691.39</b>	<b>149,867.54</b>	<b>0.12</b>
NFICs	97,769.26	97,970.90	0.21
Fruitcrops	50,703.35	50,622.03	-0.16
Vegetables and Rootcrops	1,218.78	1,274.61	4.58

Source: Philippine Statistics Authority (PSA), Crops Production Survey (CrPS) (openstat.psa.gov.ph)



*Values may not sum to 100 due to rounding up of values*

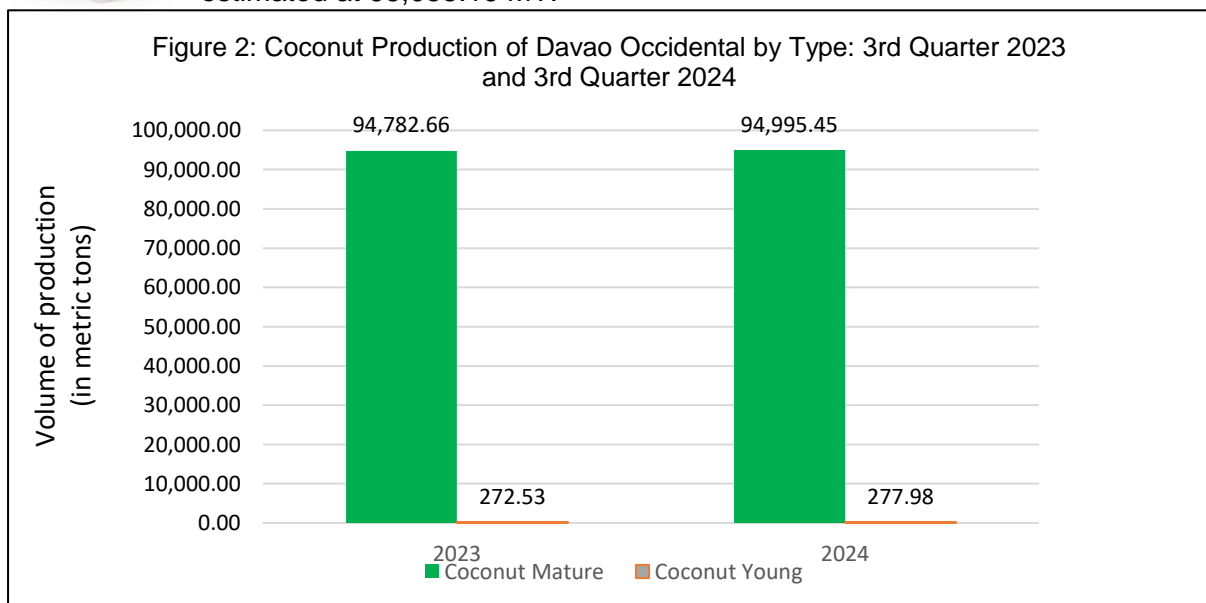
Source: Philippine Statistics Authority (PSA), Crops Production Survey (CrPS) (openstat.psa.gov.ph)

As shown in Figure 1, NFICCs accounted for 65.4 percent of the total crops production of Davao Occidental in Third Quarter 2024. Meanwhile, fruitcrops accounted for 33.8 percent and vegetables and rootcrops accounted for 0.9 percent.

### Key Results of Major Crops in Davao Occidental



Total coconut production of Davao Occidental increased by 0.23 percent or 95,273.43 MT in Third Quarter 2024 compared to last year same period estimated at 95,055.19 MT.

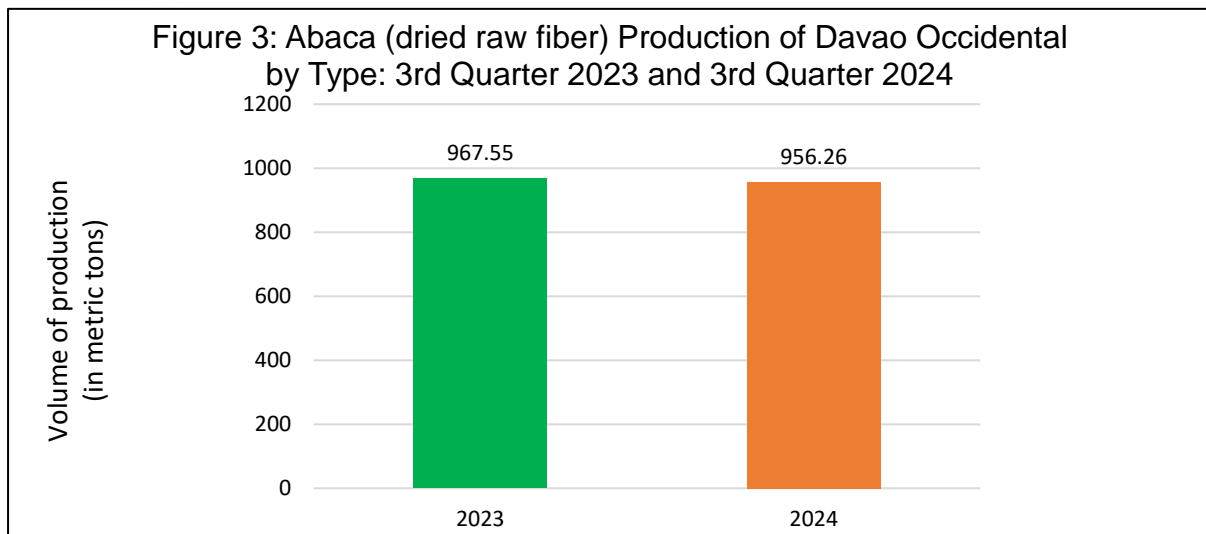


Source: Philippine Statistics Authority (PSA), Crops Production Survey (CrPS) (openstat.psa.gov.ph)

Coconut matured estimated at 95,995.45 MT or 99.71 percent of the total coconut production of Davao Occidental in Third Quarter 2024. This is an increase of 0.22 percent compared to last year same period estimated at 94,782.66 MT as shown in Figure 2. Meanwhile, coconut young accounted for the remaining 0.29 percent or 277.98 MT of the total coconut production of Davao Occidental in Third Quarter 2024.

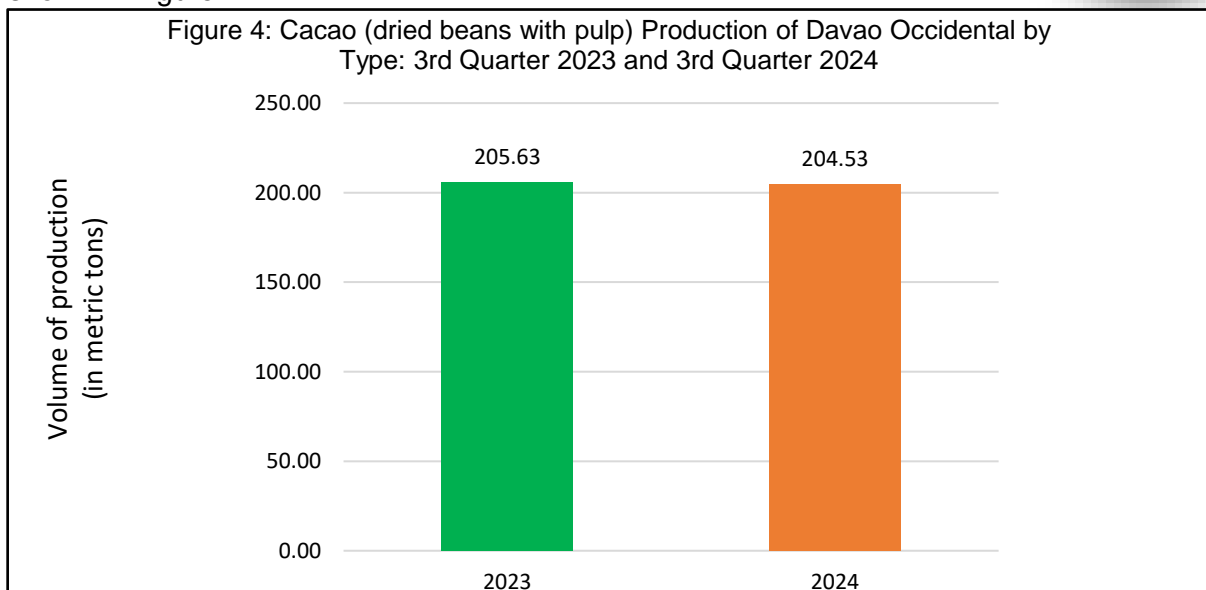


Abaca (dried raw fiber) estimated at 956.26 MT of total production of Davao Occidental in Third Quarter 2024. This is a decrease of 1.17 percent compared to last year same period estimated at 967.55 MT as shown in Figure 3.



Source: Philippine Statistics Authority (PSA), Crops Production Survey (CrPS) ([openstat.psa.gov.ph](https://openstat.psa.gov.ph))

Cacao (dried beans with pulp) estimated at 204.53 MT of total production of Davao Occidental in Third Quarter 2024. This is a decrease of 0.53 percent compared to last year same period estimated at 205.63 MT as shown in Figure 4.

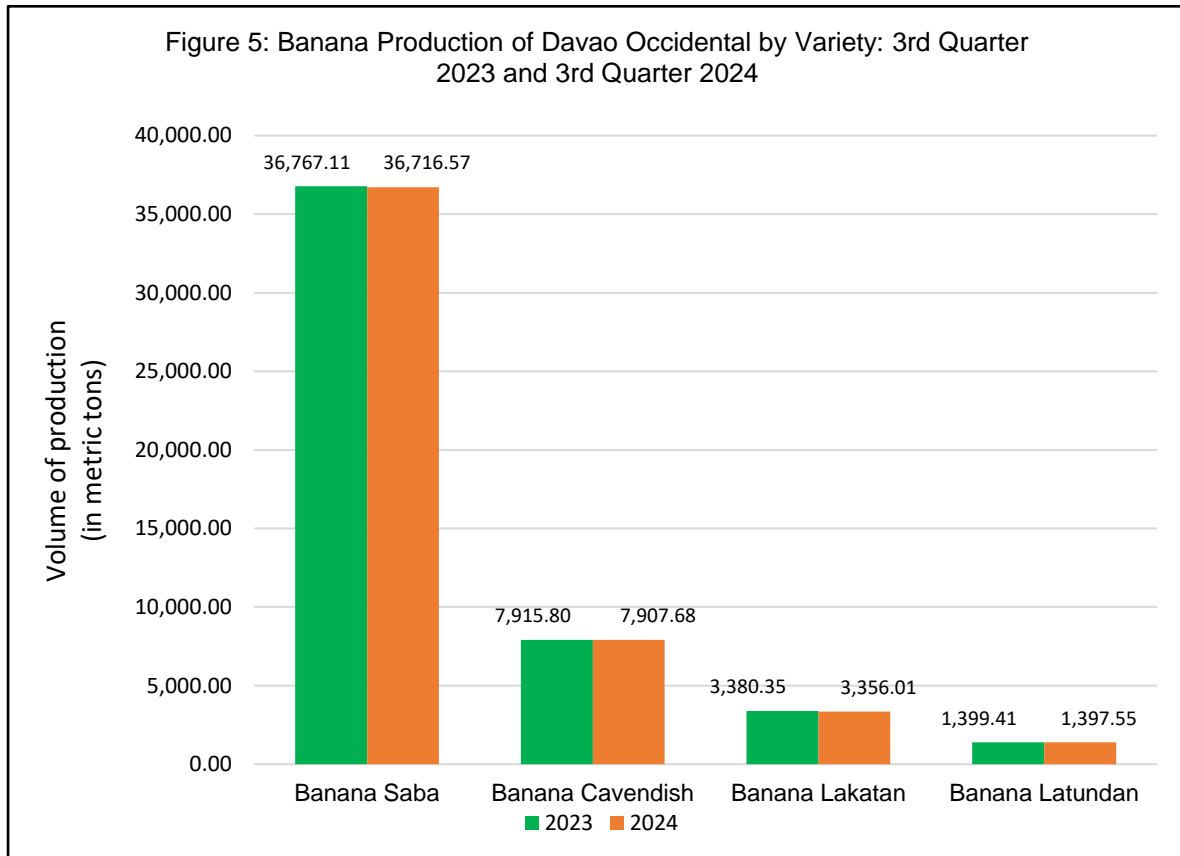


Source: Philippine Statistics Authority (PSA), Crops Production Survey (CrPS) ([openstat.psa.gov.ph](https://openstat.psa.gov.ph))



Total banana production of Davao Occidental decreased by 0.17 percent or 49,630.63 MT in Third Quarter 2024 compared to last year same period estimated at 49,717.20 MT.

Banana Saba accounted for 74.36 percent or 36,716.57 MT of the total banana production of Davao Occidental in Third Quarter 2024. This is a decrease of 0.14 percent compared to last year same period estimated at 36,767.11 MT as shown in Figure 5. Meanwhile, varieties such as Cavendish, Latundan, and Lacatan, accounted for 16.01 percent, 6.80 percent, and 2.83 percent respectively as shown in Figure 5.

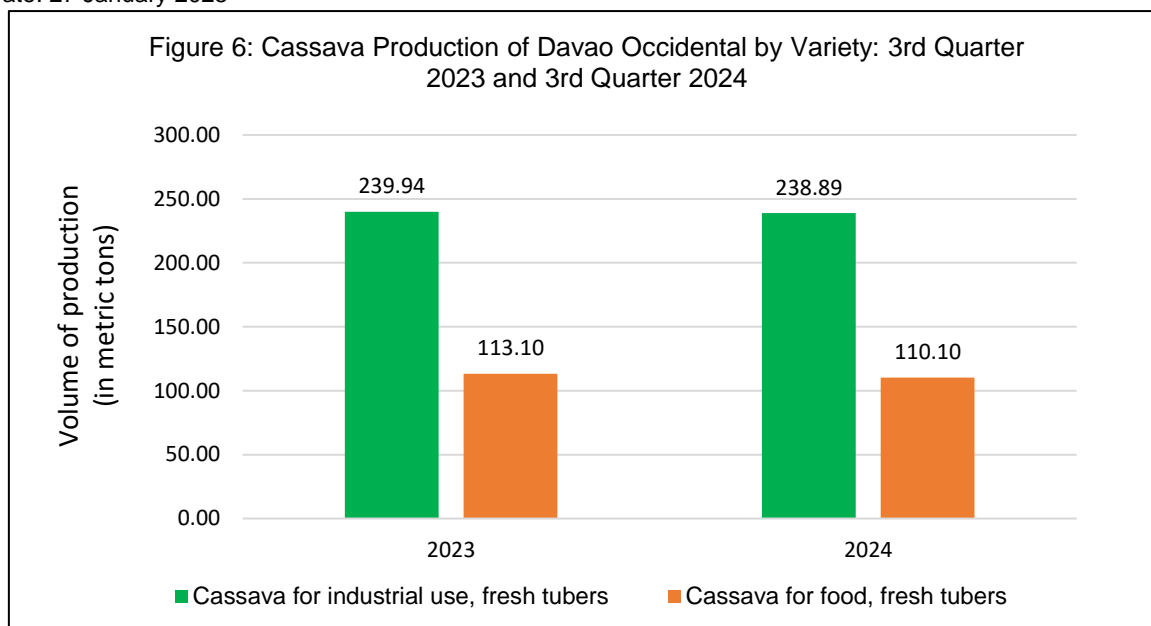


Source: Philippine Statistics Authority (PSA), Crops Production Survey (CrPS) ([openstat.psa.gov.ph](https://openstat.psa.gov.ph))



Total casava fresh tubers production of Davao Occidental decreased by 1.15 percent or 348.99MT in Third Quarter 2024 compared to last year same period estimated at 353.04 MT.

Cassava for industrial use, estimated at 238.89 MT or 68.45 percent of the total Cassava production of Davao Occidental in Third Quarter 2024. This is a decrease of 0.44 percent compared to last year same period estimated at 239.94 MT as shown in figure 6. Meanwhile the cassava for food estimated at the remaining 110.10 MT or 31.55 percent of the total cassava production of Davao Occidental Third Quarter 2024. This is a decrease of 2.65 percent compared last year same period estimated at 113.10 MT.



Source: Philippine Statistics Authority (PSA), Crops Production Survey (CrPS) ([openstat.psa.gov.ph](https://openstat.psa.gov.ph))

## TECHNICAL NOTES

The CrPS is a quarterly survey which aims to generate basic production statistics for crops other than palay and corn at the national and sub-national levels. Nineteen major crops under the other Crops sub-sector are highlighted in the Performance of Philippine Agriculture Report (PAR).

The CrPS covers more than 280 crops sub-classified under three commodity groupings, namely: 1) Non-Food and Industrial Crops, 2) Fruit Crops, and 3) Vegetables and Rootcrops.

For the purpose of this survey, crop production is defined as the quantity produced and actually harvested for a particular crop during the reference period. It includes those measured but damaged, stolen, given away, consumed, given as harvesters' share, and reserved. Excluded are those produced but not harvested for whatever reason/s.

Approved for Release:

**JESSIE A. MADULIN**

Chief Statistical Specialist  
PSO Davao Occidental

  
MLB/KRGA/VAA