



# Provincial Product Accounts 2023 Economic Performance Davao Occidental

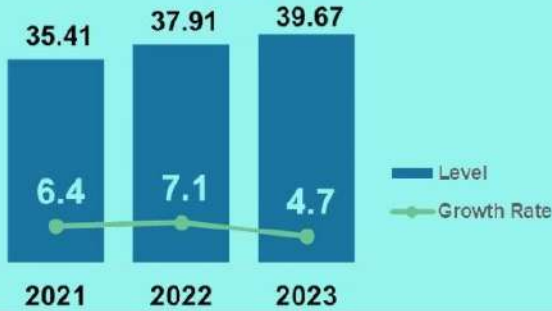
(At constant 2018 Prices)

INF-1186-2024-018

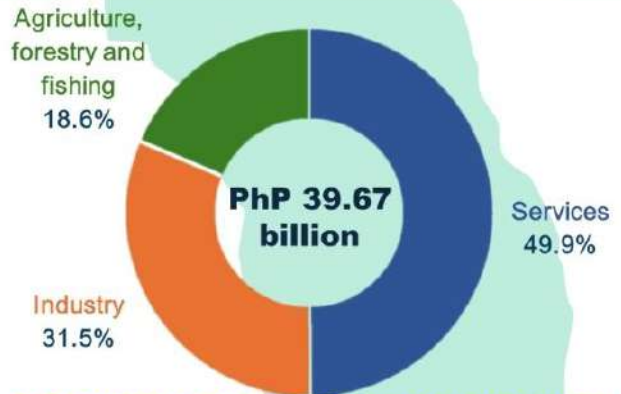


## ECONOMIC VALUE

In Terms of GDP (in Billion PhP)  
and Growth



## SHARE OF MAJOR INDUSTRY SECTORS TO THE ECONOMY

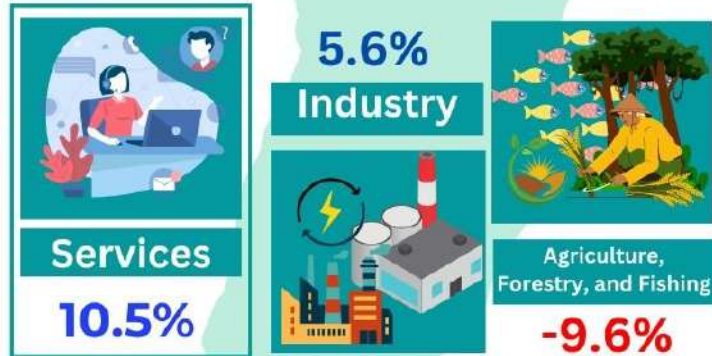


## Gross Domestic Product

# 4.7%

2022 to 2023 Growth Rate

## GROWTH RATE OF MAJOR INDUSTRY



## Per Capita GDP

# PhP 113,307

estimated average contribution of each individual to the total GDP

## Per Capita GDP of the Economies in Davao Region In Terms of Level (in PhP)



## TOP CONTRIBUTORS TO GROWTH (In Percentage Points)

### 2.1

Wholesale and retail trade; repair of motor vehicles and motorcycles

### 0.9

Transportation and storage

### 0.7

Manufacturing

## FASTEST GROWING INDUSTRIES (in Percent)

### 21.6

Transportation and storage

### 16.9

Other services

### 12.5

Education

Approved for Release:

**MUNRIA L. BANTO**

Officer-In-Charge  
PSA - Davao Occidental



www.psa.gov.ph



/PSAXiDO



/psaDavOcc



(082) 237 - 4675

