

DAVAO OCCIDENTAL INFLATION RATE

For the Bottom 30% Income Households JUNE 2025 (2018=100)

Reference No. INF-1186-2025-029

Inflation Rate for the Bottom 30% Income Households: Davao Occidental

8.9%
June
2024

-6.2%
June
2025

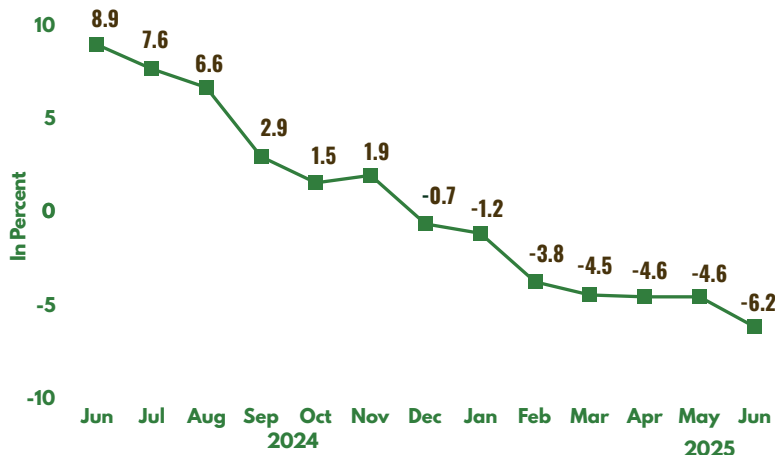
-4.6%
May
2025

The provincial inflation rate for the bottom 30% income households declined further to negative 6.2 percent in June 2025 from negative 4.6 in May 2025

The Inflation Rate (IR) is the annual rate of change, or the year-on-year change of the CPI expressed in percent.

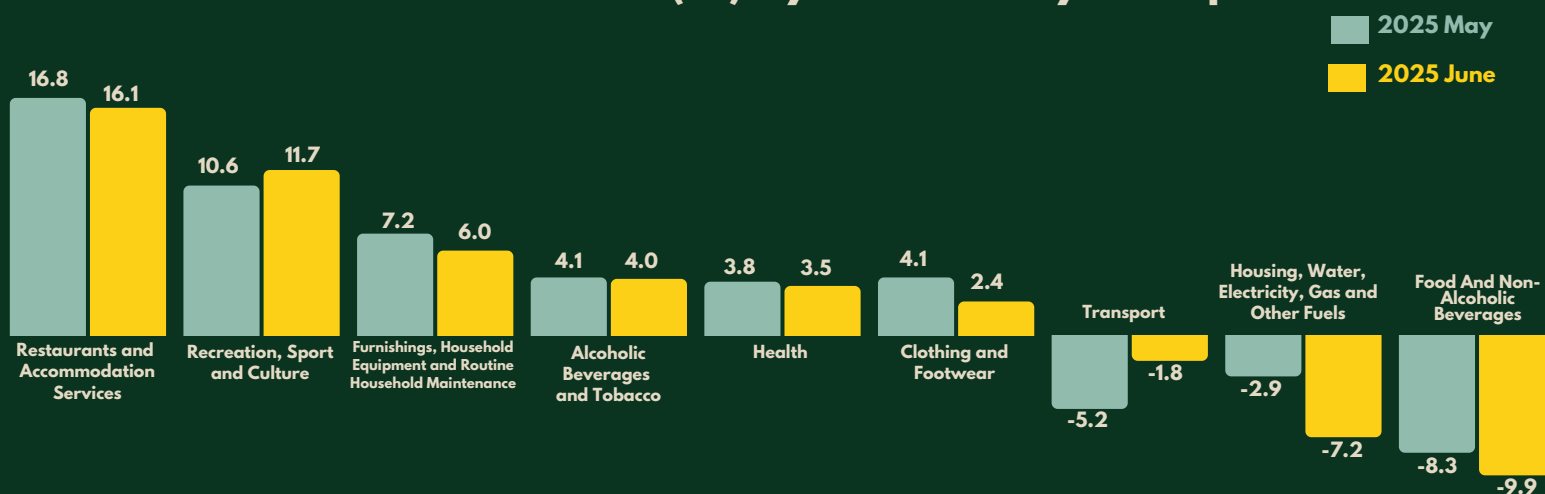
The Consumer Price Index (CPI) for the Bottom 30% Income Households measures changes in the average consumer prices of selected goods and services commonly purchased by the Bottom 30% Income Households.

Inflation Rates for the Bottom 30% Income Households
in Davao Occidental, All Items (2018=100)

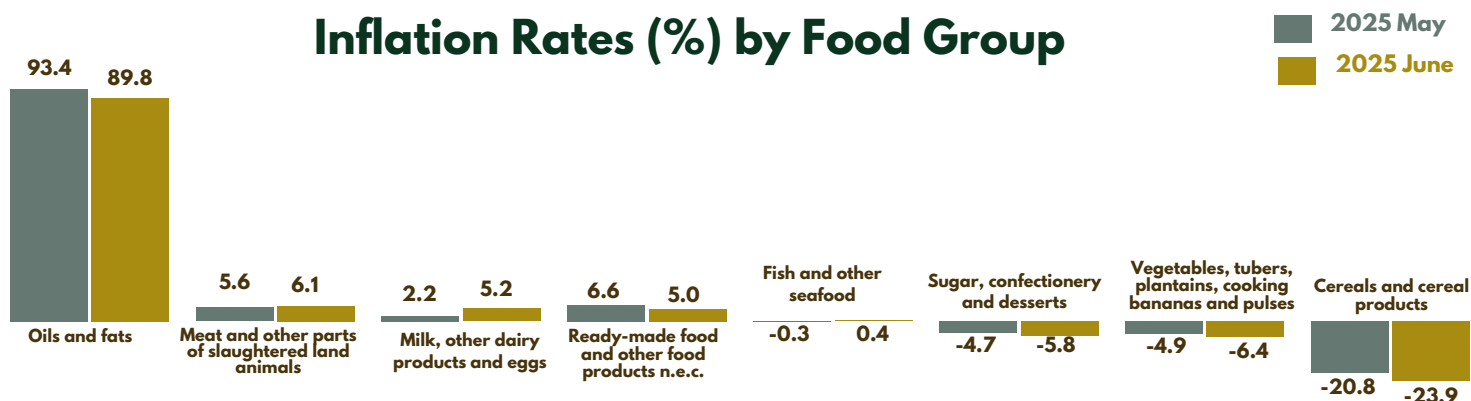


119.4 CPI

Inflation Rates (%) by Commodity Group



Inflation Rates (%) by Food Group



Approved for Release:

JESSIE A. MADULIN

Chief Statistical Specialist
PSA - Davao Occidental