

DAVAO OCCIDENTAL INFLATION RATE

For the Bottom 30% Income Households MAY2025 (2018=100)

Reference No. INF-1186-2025-026

Inflation Rate for the Bottom 30% Income Households: Davao Occidental

8.2%
May
2024

-4.6%
May
2025

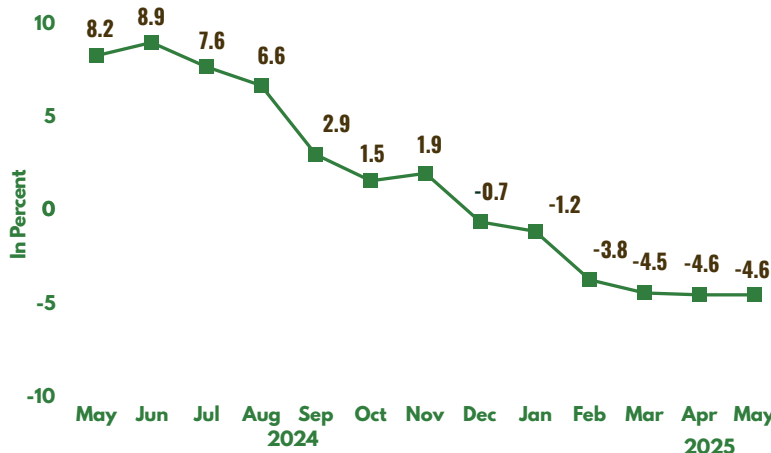
-4.6%
April
2025

The provincial inflation for the bottom 30% income households remained at negative 4.6 percent in May 2025.

The Inflation Rate (IR) is the annual rate of change, or the year-on-year change of the CPI expressed in percent.

The Consumer Price Index (CPI) for the Bottom 30% Income Households measures changes in the average consumer prices of selected goods and services commonly purchased by the Bottom 30% Income Households.

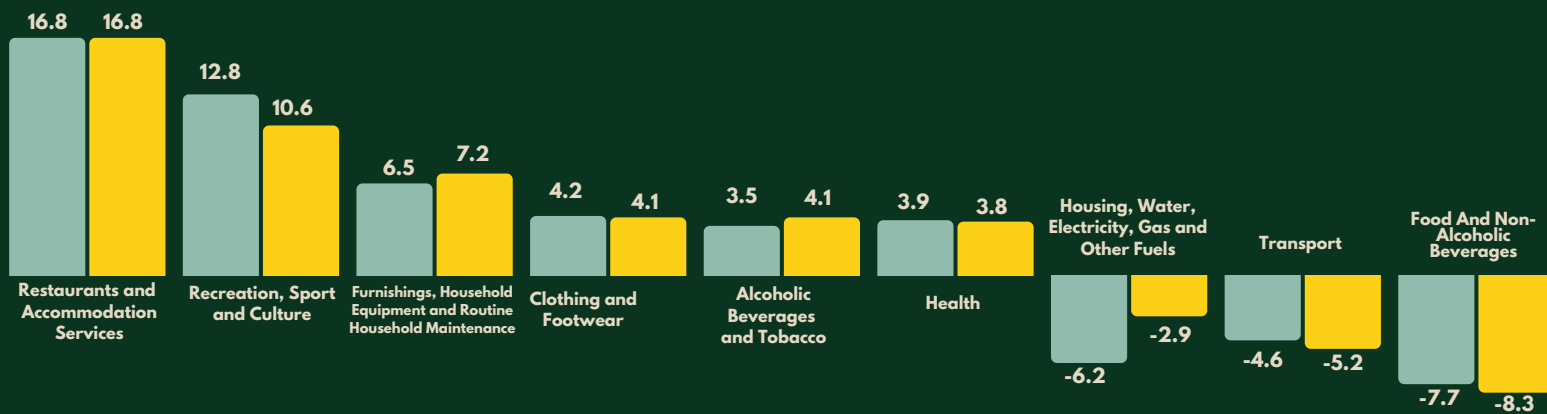
Inflation Rates for the Bottom 30% Income Households in Davao Occidental, All Items (2018=100)



121.2 CPI

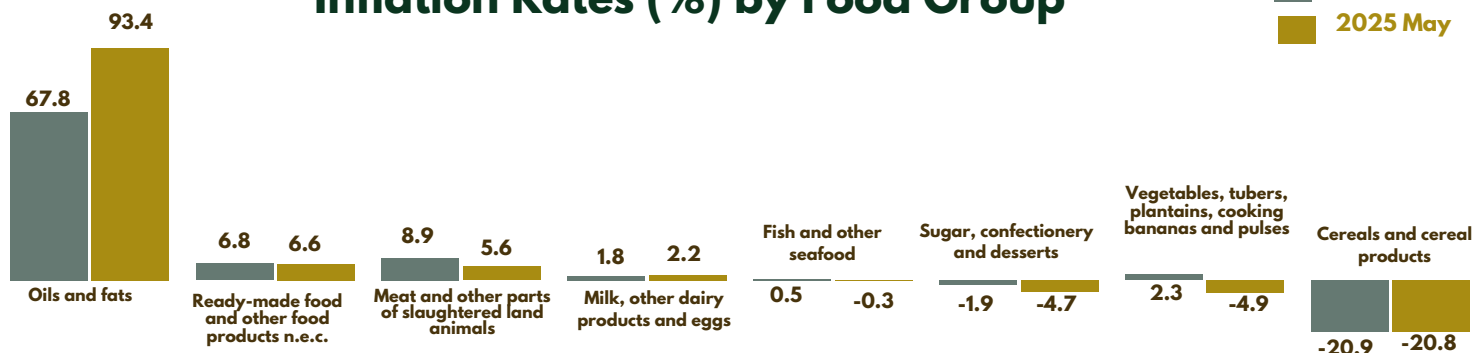
Inflation Rates (%) by Commodity Group

2025 April
2025 May



Inflation Rates (%) by Food Group

2025 April
2025 May



Approved for Release:

JESSIE A. MADULIN

Chief Statistical Specialist
PSA - Davao Occidental