

DAVAO OCCIDENTAL INFLATION RATE

For the Bottom 30% Income Households APRIL 2025 (2018=100)

Reference No. INF-1186-2025-016

Inflation Rate for the Bottom 30% Income Households: Davao Occidental

7.8%
April
2024

-4.6%
April
2025
↓

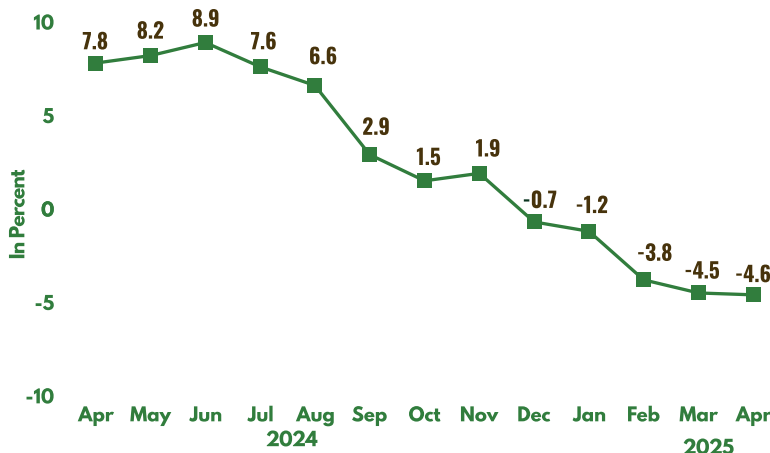
-4.5%
March
2025

The provincial inflation for the bottom 30% income households decline further to negative 4.6 percent in April 2025 from negative 4.5 percent in March 2025.

The Inflation Rate (IR) is the annual rate of change, or the year-on-year change of the CPI expressed in percent.

The Consumer Price Index (CPI) for the Bottom 30% Income Households measures changes in the average consumer prices of selected goods and services commonly purchased by the Bottom 30% Income Households.

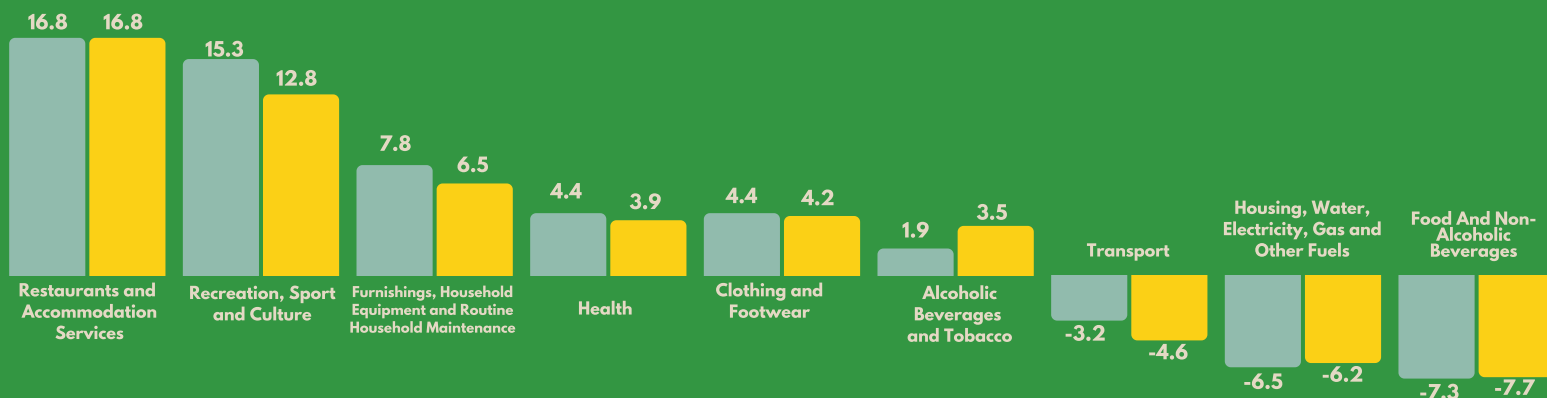
Inflation Rates for the Bottom 30% Income Households
in Davao Occidental, All Items (2018=100)



121.1 CPI

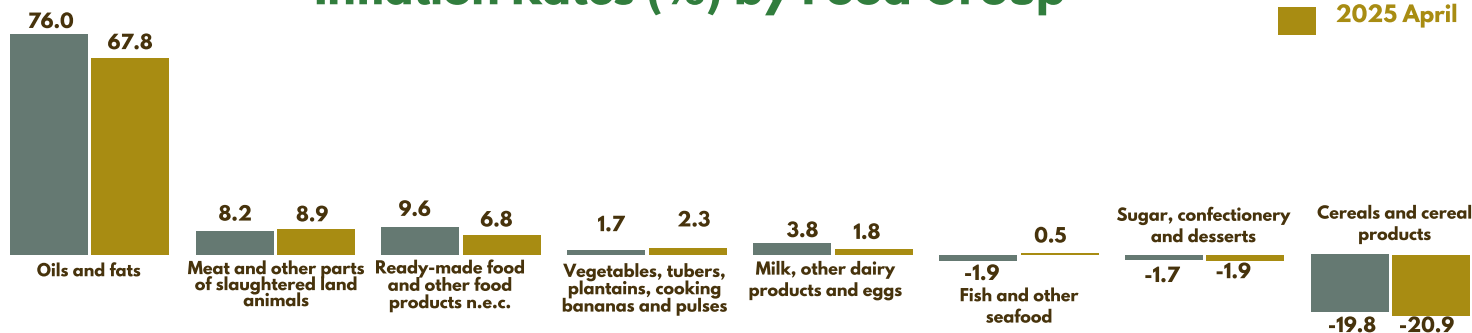
Inflation Rates (%) by Commodity Group

2025 March
2025 April



Inflation Rates (%) by Food Group

2025 March
2025 April



Approved for Release:

JESSIE A. MADULIN

Chief Statistical Specialist
PSA - Davao Occidental